



END OF YEAR REPORT

CLOVIS
POLICE
DEPARTMENT

2024



AGENDA



01. INCIDENTS

The number and type of calls for service that officers respond to

02. RESPONSE TIMES

The amount of time an officer takes to respond to calls

03. TRAFFIC COLLISIONS

The number, type and area of traffic collisions in Clovis

04. CRIMES

The number and type of crimes that occur in Clovis.

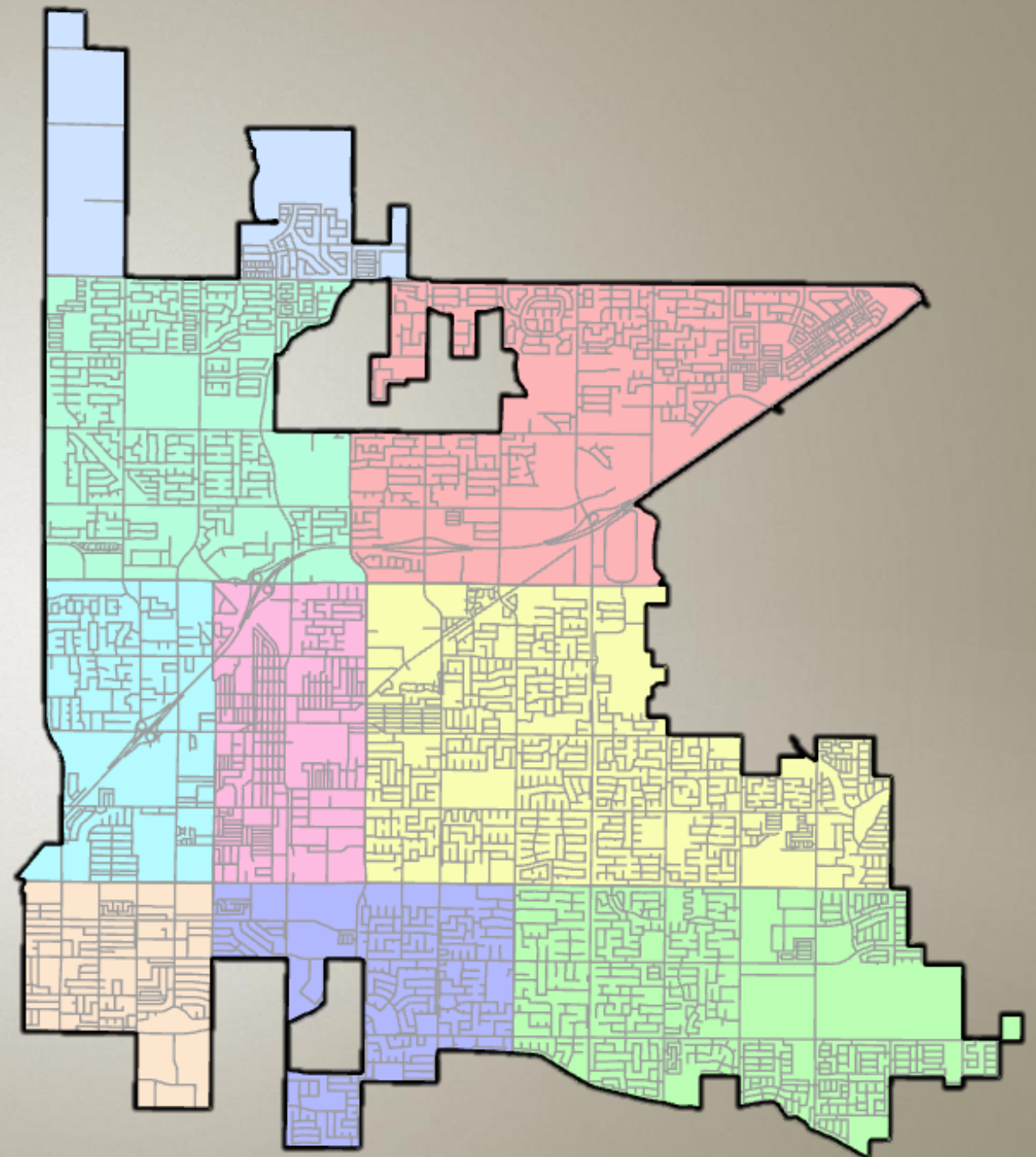
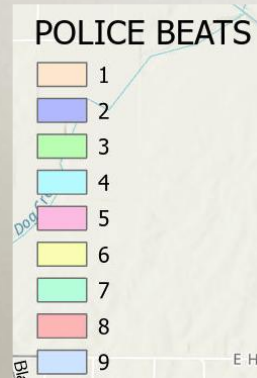
05. ARRESTS

The level and number of arrests in Clovis



INTRODUCTION

- ▶ City of Clovis is 27.3 square miles
- ▶ Has a population of 126,133
- ▶ Actual number of officers: 116
- ▶ Nine beats in the City, with expansion occurring to beats 3, 6 and 9





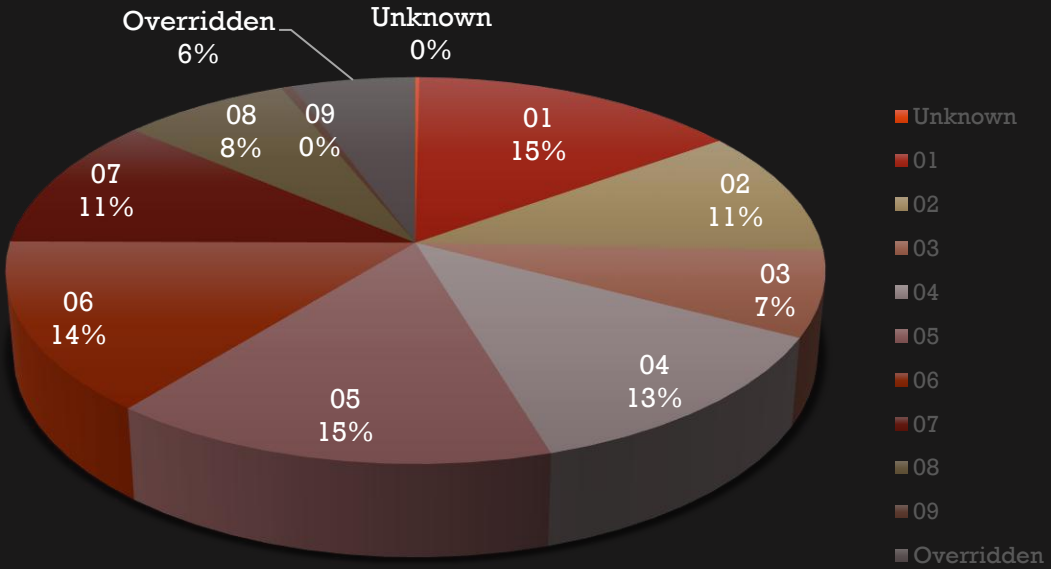
LAST YEAR IN REVIEW

INCIDENTS

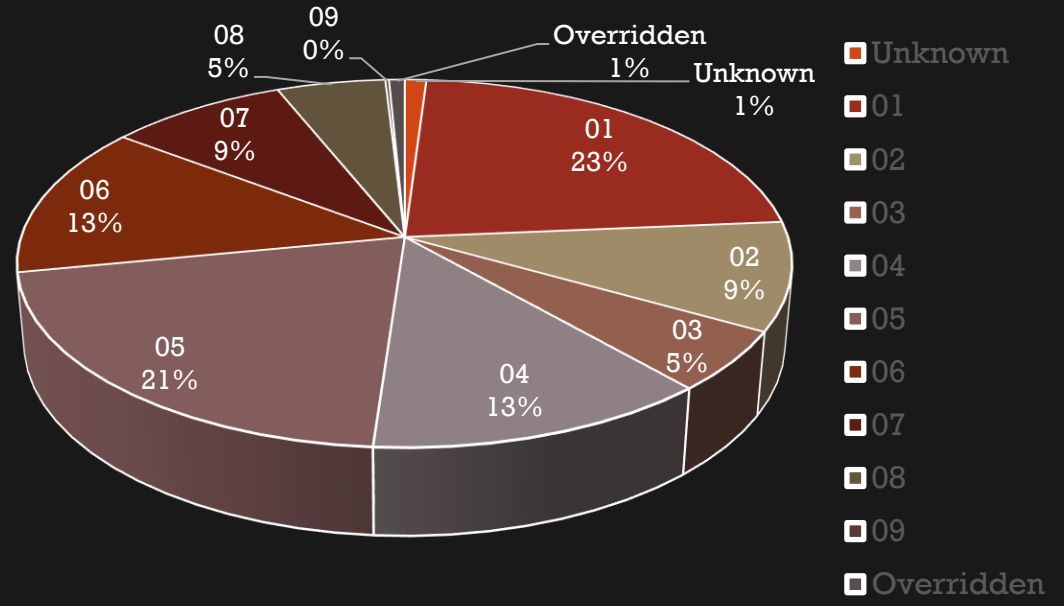
Incidents decreased from 2023 by .4%. Public incidents decreased, and Officer initiated increased by 8.24%. Beat 5 has the highest beat for incidents. This beat includes the Clovis Police headquarters, which constitutes a high percentage of incidents.

Type of Call	Calendar 2023	Calendar 2024
Public	49,948	46,718
Officer Initiated	34,275	37,100
Grand Total	84,223	83,818

Public Initiated Incidents by Beat



Officer Initiated Incidents by Beat



CALL SOURCE	CALENDAR 2023	CALENDAR 2024
Records	268	169
911	6,816	7,634
App/Other	72	66
Officer Initiated	34,007	36,846
Online		85
Phone	43,057	38,907
Walk In	3	111
Grand Total	84,223	83,818

INCIDENT COMPARISON

- Clovis Police Department has increased 911 incidents by 12% and public initiated decreased by 9.1%.
- Officer initiated calls increased by 8.3%
- Overall, there was a .4% decrease in all calls for service from 2023 to 2024.

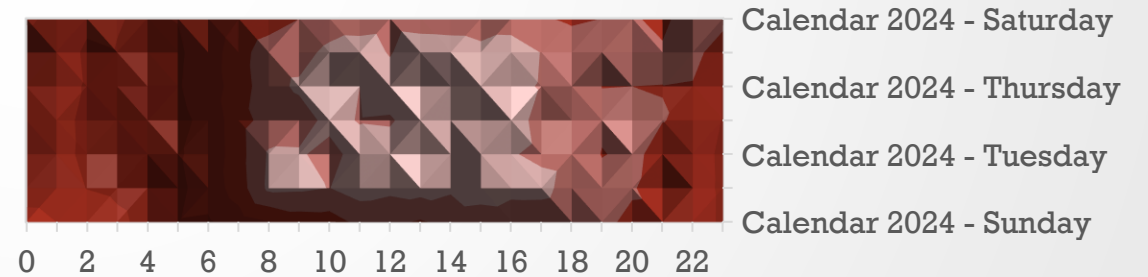
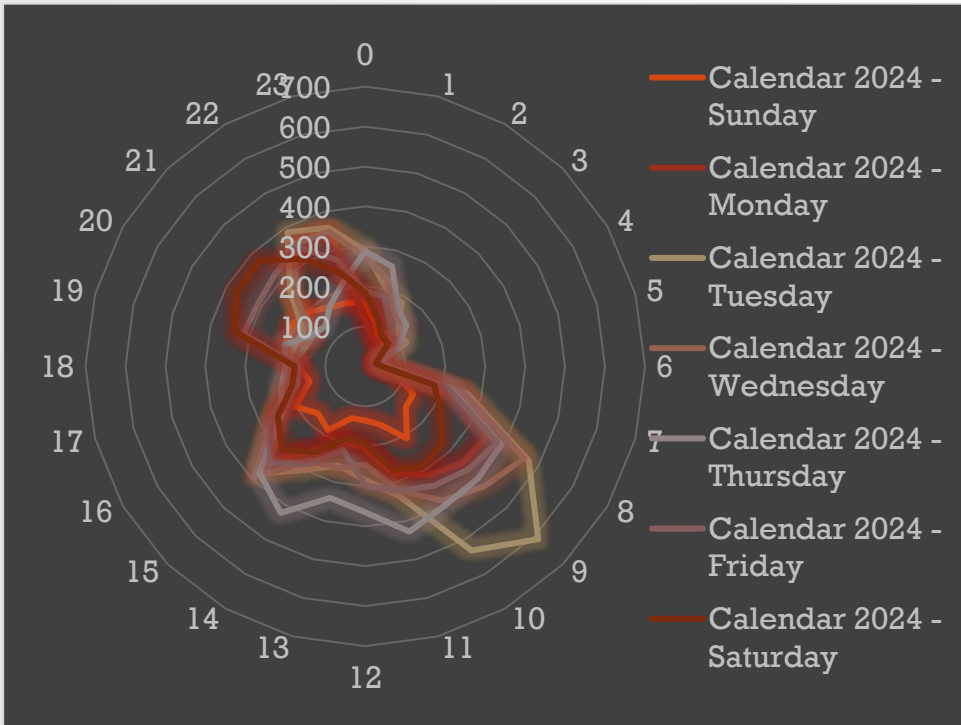
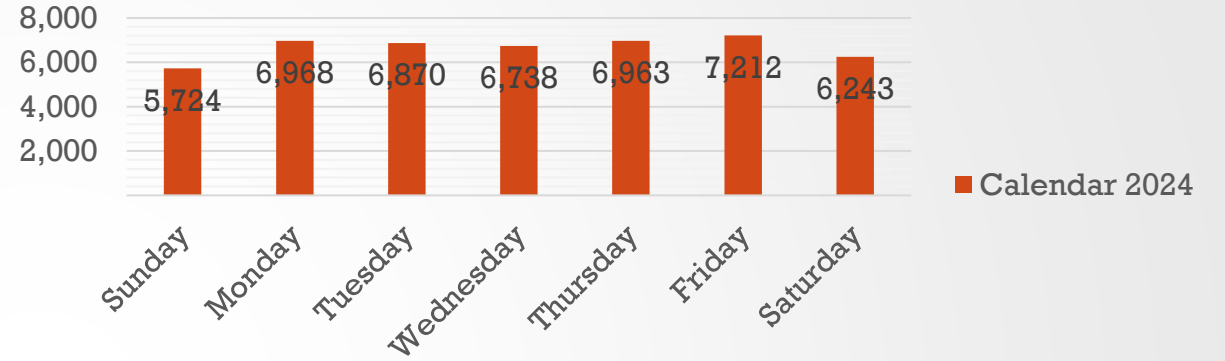


INCIDENT — TIME OF DAY

Public Incidents highest day for calls is Friday. The highest hour is 1500-1600. Tuesday has the highest peak time of 1500-1600 hours.

Officer initiated highest day for calls is Thursday. The highest hour for calls is 0900-1000. Tuesday between 0900-1000 is peak time for officer-initiated calls. ***These calls include CSO self-initiated incidents.

Calendar 2024



■ -100 ■ 100-200 ■ 200-300 ■ 300-400 ■ 400-500



INCIDENT – PRIORITY

- A decrease in Priority 1 calls from 2023 to 2024 of 4.4%. A decrease in priority 2's and priority 4's. An increase of priority 3's by 10%.

For Public incidents priority calls:

Priority 1's: Highest day is Friday and highest time is 1400-1500 hours.

Priority 2's: Highest day is FRIDAY and highest time 1700-1800 hours. The overall highest day and time is **THURSDAY AT 1800-1900 HOURS.**

Priority 3's: Highest day is SATURDAY and highest time 2200-2300 hours. The overall highest day and time is **SATURDAY AT 2200-2300 HOURS.**

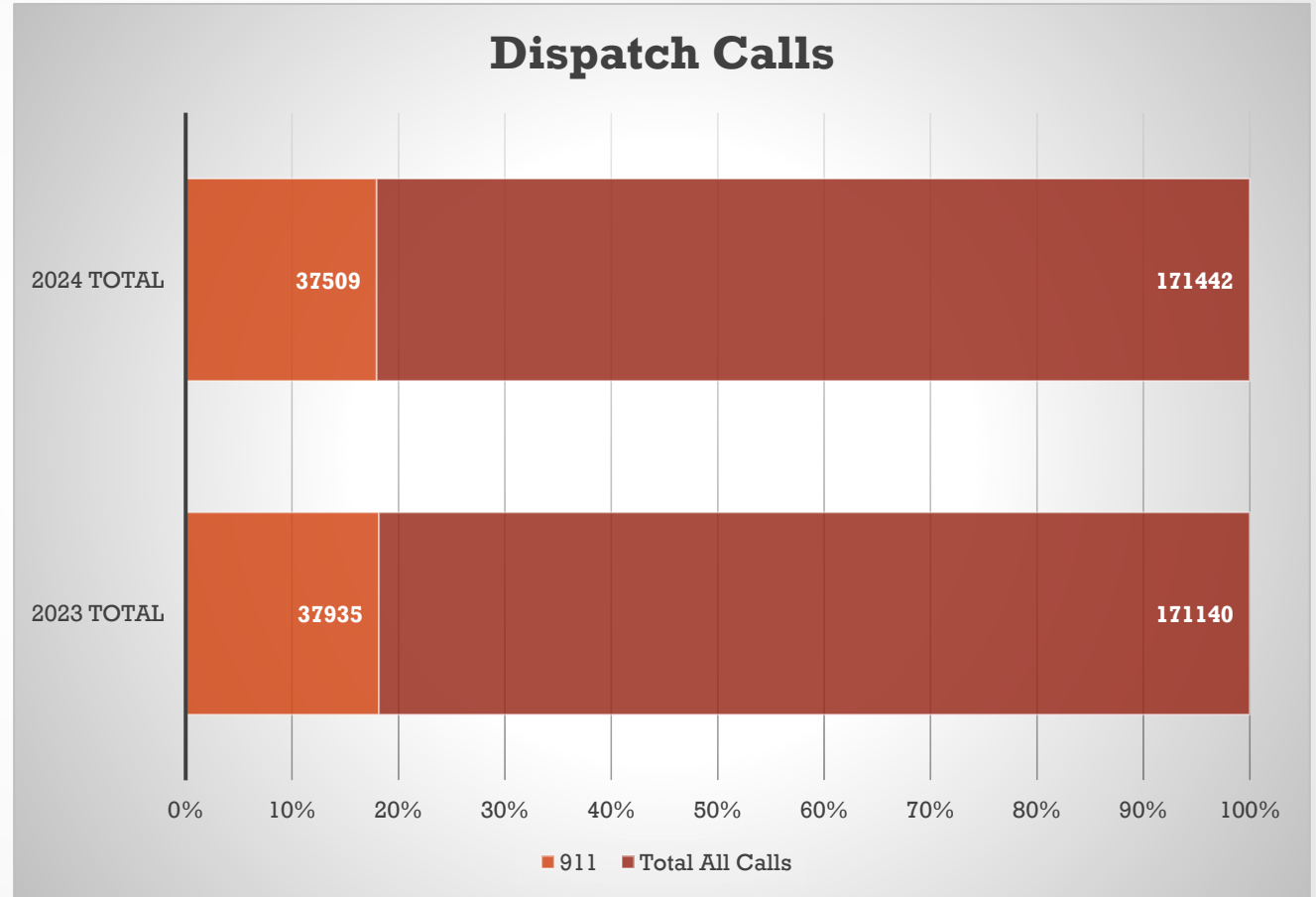
Call Source	Calendar 2023	Calendar 2024
Open Call	34	35
1	635	607
2	24,136	22,146
3	35,340	38,952
4	12,504	11,112
5	505	455
Teletype	136	115
Lobby	1,742	1,937
Telephonic	8,923	8,195
UNAVAIL		2
Unknown	268	262
Grand Total	84,223	83,818

PUBLIC	Calendar 2023	Calendar 2024
Open Call	34	35
1	625	596
2	23,170	21,163
3	11,204	10,295
4	3,926	4,161
5	248	222
Teletype	134	115
Lobby	1,713	1,892
Telephonic	8,894	8,145
Unknown		94
Grand Total	49,948	46,718



DISPATCH CALL VOLUME

- In 2024 the number of phone calls that dispatchers received were higher than 2023.
- They decreased in 911 calls in 2024.
- The number of 911 phone calls is part of the total number of calls



INCIDENT TYPES

The following call types increased in 2024 compared to 2023: Assist, Alarm, Animal Complaint, Miscellaneous Investigation, and Unwanted.

The following decreased in 2024: Check on Welfare, Follow Up, Disturbance, Suspicious Activity and Ordinance Violation.

Most locations decreased, except for 696 W Herndon and 900 Shaw. New locations on the list are 2270 Clovis and Willow and Shaw.

The following locations dropped off the top 10 list: 90 W Shaw, and 875 Shaw.

TOP 10 PUBLIC INCIDENT TYPES

Call Type	Calendar 2024
Assist	4,556
Check on Welfare	3,848
Alarm	3,155
Animal Complaint	2,870
Follow Up	2,101
Unwanted	2,094
Misc Investigation	2,057
Disturbance - Non Domestic	1,882
Suspicious Activity	1,600
Ordinance Violation	1,445

TOP 10 PUBLIC INCIDENT LOCATIONS

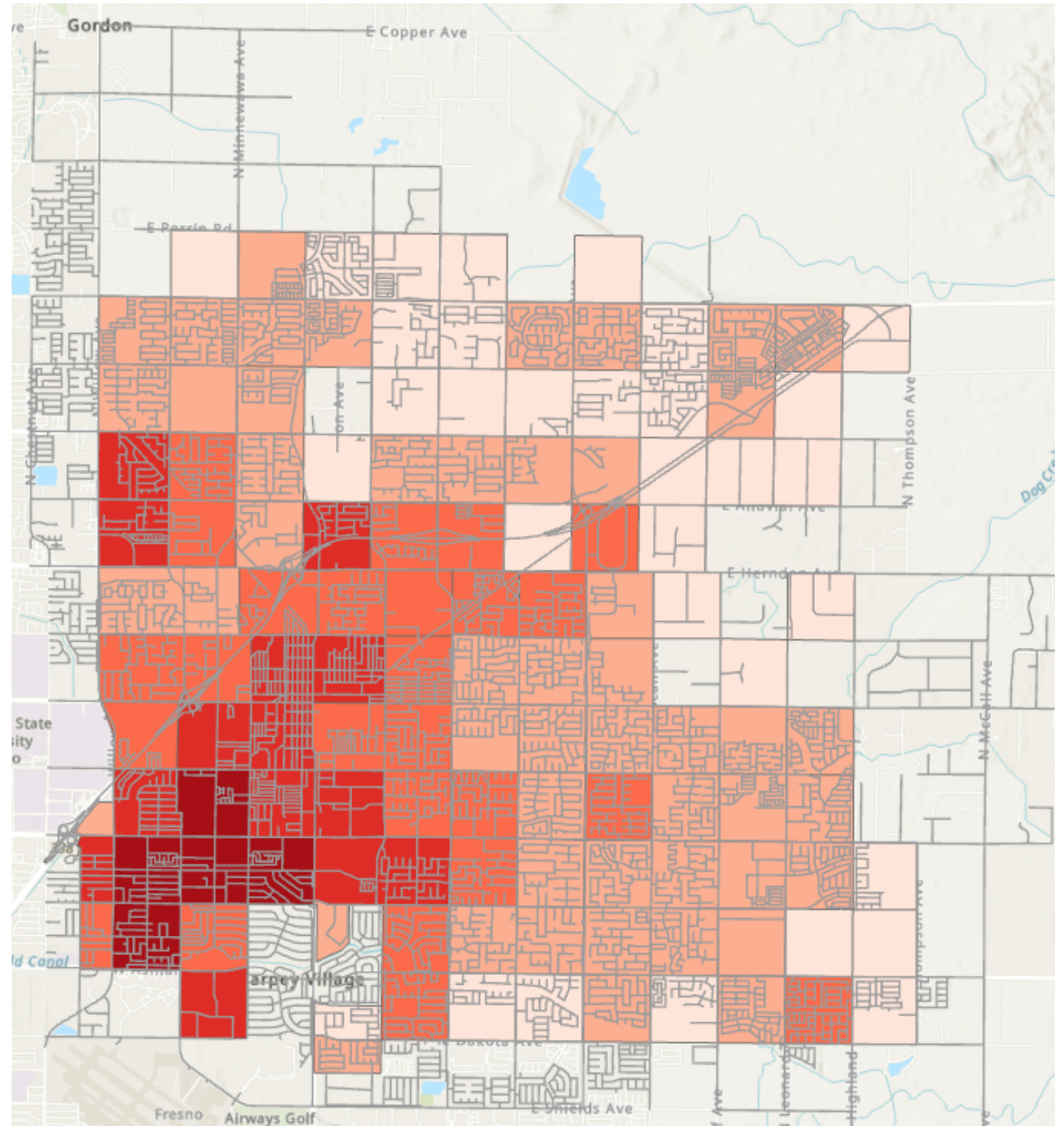
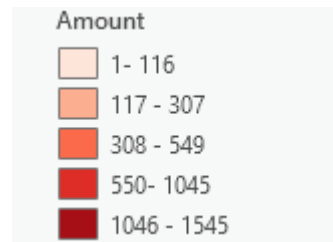
Address	Calendar 2024
1233 FIFTH ST, CLOVIS, CA	1,639
WATCH COMMANDER, ,	800
323 W SHAW AVE, CLOVIS, CA	352
1 185 HERNDON AVE, CLOVIS, CA	288
695 W HERNDON AVE, CLOVIS, CA	272
2755 HERNDON AVE, CLOVIS, CA	266
396 W ASHLAN AV, CLOVIS, CA	232
900 SHAW AVE, CLOVIS, CA	206
2270 CLOVIS AVE, CLOVIS, CA	144
W SHAW AV / WILLOW AV, CLOVIS, CA	138



PUBLIC CALLS FOR SERVICEBY ZONE 2024

THIS MAP SHOW THE ZONES WITH
HIGHER CALLS FOR SERVICE.

THESE ARE ALL CALLS FOR SERVICE
FROM A PUBLIC SOURCE



Incident Type	Calendar 2023	Calendar 2024	Percent Change
Animal Complaint	4,852	4,432	-8.66%
Noise Complaint	1,530	1,411	-7.78%
Ordinance Violation	7,015	5,005	-28.65%
Shoplifting	1,389	1,466	5.54%
Transient Camps	747	430	-42.44%
Trespass	223	158	-29.15%
Unwanted	1,752	2,120	21.00%
Vandalism	530	518	-2.26%

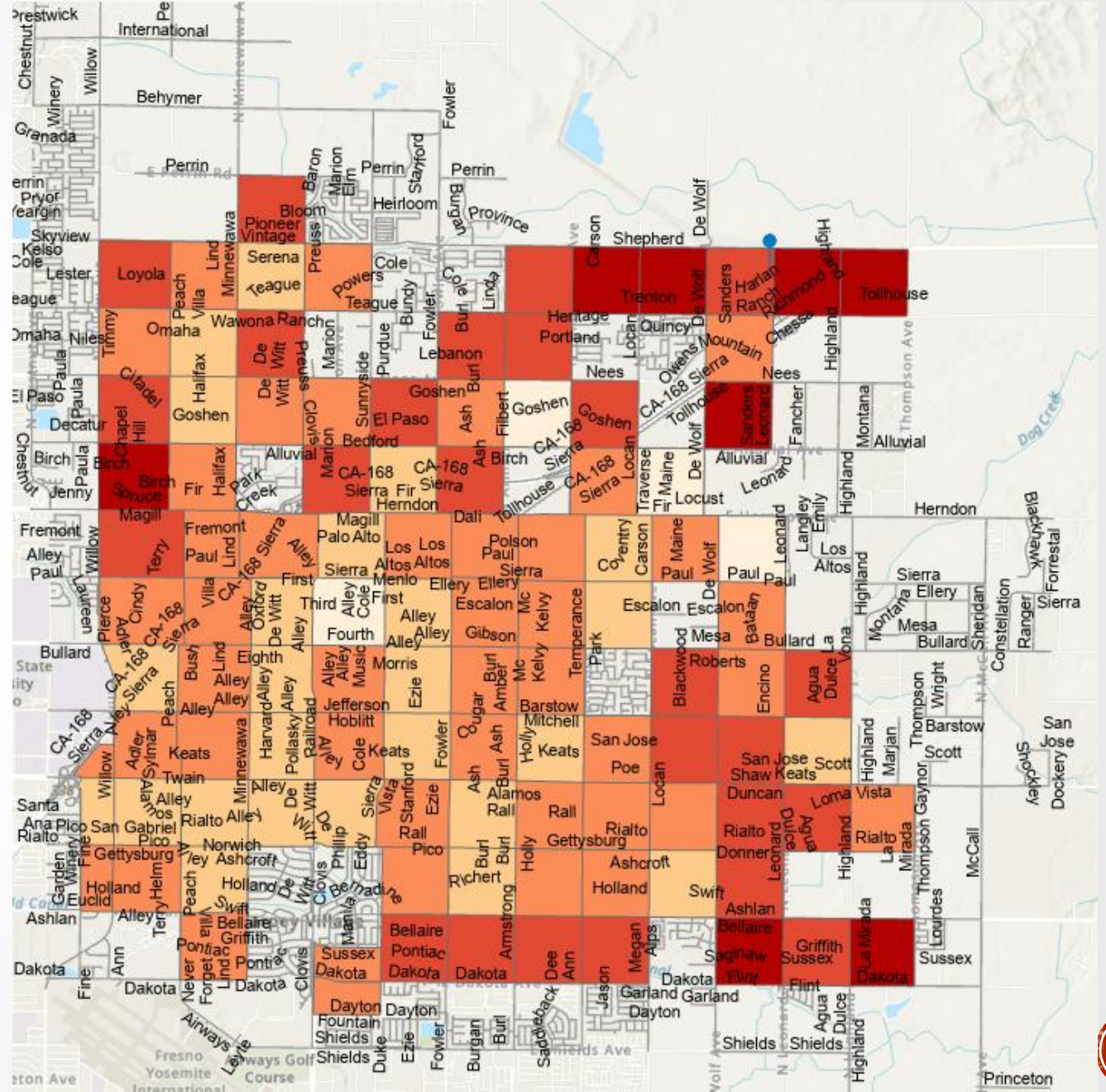
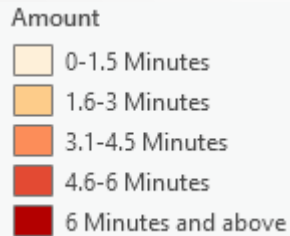
QUALITY OF LIFE INCIDENTS

- These are quality of life calls for service. Most of them have decreased from 2023. Shoplifting increased by 5.54% and Unwanted increased by 21.00%



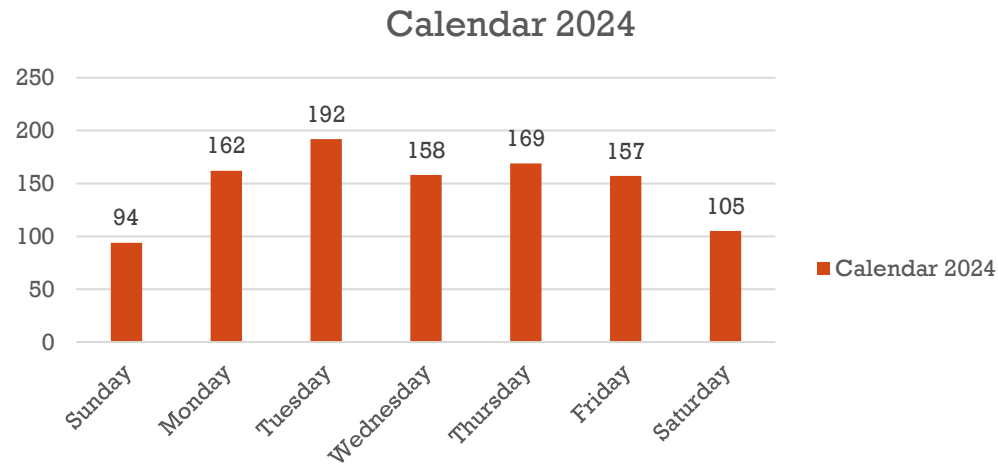
PRIORITY 1- AVERAGE RESPONSE TIME BY ZONE

This map shows the zones with the officer response times. These are all calls for service from Public Only



TRAFFIC COLLISIONS

In 2024 Clovis had 1042 collision reports taken, which is an increase of 1.5% from 2023.



Tuesday is the highest day of collision reports with Friday being the next highest day. The highest time of day is between **1500 and 1600 hours**. The highest day and time is Tuesday between 1500-1600 hours.

INTERSECTION	AMOUNT
WILLOW AVE/SHAW AV	27
HERNDON AV/CLOVIS AV	24
HERNDON AV/FOWLER AV	18
MINNEWAWA AV/SHAW AVE	14
PEACH AV/ SHAW AV	12
HERNDON AV/VILLA AV	12
2270 CLOVIS	12
SHAW AV/CLOVIS AV	12
VILLA AV/SHAW AV	10
COLE AV/SHAW AV	10
CLOVIS AV/ SANTA ANA AV	10

Injury Collisions	Calendar 2023	Calendar 2024
Complaint Pain	341	345
Fatal	4	4
Other Visible	62	73
Severe	11	22
Grand Total	418	444



TRAFFIC CITATIONS

Clovis Police Department issued 6,689 traffic citations in 2024. This is a increase of 17% from 2023.

The top two violations are required registration and failure to provide insurance. Unsafe speed is the third most violation ticketed.

The top 10 intersections for traffic citations are mostly on Shaw and Herndon.

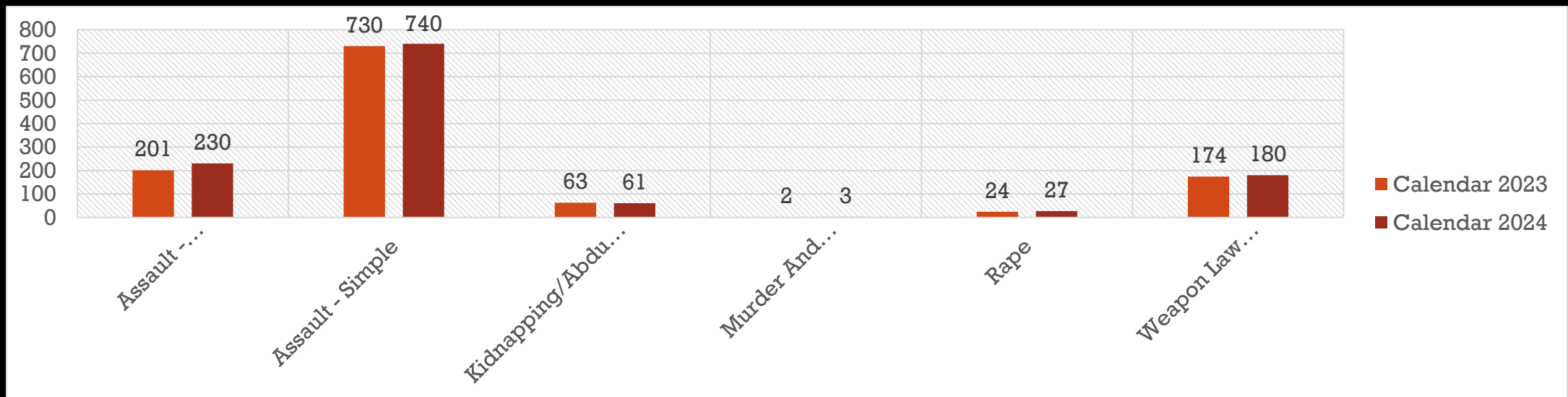
INTERSECTION	#OF CITATIONS
W SHAW AVE / WILLOW AVE, CLOVIS, CA	338
W BULLARD AVE / VILLA AVE, CLOVIS, CA	212
SHAW AVE/ VILLA AVE, CLOVIS, CA	156
SHAW AVE / CLOVIS AVE, CLOVIS, CA	151
SHAW AVE / MINNEWAWA AVE, CLOVIS, CA	133
SHAW AVE / PEACH AVE, ,	117
HERNDON AVE / N CLOVIS AVE, CLOVIS, CA	116
HERNDON AVE / N FOWLER AVE, CLOVIS, CA	114
HERNDON AVE / MC KELVY AVE, ,	112
SHAW AVE/STANFORD AVE	85

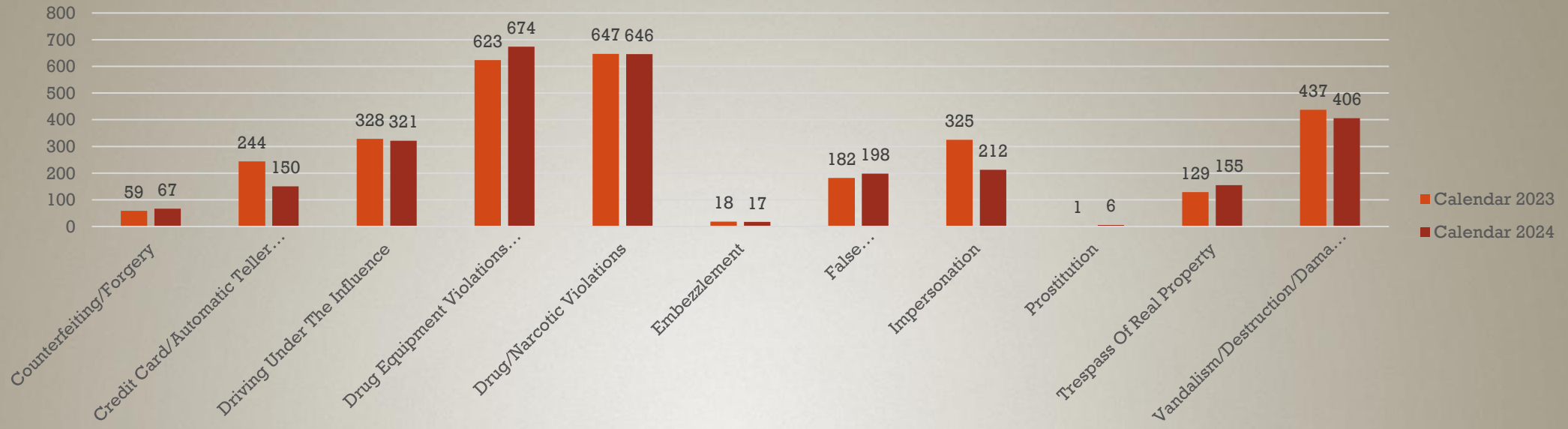
Ticket Violation	# of Citations
MOTOR VEHICLE REQUIRED TO BE REGISTERED	1964
FAIL TO PROVE FIN RESPONSIBILITY:PEACE OFCR REQUEST	1068
UNSAFE SPEED	652
DRVG WITHOUT VALID DRIVERS LIC	604
TINTED WINDOWS (MATERIAL AFFIXED TO WINDSHIELD OR DRVR/PASS. WINDOWS)	432
FAILURE TO STOP AT A STOP SIGN	403
USE OF HANDHELD/ELECTRONIC WIRELESS DEVICE WHILE DRIVING	402
ON CELL PHONE NOT HANDS FREE	256
SPEED SCHOOL ZONE	220
LIGHTING EQUIPMENT OF REQUIRED TYPE, MAINTAIN IN GOOD WORKING ORDER	218



CRIMES AGAINST PERSONS

An increase in Simple Assaults, and Kidnapping.



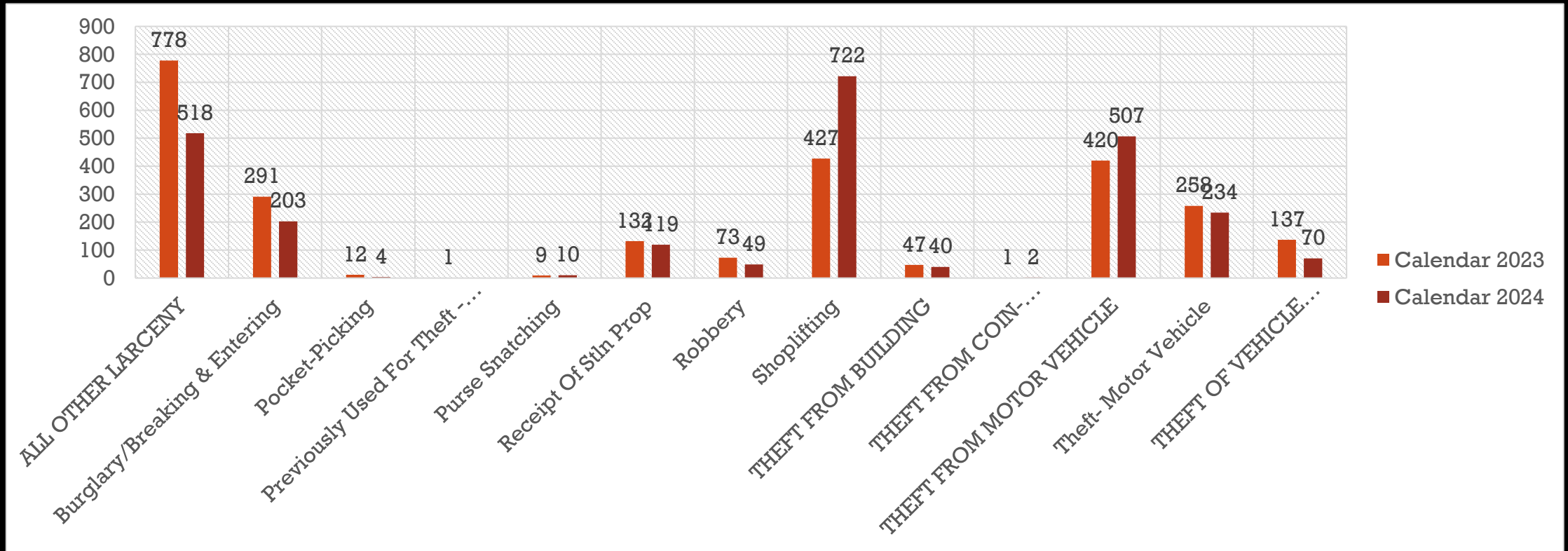


QUALITY OF LIFE CRIMES

AN INCREASE IN DRUG EQUIPMENT VIOLATIONS. A DECREASE IN FORGERY, DUI, IMPERSONATION AND TRESPASS.



PROPERTY CRIMES



An increase in Shoplifting and Theft from Motor Vehicle. A decrease in All other Larceny, Receipt of Stolen Property, Theft from Building, Theft - Motor Vehicle, and Theft of Vehicle Parts



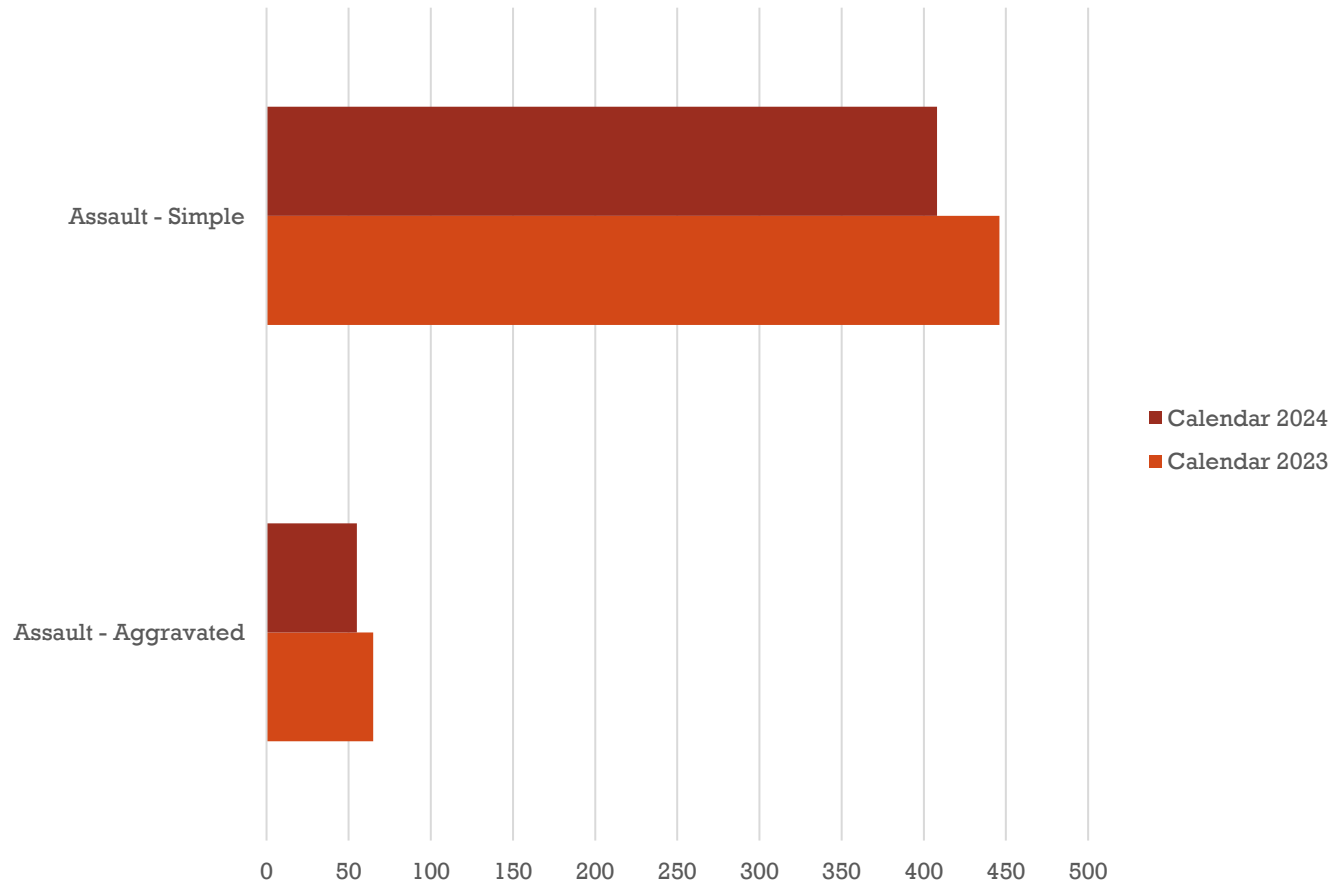
Evidence	2023	2024
Death Investigation	5	26
Felony	78	145
General Incident	2	5
Misdemeanor	10	14
Grand Total	95	190

Evidence	2023	2024
Death Investigation	5	26
FIREARM - HANDGUNS	5	17
FIREARM - RIFLES	0	5
FIREARM - SHOTGUNS	0	4
Felony	78	145
FIREARM - HANDGUNS	63	118
FIREARM - RIFLES	9	17
FIREARM - SHOTGUNS	6	10
General Incident	2	5
FIREARM - HANDGUNS	2	1
FIREARM - RIFLES	0	4
Misdemeanor	10	14
FIREARM - HANDGUNS	10	12
FIREARM - RIFLES	0	2
Grand Total	95	190

SEIZED FIREARMS

In 2024 the Clovis Police Department seized 100% more guns for evidence than in 2023. They also seized 85% more guns for felony cases than in 2023.

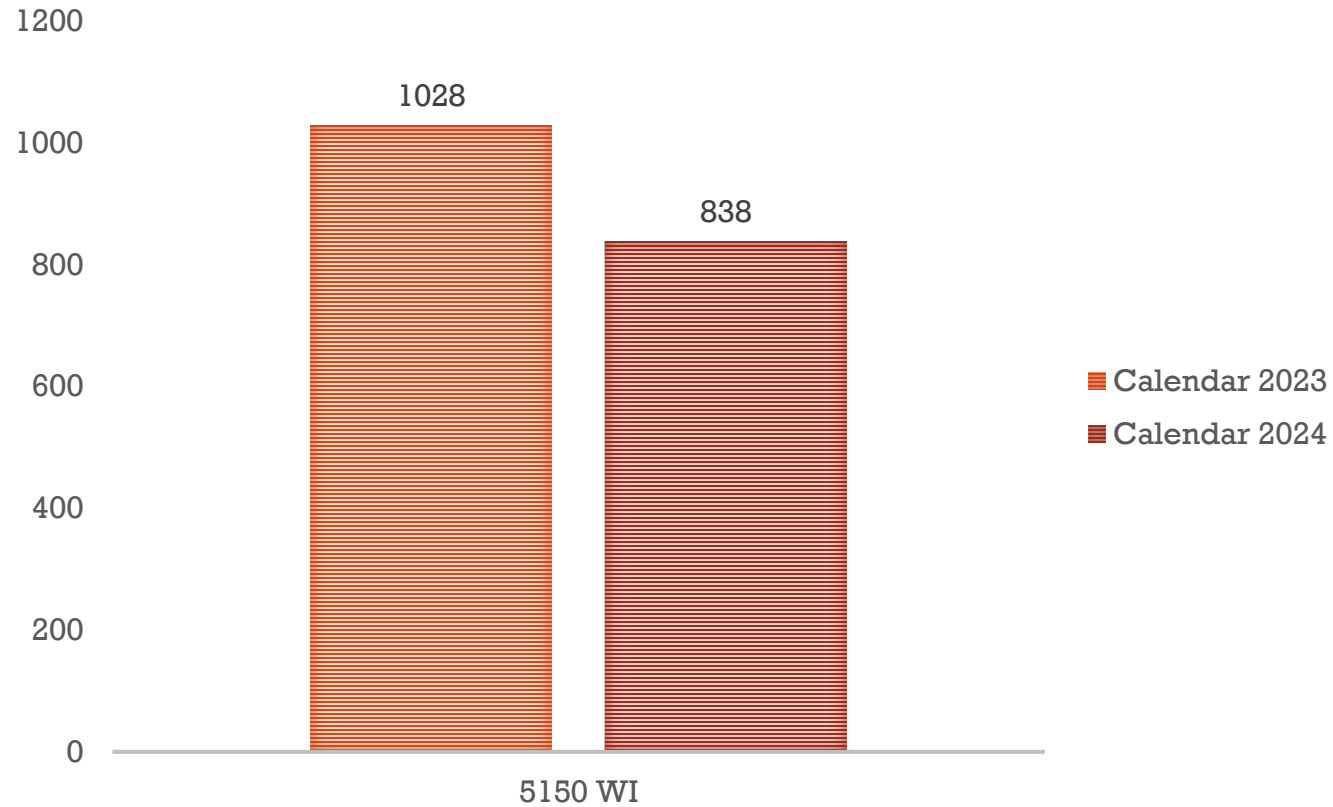




DOMESTIC VIOLENCE

Domestic Violence cases has decreased in both Simple assaults and aggravated assaults





MENTAL HEALTH

WIC 5150 cases decreased in 2024 by 18%. First decrease in 5 years.

Calls for service dealing with mental health are one of the highest number of calls for service for the Department



NIBRS

In 2022 the Clovis Police Department switched over to the National Incident-Based Reporting System (NIBRS). This switch was required by the federal government and is now being used as the guide for reporting crime nationally.

The difference between UCR and NIBRS is the UCR only counted the highest crime, where NIBRS counts all crimes.

NIBRS will also show slightly different than the crimes in the slides above as person crimes is counted by the victim, not the case offense.

This is an example of how the information will look. This is six months information. All the information has not been finalized by California DOJ at this time

Group A Offenses						
Crime Code	Description	Offense	Related Victims	Arrest	Adult Arrest	Juv. Arrest
09A	Murder And Nonnegligent Manslaughter	1	1	1	1	0
100	Kidnapping/Abduction	14	20	6	6	0
11A	Rape	10	11	2	2	0
11B	Sodomy	4	4	0	0	0
11C	Sexual Assault With Object	5	5	2	2	0
11D	Fondling - Forcible	8	7	2	2	0
120	Robbery	25	34	10	9	1
13A	Assault - Aggravated	68	74	36	34	2
13B	Assault - Simple	221	236	136	131	5
13C	Intimidation	27	31	10	10	0
200	Arson	6	8	2	2	0
210	Extortion Or Blackmail	1	1	0	0	0
220	Burglary/Breaking & Entering	97	109	18	16	2
23A	Pocket-Picking	2	2	0	0	0
23B	Purse Snatching	5	5	1	1	0
23C	Shoplifting	147	148	92	90	2
23D	THEFT FROM BUILDING	30	31	7	6	1
23E	THEFT FROM COIN-OPERATED MACHINE/DEVICE	1	1	0	0	0
23F	THEFT FROM MOTOR VEHICLE	333	368	5	5	0
23G	THEFT OF VEHICLE PARTS/ACCESSORIES	129	132	4	4	0
23H	ALL OTHER LARCENY	379	426	43	42	1
240	Theft- Motor Vehicle	113	116	21	18	3
250	Counterfeiting/Forgery	32	38	2	2	0
26A	False Pretenses/Swindle/Confidence Game	81	85	11	10	1
26B	Credit Card/Automatic Teller Fraud	74	82	1	1	0
26C	Impersonation	129	147	13	13	0
26F	IDENTITY THEFT	3	26	0	0	0
26G	HACKING/COMPUTER INVASION	2	4	0	0	0
270	Embezzlement	5	5	1	1	0
280	Receipt Of Stn Prop	73	79	28	26	2
290	Vandalism/Destruction/Damage Of Property	188	210	26	24	2
35A	Drug/Narcotic Violations	315	28	240	237	3
35B	Drug Equipment Violations (Paraphenalia)	304	21	150	150	0
36B	Rape - Statutory (Nonforcible Sex Offense)	6	7	1	0	1
370	Pornography/Obscene Material	15	4	2	2	0
520	Weapon Law Violations	96	11	71	67	4
720	ANIMAL CRUELTY	1	1	1	1	0
Totals		2950	2518	945	915	30

Group B Offenses						
Crime Code	Description	Offense	Related Victims	Arrest	Adult Arrest	Juv. Arrest
90B	Curfew/Loitering/Vagrancy Violation	1	0	0	0	0
90C	Disorderly Conduct	18	7	107	105	2
90D	Driving Under The Influence	17	1	156	155	1
90F	Family Offenses: Nonviolent	3	2	1	1	0
90G	Liquor Law Violations	1	0	5	4	1
90J	Trespass Of Real Property	22	18	40	40	0
90Z	All Other Offenses	200	52	133	122	11
999	Not Reportable	3	0	0	0	0
Totals				442	427	15

Group B Offenses only arrests are counted for DOJ



2023 NIBRS GROUP A

Crime Code	2023 Description	Offense	Related Victims	Arrest	Adult Arrest	Juv. Arrest
09A	Murder And Nonnegligent Manslaughter	2	2	1	1	0
100	Kidnapping/Abduction	37	41	7	6	1
11A	Rape	24	25	5	4	1
11B	Sodomy	10	11	0	0	0
11C	Sexual Assault With Object	7	6	0	0	0
11D	Fondling - Forcible	31	35	5	5	0
120	Robbery	70	102	42	35	7
13A	Assault - Aggravated	154	175	121	113	8
13B	Assault - Simple	632	677	357	342	15
13C	Intimidation	100	122	42	39	3
Grand Total		1067	1196	580	545	35

2024 NIBRS GROUP A

Crime Code	Description	Offense	Related Victims	Arrest	Adult Arrest	Juv. Arrest
09A	Murder And Nonnegligent Manslaughter	2	2	1	1	0
100	Kidnapping/Abduction	29	31	11	11	0
11A	Rape	30	31	3	3	0
11B	Sodomy	10	11	2	2	0
11D	Fondling - Forcible	41	40	6	6	0
120	Robbery	48	76	13	13	0
13A	Assault - Aggravated	173	216	103	86	17
13B	Assault - Simple	663	720	336	311	25
13C	Intimidation	97	122	58	55	3
Grand Total		1093	1249	533	488	45

NIBRS

2024 GROUP A OFFENSES- AGAINST PERSONS CRIMES




Crime Code	Description	Offense	Related Victims	Arrest	Adult Arrest	Juv. Arrest
200	Arson	13	13	9	5	4
210	Extortion Or Blackmail	12	12	0	0	0
220	Burglary/Breaking & Entering	218	252	30	21	9
240	Theft- Motor Vehicle	249	253	6	4	2
250	Counterfeiting/Forgery	71	72	12	12	0
270	Embezzlement	20	21	1	1	0
280	Receipt Of Stln Prop	115	143	39	39	0
290	Vandalism/Destruction/Damage Of Property	400	428	36	29	7
370	Pornography/Obscene Material	13	6	3	3	0
520	Weapon Law Violations	161	1	115	112	3
720	ANIMAL CRUELTY	8	1	2	2	0
23A	Pocket-Picking	4	4	0	0	0
23B	Purse Snatching	9	9	1	1	0
23C	Shoplifting	734	735	394	342	52
23D	THEFT FROM BUILDING	40	42	3	3	0
	THEFT FROM COIN-OPERATED					
23E	MACHINE/DEVICE	2	2	0	0	0
23F	THEFT FROM MOTOR VEHICLE	533	1198	18	18	0
23G	THEFT OF VEHICLE PARTS/ACCESSORIES	72	73	0	0	0
23H	ALL OTHER LARCENY	501	574	57	56	1
Grand Total		3175	3839	726	648	78

Significant less

Significant More

Comparison to 2023

NIBRS 2024 GROUP A OFFENSES- PROPERTY CRIMES



Crime Code	Description	Offense	Victims	Arrest	Arrest	Arrest
26A	False Pretenses/Swindle/Confidence Game	196	200	52	49	3
26B	Credit Card/Automatic Teller Fraud	161	176	4	4	0
26C	Impersonation	217	299	25	25	0
26F	IDENTITY THEFT	32	113	2	2	0
26G	HACKING/COMPUTER INVASION	7	9	0	0	0
35A	Drug/Narcotic Violations	616	3	238	237	1
35B	Drug Equipment Violations (Paraphenlia)	674	1	449	449	0
36B	Rape - Statutory (Nonforcible Sex Offense)	3	3	0	0	0
40A	Prostitution	6	0	5	5	0
40B	Assisting Or Promoting Prostitution	3	0	1	1	0
64A	HUMAN TRAFFICKING, COMMERCIAL SEX ACTS	1	1	2	2	0
Grand Total		1916	805	778	774	4

Significant less

Significant More

Comparison to 2023

NIBRS 2024 GROUP A OFFENSES- QUALITY OF LIFE



Crime Code	Description	Offense	Victims	Arrest	Arrest	Arrest
90B	Curfew/Loitering/Vagrancy Violations	1	1	1	1	0
90C	Disorderly Conduct	200	13	209	209	0
90D	Driving Under The Influence	229	10	236	236	0
90F	Family Offenses; Nonviolent	6	12	9	9	0
90G	Liquor Law Violations	11	0	12	12	0
90J	Trespass Of Real Property	43	30	48	48	0
90Z	All Other Offenses	247	91	309	283	26
Grand Total		737	157	824	798	26

Significant less

Significant More

Comparison to 2023

NIBRS 2023 GROUP B OFFENSES



CRIMES IN THE CITY OF CLOVIS

Crime Type	Calendar 2023	Calendar 2024	% Change
Assault - Aggravated	201	230	14.43%
Drug Equipment Violations (Paraphenlia)	623	674	8.19%
Shoplifting	427	722	69.09%
THEFT FROM MOTOR VEHICLE	420	507	20.71%
Trespass Of Real Property	129	155	20.16%
ALL OTHER LARCENY	778	518	-33.42%
Arson	25	12	-52.00%
Burglary/Breaking & Entering	291	203	-30.24%
Credit Card/Automatic Teller Fraud	244	150	-38.52%
Disorderly Conduct	395	318	-19.49%
Impersonation	325	212	-34.77%
Municipal Violations	319	243	-23.82%
Receipt Of StIn Prop	132	119	-9.85%
Theft- Motor Vehicle	258	234	-9.30%
THEFT OF VEHICLE PARTS/ACCESSORIES	137	70	-48.91%
Vandalism/Destruction/Damage Of Property	437	406	-7.09%

- The following page will show significant changes: red is significant increase and yellow is a significant decrease
- - The following numbers are for charge case counts and are different from NIBRS Records



Row Labels	Calendar 2023	Calendar 2024
	3	2
Felony (Adult)	1026	880
Infraction	172	111
Juvenile Court	138	197
Misdemeanor (Adult)	3217	2902
Outside Agency Warrant	1120	832
Released (PC 849b)	47	56
Grand Total	4490	4026

ARRESTS

- A decrease of 10.33% in arrests from 2023. Felony arrests decreased by 14.23%.
- Juvenile court increased by 42% from 2023.



PROBATION IN CLOVIS

- **CLOVIS HAS ON AVERAGE:**
 - 32 subjects on AB109 probation
 - 274 subjects on active felony probation
 - 60 on pre-trial probation





CLOVIS POLICE DEPARTMENT

CRIME ANALYSIS UNIT

1233 5TH STREET, CLOVIS CA 93612

- Report prepared by:
- Calli Biaggi
- Callib@cityofclovis.com