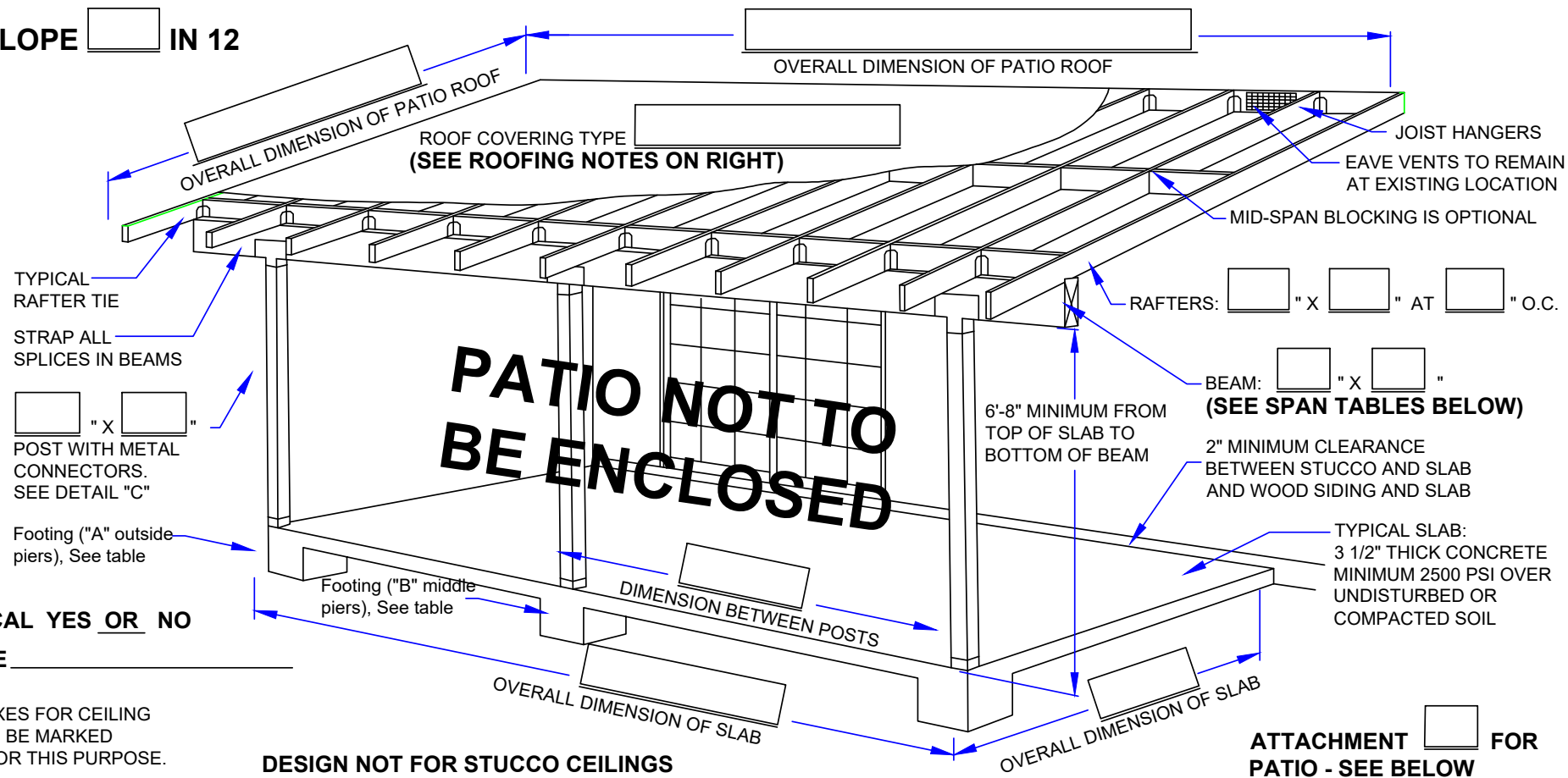


ROOF SLOPE  IN 12



ELECTRICAL YES OR NO DESCRIBE \_\_\_\_\_

NOTE: OUTLET BOXES FOR CEILING FANS SHALL BE MARKED SUITABLE FOR THIS PURPOSE.

DESIGN NOT FOR STUCCO CEILINGS

BEAM SPAN TABLE	
DISTANCE BETWEEN POST CENTERS:	MINIMUM BEAM DIMENSIONS:
4'	4" X 4"
6'	4" X 6"
8'	4" X 8"
10'	4" X 10"
12'	4" X 12"

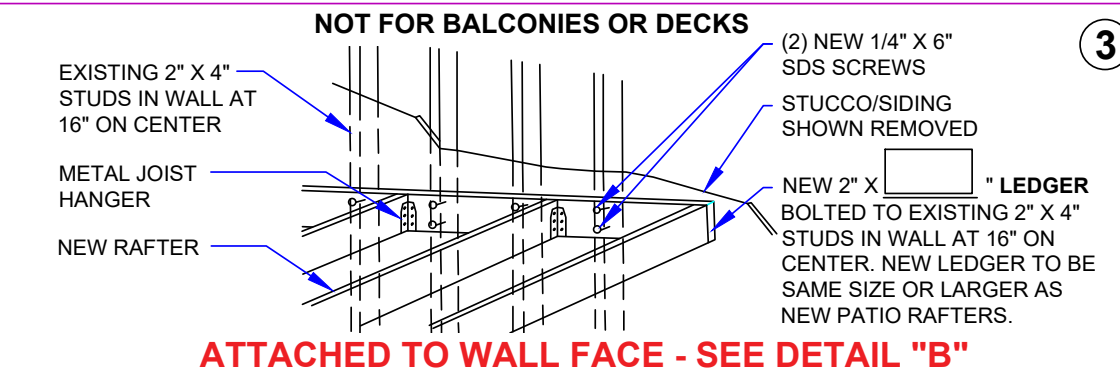
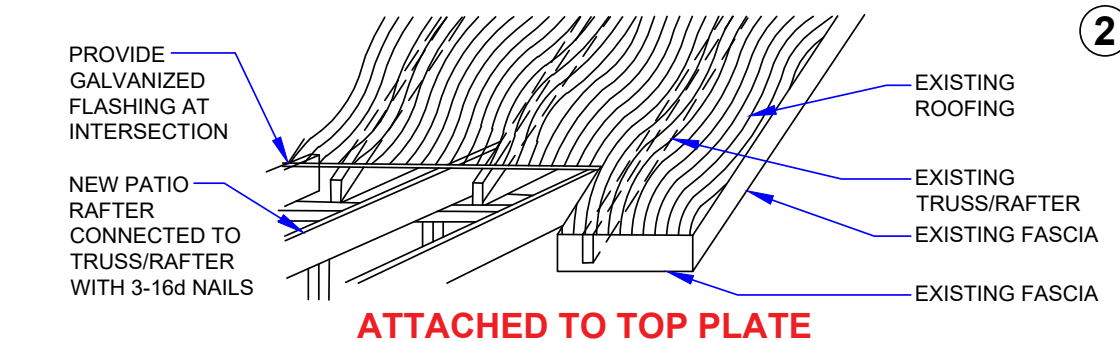
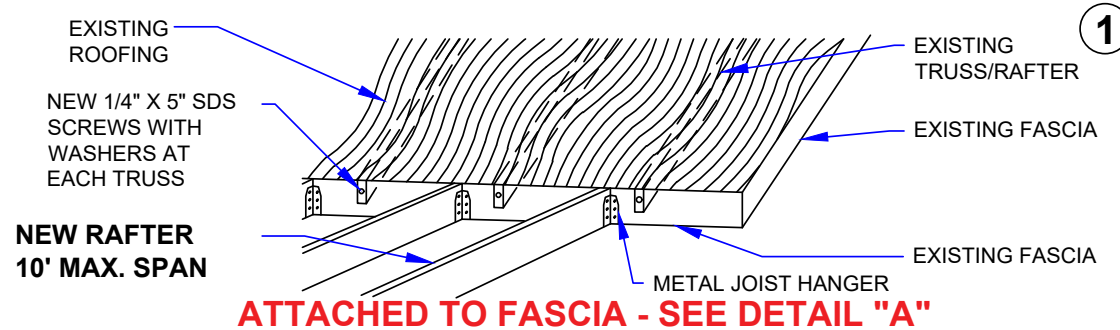
RAFTER SPAN TABLE/FOR ROOF LOADS ONLY			
LUMBER SIZE	SPACING ON CENTER	MAX. SPAN DOUG. FIR #1	MAX. SPAN DOUG. FIR #2
2" X 6"	12"	17' - 4"	16' - 10"
	16"	15' - 4"	14' - 7"
2" X 8"	12"	22' - 5"	21' - 4"
	16"	19' - 5"	18' - 5"
2" X 10"	16"	23' - 9"	22' - 6"
	24"	19' - 5"	18' - 5"

Rafter design loads are 10 PSF. live load and 10 PSF. dead load. California Residential Code Appendix H Patio Covers. AH105.1 Design Load, The Design load of 10 pounds per square foot live load is approved.

AH101.2 Permitted uses. Patio covers detached from or attached to dwelling units shall be used only for recreational, outdoor living purposes, and not as a carport, garage, storage rooms or habitable space.

PATIO COVERS SHALL NOT BE ENCLOSED, UNLESS THE STRUCTURE IS MODIFIED TO MEET THE 20PSF LIVE LOAD. A PERMIT FOR THE MODIFICATION WILL BE REQUIRED.

If the roof design loads are going to be 20 PSF. Live load, a application shall be filled out and submitted with a complete plan set for a non-standard building permit.



**ROOFING NOTES:**

- BUILT-UP TYPES INSTALLED PER MANUFACTURES INSTRUCTIONS:
  - 2 LAYER - 15LB UNDERLAYMENT
  - 1 LAYER - 60LB CAP SHEET MOPPED (ROOFING PLYS) 90LB MINERAL SURFACED
- TORCH DOWN ROOF SYSTEM PER MANUFACTURES SPECIFICATIONS.
- METAL OR TRANSLUCENT PANELS PER MANUFACTURES. SPECIFICATIONS. SLOPE AND CONNECTION PER MANUFACTURES SPECIFICATIONS.
- ASPHALT SHINGLES WITH 1 LAYER - 15LB UNDERLAYMENT SHALL HAVE 4:12 AND GREATER SLOPE. FOR SLOPES 2:12 AND UNDER 4:12 ASPHALT SHINGLES ARE SELF SEALING WITH 2 LAYERS OF 15LB UNDERLAYMENT APPLIED SHINGLE FASHION PER MANUFACTURES. SPECIFICATIONS.
- CONCRETE TILE ARE NOT ALLOWED ON A 10 PSF. DEAD LOAD ROOF SYSTEM.
- LEDGER BOARD SHALL NOT BE PLACED OVER THE TOP OF STUCCO SYSTEMS THAT USE FOAM IN THEIR ASSEMBLY.

**GENERAL NOTES:**

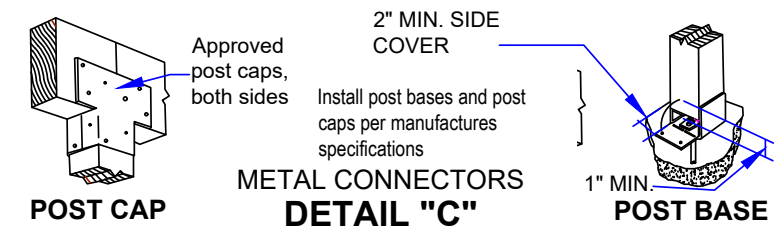
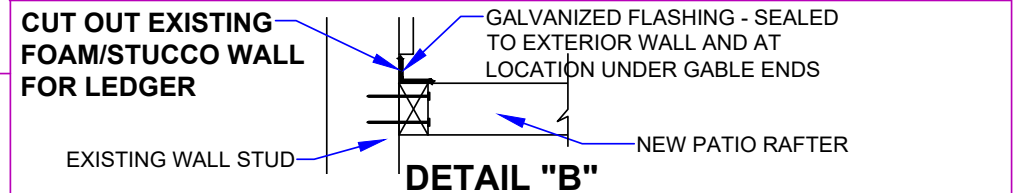
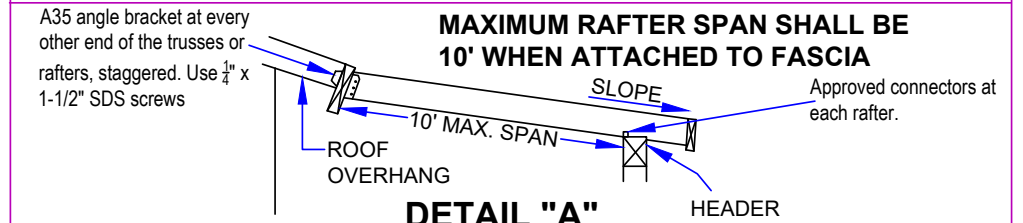
- MATERIALS TO BE #2 DOUGLAS FIR MINIMUM.
- ALL EXPOSED METAL (HANGERS, NAILS, ETC.) TO BE GALVANIZED.
- CONCRETE FOOTINGS REQUIRED, SEE TABLE BELOW.
- ROOF SHEATHING 1/2" CDX OR 7/16" OSB MINIMUM - NAILING: 8d-6" O.C. EDGES AND 6" O.C.
- FIELD EXPOSED ELECTRICAL SHALL BE INSTALLED IN APPROVED CONDUITS/ASSEMBLIES
- RAFTERS SHALL HAVE A MINIMUM OF 1-1/2" OF BEARING

**PLAN SUBMITTAL INFORMATION:**

- PROVIDE 1 COPY OF ALL DRAWINGS, OR DIGITAL SUBMITTAL.
- SETBACKS SHALL MEET RESIDENTIAL ZONE REQUIREMENTS.
- TO MEET MINIMUM BUILDING CODE REQUIREMENTS. COMPLETELY FILL IN ALL BOXES AND SELECT ATTACHMENT METHOD.

**INSPECTION ORDER:**

- FOUNDATION
- ROOF SHEATHING (BEFORE COVERING ROOF).
- ROUGH FRAMING, ROUGH ELECTRIC WHEN APPLICABLE.
- LATH (FOR STUCCO) (POST OR BEAM ONLY) IF APPLICABLE.
- BUILDING FINAL - ALL EXTERIOR WOOD TO BE PRIMED/SEALED.



FOUNDATION SIZE TABLE	
PIER TYPE:	SIZE OF PIER
A	12" X 12" X 12" BELOW GRADE
B	18" X 18" X 12" BELOW GRADE

LEDGER BOARD SHALL NOT BE PLACED OVER THE TOP OF STUCCO SYSTEMS THAT USE FOAM IN THEIR ASSEMBLY.

PATIO GUIDELINE SHEET NOT TO SCALE

PERMIT NUMBER

ALL WORK SHALL COMPLY WITH APPLICABLE CODES

NAME: ADDRESS: PHONE:

Revision Date: 03/20/2025 By Jesse D. Newton