

# MONTHLY REPORTS

In addition to annual financial statements, boards normally receive unaudited financial statements monthly upon completion. They are often generated by the association's management company and may be prepared using cash or modified accrual accounting. This packet includes the following records: Balance Sheet, Reserve Summary, Income Statements, Budget Comparison (YTD), Cash Flow, General Ledgers Report and Bank Reconciliations Reports.

## Blackhorse Estates

### Q-2

### Oct - Dec 2022

### Prepared & Provided By



p 559.221.3170  
f 559.225.3174  
331 W. Shields Ave.  
Fresno, CA 93705  
[www.regencyfresno.com](http://www.regencyfresno.com)  
CA BRE Corporation #01074711

Management Disclosure: The notes on the monthly report are intended to help clarify or point out notable items. The notes are a supplement and should not be relied upon to show the complete financial picture of the association. Board members are obligated to review their association's financial records monthly. Please see Civil Code &5500 and &5501 for more information.

## **December 2022**

<b>Report Title</b>	<b>Page #</b>
* Balance Sheet	1
* Bank Statement	2 - 14
* Renaissance Financials	15 - 65
* Country View Financials	66 - 112

# Balance Sheet

Properties: Country View - (81) Blackhorse ,Renaissance - (45) Blackhorse  
As of 12/31/22 (cash basis)

## ASSETS

Bank

77619 Blackhorse Estates III -FFB

807.30

Total Bank

807.30

## TOTAL ASSETS

807.30

## LIABILITIES & EQUITY

### Liabilities

Other Current Liability

2003 Owner Contributions

171,215.94

Total Other Current Liability

171,215.94

### Total Liabilities

171,215.94

### Equity

3000 Net Income

-33,659.84

3001 Retained Earnings

-153,796.94

3042 Blackstone Crossroads LLC Draws

17,048.14

### Total Equity

-170,408.64

## TOTAL LIABILITIES & EQUITY

807.30

# Bank Reconciliation Report

Blackhorse Estates III-FFB

Reconciled on: 10/31/22

## Deposits

Date	Ref #	Details	Amount
10/05/22	D144374	Bank Deposit: ePay Provider Deposit: Blackhorse Estates III-FFB	40.00
10/19/22	D145246	Bank Deposit: ePay Provider Deposit: Blackhorse Estates III-FFB	40.00
			<b>80.00</b>

## Payments

Date	Ref #	Details	Amount
09/27/22	526	City of Clovis	955.09
09/27/22	527	City of Clovis	230.45
10/05/22	ACH	American Express Credit Card	111.04
10/13/22	528	PG&E	79.29
10/19/22	529	Regency Property	115.60
			<b>1,491.47</b>

## Summary

Beginning Balance:	1,636.40
+ Selected Deposits (2)	80.00
- Selected Payments (5)	1,491.47
Ending Balance:	224.93
Goal:	224.93
Difference:	0.00

Reconciled Balance	224.93
+ Uncleared Deposits	0.00
- Outstanding Checks	0.00
Register Balance	224.93





**Fresno  
First** BANK

FresnoFirstBank.com  
559.439.0200

7690 N Palm Ave  
Fresno, CA 93711

FINANCIAL SERVICES STATEMENT



WA FUNDING INC  
DBA REGENCY PROPERTY MANAGEMENT  
ITF BLACKHORSE ESTATES III ASSESSMENT  
DISTICT  
331 W SHIELDS AVE  
FRESNO CA 93705



Statement Date: 10/31/2022

Account No.: \*\*\*\*\*7619 Page: 1

**ANALYZED BUSINESS CHECKING SUMMARY**

Type: \*\*REG Status: Active

Category	Number	Amount
Balance Forward From 09/30/22		1,636.40
Debits	4	1,380.43
Automatic Withdrawals	1	111.04
Automatic Deposits	2	80.00+
Ending Balance On 10/31/22		224.93
Average Balance (Ledger)	546.05 +	

**ALL CREDIT ACTIVITY**

Date	Description	Amount
10/05/22	PAYLEASE.COM CREDIT	40.00
10/19/22	PAYLEASE.COM CREDIT	40.00

**ELECTRONIC DEBITS**

Date	Description	Amount
10/05/22	AMEX - RENAISSANCE-INTERNET TRANSFER FROM CHK 7619 TO CHK 4453 5309265	111.04

**CHECKS AND OTHER DEBITS**

\* indicates a gap in the check numbers

Date	Check #	Amount	Date	Check #	Amount	Date	Check #	Amount
10/07/22	526	955.09	10/19/22	528	79.29			
10/06/22	527	230.45	10/19/22	529	115.60			

**DAILY BALANCE SUMMARY**

Beginning Ledger Balance on 09/30/22 was 1,636.40

Date	Balance	Date	Balance	Date	Balance
10/05/22	1,565.36	10/07/22	379.82		
10/06/22	1,334.91	10/19/22	224.93		

Continued

1/3810/1



**Fresno  
First** BANK

FresnoFirstBank.com  
559.439.0200

7690 N Palm Ave  
Fresno, CA 93711

**FINANCIAL SERVICES STATEMENT**



Statement Date: **10/31/2022**

Account No.: \*\*\*\*\*7619 Page: 2

**This Statement Cycle Reflects 31 Days**

**IMPORTANT MESSAGE!!! FOR SECURITY PURPOSES, YOUR FULL  
ACCOUNT NUMBER WILL NOW BE MASKED ON YOUR MONTHLY BANK  
STATEMENTS. YOU WILL STILL HAVE FULL VISIBILITY WITHIN  
ONLINE BANKING.**

**Direct Inquiries About Electronic Entries To:  
Phone: (559) 439-0200**

**Continued**

**1/3810/2**



Bank : 667  
Images : 4  
Page : 3

## IMAGE STATEMENT

WA Funding II  
Standard Estates III  
551 W 4th Ave  
Ft Worth, CA 55109

955 02

551 W 4th Ave  
Ft Worth, Texas 76102  
Phone: CA 551 11

09/27/2006

955.09\*\*\*\*

CITY OF CLOYVIS :

NINE HUNDRED FIFTY FIVE DOLLARS AND 09/108 \*\*\*\*\*

CITY OF CLOYVIS  
10335th St  
Cloyvis, CA 90912

Imprest#0902103377 FAD KAS 1-2

Beal Hawice

V525M, M12144444M, 100977514M

AM: 955.09 CK: 526 DT: 10/07 SQ: 80400030 Paid

WA Funding Int  
 Blackstone Estates III  
 331 W. Exline Ave  
 Fresno, CA 93728

Fresno Fed Bldg  
 1400 W. Fifth Ave #21  
 Fresno, CA 93711

5227  
 09/27/2002

230.45

CITY OF CLOVIS  
 TWO HUNDRED THIRTY DOLLARS AND 45/100

CITY OF CLOVIS  
 P.O. Box 2001  
 Clovis, CA 93513-2001

415-422852-01 # 42424, 445-247738 01 # 15161448

*Bond Heeler*

#5227# #12414444# 100077614#

AM: 230.45 CK: 527 DT: 10/06 SQ: 80002460 Paid

[illegible]

AM: 79.29 CK: 528 DT: 10/19 SQ: 80100600 Paid

WA F andling 1st  
Blackhawk Estates III  
331 W. Shields Ave  
Fresno, CA 93705

From First Bid  
1000 W. Park Ave #111  
Fresno, CA 93711

5229

10/19/2022

REGENCY PROPERTY

115.60\*\*\*\*

ONE HUNDRED FIFTEEN DOLLARS AND 60/100

REGENCY PROPERTY  
331 W. Shields Ave  
Fresno, CA 93705

*Beach Handled*

10/19/2022 10:10:00 AM

1000775149

AM: 115.60 CK: 529 DT: 10/19 SQ: 70501450 Paid



# Bank Reconciliation Report

Blackhorse Estates III-FFB

Reconciled on: 11/30/22

## Deposits

Date	Ref #	Details	Amount
11/10/22	D146556	Bank Deposit: ePay Provider Deposit: Blackhorse Estates III-FFB	80.00
11/10/22	D146589	Bank Deposit	17,048.14
			<b>17,128.14</b>

## Payments

Date	Ref #	Details	Amount
11/09/22	ACH	American Express Credit Card	109.31
11/09/22	530	PG&E	17.27
11/14/22	AV34	BrightView Landscape Service Inc.	548.46
11/14/22	AV35	BrightView Landscape Service Inc.	483.50
11/14/22	AV36	Guardian Western Sweeping, INC	97.24
11/14/22	AV37	Guardian Western Sweeping, INC	160.16
11/14/22	AV38	BrightView Landscape Service Inc.	483.50
11/14/22	AV39	BrightView Landscape Service Inc.	548.46
11/14/22	AV40	BrightView Landscape Service Inc.	275.00
11/14/22	AV41	BEAM & Company, Inc.	272.50
11/14/22	AV42	BrightView Landscape Service Inc.	336.00
11/14/22	AV43	BEAM & Company, Inc.	322.60
11/14/22	AV44	Guardian Western Sweeping, INC	97.24
11/14/22	AV45	Expert Gate Repair	140.00
11/16/22	531	Regency Property	19.40
11/22/22	533	City of Clovis	83.50
11/22/22	534	City of Clovis	156.82
11/29/22	ACH	State Farm Payment Processing Center	642.99
11/29/22	AV46	Wild Electric Inc.	581.79
11/29/22	AV47	Expert Gate Repair	140.00
			<b>5,515.74</b>

## Outstanding Payments

Date	Ref #	Details	Amount
11/22/22	ACH	American Express Credit Card	108.41
11/22/22	532	City of Clovis	2,958.54
			<b>3,066.95</b>

## Summary

Beginning Balance:	224.93
+ Selected Deposits (2)	17,128.14
- Selected Payments (20)	5,515.74
Ending Balance:	11,837.33
Goal:	11,837.33
Difference:	0.00

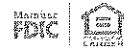
Reconciled Balance	11,837.33
+ Uncleared Deposits	0.00
- Outstanding Checks	3,066.95
Register Balance	8,770.38



FresnoFirstBank.com  
559.439.0200

7690 N Palm Ave  
Fresno, CA 93711

FINANCIAL SERVICES STATEMENT



WA FUNDING INC  
DBA REGENCY PROPERTY MANAGEMENT  
ITF BLACKHORSE ESTATES III ASSESSMENT  
DISTRICT  
331 W SHIELDS AVE  
FRESNO CA 93705



Statement Date: 11/30/2022

Account No.: \*\*\*\*\*7619 Page: 1

**ANALYZED BUSINESS CHECKING SUMMARY**

Type: \*\*REG Status: Active

Category	Number	Amount
Balance Forward From 10/31/22		224.93
Debits	4	276.99
Automatic Withdrawals	16	5,238.75
Automatic Deposits	2	17,128.14+
Ending Balance On 11/30/22		11,837.33
Average Balance (Ledger)	7,900.49+	

**ALL CREDIT ACTIVITY**

Date	Description	Amount
11/10/22	PAYLEASE.COM CREDIT	80.00
11/14/22	CLOVIS UTIL BILL AP EFT	17,048.14

**ELECTRONIC DEBITS**

Date	Description	Amount
11/09/22	BLACKHORSE-INTERNET TRANSFER FROM CHK 7619 TO CHK 4453 4364892	109.31
11/16/22	AVIDPAY SERVICE AVIDPAY REF CK AV44 221114 Guardian Western Sweeping INC10037382949447465 100373829	97.24
11/16/22	AVIDPAY SERVICE AVIDPAY REF CK AV36 221114 Guardian Western Sweeping INC10037383249447466 100373832	97.24
11/16/22	AVIDPAY SERVICE AVIDPAY REF CK AV45 221114 Expert Gate Repair 100373836 49447467100373836	140.00
11/16/22	AVIDPAY SERVICE AVIDPAY REF CK AV37 221114 Guardian Western Sweeping INC10037382649447464 100373826	160.16
11/16/22	AVIDPAY SERVICE AVIDPAY REF CK AV41 221114 BEAM Company Inc 100373835 49408844100373835	272.50
11/16/22	AVIDPAY SERVICE AVIDPAY REF CK AV40 221114 BrightView Landscape Service Inc100373831 49408841 100373831	275.00
11/16/22	AVIDPAY SERVICE AVIDPAY REF CK AV43 221114 BEAM Company Inc 100373833 49408842100373833	322.60
11/16/22	AVIDPAY SERVICE AVIDPAY REF CK AV42 221114 BrightView Landscape Service Inc100373828 49408839 100373828	336.00
11/16/22	AVIDPAY SERVICE AVIDPAY REF CK AV38 221114 BrightView Landscape Service Inc100373830 49408840 100373830	483.50
11/16/22	AVIDPAY SERVICE AVIDPAY REF CK AV35 221114 BrightView Landscape Service Inc100373827 49408838 100373827	483.50
11/16/22	AVIDPAY SERVICE AVIDPAY REF CK AV39 221114 BrightView Landscape Service Inc100373834 49408843 100373834	548.46
11/16/22	AVIDPAY SERVICE AVIDPAY REF CK AV34 221114 BrightView Landscape Service Inc100373825 49408837 100373825	548.46

Continued

1/3730/1

Statement Date: 11/30/2022

Account No.: \*\*\*\*\*7619 Page: 2

**ELECTRONIC DEBITS (cont.)**

Date	Description	Amount
11/30/22	AVIDPAY SERVICE AVIDPAY REF CK AV47 221129 Expert Gate Repair 101389244 50341731101389244	140.00
11/30/22	AVIDPAY SERVICE AVIDPAY REF CK AV46 221129 Wild Electric Inc 101389243 50341730101389243	581.79
11/30/22	STATE FARM RO 08 CPC-CLIENT	642.99

**CHECKS AND OTHER DEBITS**

\* indicates a gap in the check numbers

Date	Check #	Amount	Date	Check #	Amount	Date	Check #	Amount
11/16/22	530	17.27	11/29/22	533*	83.50			
11/18/22	531	19.40	11/29/22	534	156.82			

**DAILY BALANCE SUMMARY**

Beginning Ledger Balance on 10/31/22 was 224.93

Date	Balance	Date	Balance	Date	Balance
11/09/22	115.62	11/16/22	13,461.83	11/30/22	11,837.33
11/10/22	195.62	11/18/22	13,442.43		
11/14/22	17,243.76	11/29/22	13,202.11		

This Statement Cycle Reflects 30 Days

IMPORTANT MESSAGE!!! FOR SECURITY PURPOSES, YOUR FULL ACCOUNT NUMBER WILL NOW BE MASKED ON YOUR MONTHLY BANK STATEMENTS. YOU WILL STILL HAVE FULL VISIBILITY WITHIN ONLINE BANKING.



FresnoFirstBank.com  
559.439.0200

7690 N Palm Ave  
Fresno, CA 93711

FINANCIAL SERVICES STATEMENT



Statement Date: 11/30/2022

Account No.: \*\*\*\*\*7619 Page: 3

Direct Inquiries About Electronic Entries To:  
Phone: (559) 439-0200



**Fresno**  
**First** BANK

WA FUNDING INC  
Account No. : \*\*\*\*\*7619  
Stmt. Date : 11/30/2022

Bank : 667  
Images : 4  
Page : 4

## IMAGE STATEMENT

WARNING: THIS DOCUMENT HAS SECURITY FEATURES ON THE PAPER

WA Funding Inc  
Blackhorse Estates III  
231 W Shields Ave  
Fresno, CA 93705

530  
11/09/2022  
17.27\*\*\*\*

PG&E  
SEVENTEEN DOLLARS AND 27/100 \*\*\*\*\*

PG&E  
Box 697200  
Sacramento, CA 95899-7200  
3077477561 5434 Mch/2008

*Paul Hurdle*

⑈530⑈ ⑈121144145⑈ ⑈00077619⑈

AM: 17.27 CK: 530 DT: 11/16 SQ: 80101220 Paid

WARNING: THIS DOCUMENT HAS SECURITY FEATURES ON THE PAPER

WA Funding Inc  
Blackhorse Estates III  
231 W Shields Ave  
Fresno, CA 93705

531  
11/18/2022  
19.40\*\*\*\*

REGENCY PROPERTY  
NINETEEN DOLLARS AND 40/100 \*\*\*\*\*

REGENCY PROPERTY  
231 W Shields Ave  
Fresno, CA 93705  
INVOICE DUPLICATES COPIES AND POSTAGE

*Paul Hurdle*

⑈531⑈ ⑈121144145⑈ ⑈00077619⑈

AM: 19.40 CK: 531 DT: 11/18 SQ: 71101230 Paid

WA Funding Inc  
Blackhorse Estates III  
231 W Shields Ave  
Fresno, CA 93705

533  
11/22/2022  
83.50\*\*\*\*

CITY OF CLOVIS  
EIGHTY THREE DOLLARS AND 50/100 \*\*\*\*\*

CITY OF CLOVIS  
P.O. Box 3007  
Clovis, CA 93313-3007  
433-542233 5434 Mch/2008

*Paul Hurdle*

⑈533⑈ ⑈121144145⑈ ⑈00077619⑈

AM: 83.50 CK: 533 DT: 11/29 SQ: 80900870 Paid

WA Funding Inc  
Blackhorse Estates III  
231 W Shields Ave  
Fresno, CA 93705

534  
11/22/2022  
156.82\*\*\*\*

CITY OF CLOVIS  
ONE HUNDRED FIFTY SIX DOLLARS AND 82/100 \*\*\*\*\*

CITY OF CLOVIS  
P.O. Box 3007  
Clovis, CA 93313-3007  
433-542233 5434 Mch/2008

*Paul Hurdle*

⑈534⑈ ⑈121144145⑈ ⑈00077619⑈

AM: 156.82 CK: 534 DT: 11/29 SQ: 80900880 Paid





# Bank Reconciliation Report

Blackhorse Estates III -FFB

Reconciled on: 12/31/22

## Payments

Date	Ref #	Details	Amount
11/22/22	ACH	American Express Credit Card	108.41
11/22/22	532	City of Clovis	2,958.54
12/06/22	AV48	BrightView Landscape Service Inc.	80.00
12/06/22	AV49	BrightView Landscape Service Inc.	548.46
12/06/22	AV50	BrightView Landscape Service Inc.	483.50
12/06/22	AV51	BEAM & Company, Inc.	272.50
12/15/22	537	Regency Property	5,700.00
12/16/22	AV52	Guardian Western Sweeping, INC	97.24
12/16/22	AV53	Guardian Western Sweeping, INC	160.16
12/16/22	536	PG&E	14.98
12/29/22	AV54	Expert Gate Repair	140.00
			<b>10,563.79</b>

## Outstanding Payments

Date	Ref #	Details	Amount
12/06/22	535	BEAM Construction & Management	322.60
12/30/22	ACH	American Express Credit Card	143.64
			<b>466.24</b>

## Summary

Beginning Balance:	11,837.33
+ Selected Deposits (0)	0.00
- Selected Payments (11)	10,563.79
Ending Balance:	1,273.54
Goal:	1,273.54
Difference:	0.00

Reconciled Balance	1,273.54
+ Uncleared Deposits	0.00
- Outstanding Checks	466.24
Register Balance	807.30

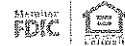




FresnoFirstBank.com  
559.439.0200

7690 N Palm Ave  
Fresno, CA 93711

FINANCIAL SERVICES STATEMENT



WA FUNDING INC  
DBA REGENCY PROPERTY MANAGEMENT  
ITF BLACKHORSE ESTATES III ASSESSMENT  
DISTRICT  
331 W SHIELDS AVE  
FRESNO CA 93705



Statement Date: 12/30/2022

Account No.: \*\*\*\*\*7619 Page: 1

**ANALYZED BUSINESS CHECKING SUMMARY**

Type: \*\*REG Status: Active

Category	Number	Amount
Balance Forward From 11/30/22		11,837.33
Debits	3	8,673.52
Automatic Withdrawals	8	1,890.27
Ending Balance On 12/30/22		1,273.54
Average Balance (Ledger)	5,870.48+	

**PRIVACY NOTICE**

Federal law requires us to tell you how we collect, share, and protect your personal information. Our privacy policy has not changed and you may review our policy and practices with respect to your personal information at <http://www.fresnofirstbank.com> or we will mail you a free copy upon request if you call us at 559-439-0200

**ELECTRONIC DEBITS**

Date	Description	Amount
12/01/22	RENAISSANCE-INTERNET TRANSFER FROM CHK 7619 TO CHK 4453 1642077	108.41
12/07/22	AVIDPAY SERVICE AVIDPAY REF CK AV48 221206 BrightView Landscape Service Inc101894843 50822564 101894843	80.00
12/07/22	AVIDPAY SERVICE AVIDPAY REF CK AV51 221206 BEAM Company Inc 101894846 50822567101894846	272.50
12/07/22	AVIDPAY SERVICE AVIDPAY REF CK AV50 221206 BrightView Landscape Service Inc101894842 50822563 101894842	483.50
12/07/22	AVIDPAY SERVICE AVIDPAY REF CK AV49 221206 BrightView Landscape Service Inc101894845 50822566 101894845	548.46
12/20/22	AVIDPAY SERVICE AVIDPAY REF CK AV52 221216 Guardian Western Sweeping INC10290995251846491 102909952	97.24
12/20/22	AVIDPAY SERVICE AVIDPAY REF CK AV53 221216 Guardian Western Sweeping INC10290994451846486 102909944	160.16
12/30/22	AVIDPAY SERVICE AVIDPAY REF CK AV54 221229 Expert Gate Repair 103710786 52708303103710786	140.00

Continued

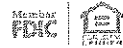
1/3711/1



FresnoFirstBank.com  
559.439.0200

7690 N Palm Ave  
Fresno, CA 93711

FINANCIAL SERVICES STATEMENT



Statement Date: 12/30/2022

Account No.: \*\*\*\*\*7619 Page: 2

**CHECKS AND OTHER DEBITS**

\* indicates a gap in the check numbers

Date	Check #	Amount	Date	Check #	Amount	Date	Check #	Amount
12/07/22	532	2,958.54	12/21/22	536*	14.98	12/19/22	537	5,700.00

**DAILY BALANCE SUMMARY**

Beginning Ledger Balance on 11/30/22 was 11,837.33

Date	Balance	Date	Balance	Date	Balance
12/01/22	11,728.92	12/19/22	1,685.92	12/21/22	1,413.54
12/07/22	7,385.92	12/20/22	1,428.52	12/30/22	1,273.54

**This Statement Cycle Reflects 30 Days**

IMPORTANT MESSAGE!!! FOR SECURITY PURPOSES, YOUR FULL ACCOUNT NUMBER WILL NOW BE MASKED ON YOUR MONTHLY BANK STATEMENTS. YOU WILL STILL HAVE FULL VISIBILITY WITHIN ONLINE BANKING.

**Direct Inquiries About Electronic Entries To:**  
Phone: (559) 439-0200

Continued

1/3711/2



**Fresno  
First** BANK

WA FUNDING INC  
Account No. : \*\*\*\*\*7619  
Stmt. Date : 12/30/2022

Bank : 667  
Images : 3  
Page : 3

## IMAGE STATEMENT

WA Funding Inc Blackhorse Estates III 331 W Shields Ave Fresno, CA 93705	Fresno First Bank 331 W Shields Ave Fresno, CA 93705	532 11/22/2022
CITY OF CLOVIS		2,958.54**
TWO THOUSAND NINE HUNDRED FIFTY EIGHT DOLLARS AND 54/100 *****		
CITY OF CLOVIS P.O. Box 3007 Clovis, CA 93213-3007 Attn: 01012 / Street Light Billing		
AMOUNT PAID *****532* 41211441454* 1000776174*		

AM: 2,958.54 CK: 532 DT: 12/07 SQ: 80600150 Paid

WA Funding Inc Blackhorse Estates III 331 W Shields Ave Fresno, CA 93705	Fresno First Bank 331 W Shields Ave Fresno, CA 93705	536 12/18/2022
FOSE		14.98****
FOURTEEN DOLLARS AND 08/100 *****		
FOSE Box 697302 Bakersfield, CA 93309-7302 SEPTEMBER 2 / 243 H. W. H. H. H.		
AMOUNT PAID *****536* 41211441454* 10002970174*		

AM: 14.98 CK: 536 DT: 12/21 SQ: 80002970 Paid

WA Funding Inc Blackhorse Estates III 331 W Shields Ave Fresno, CA 93705	Fresno First Bank 331 W Shields Ave Fresno, CA 93705	537 12/15/2022
REGENCY PROPERTY		5,700.00**
FIVE THOUSAND SEVEN HUNDRED DOLLARS AND 00/100 *****		
REGENCY PROPERTY 331 W Shields Ave Fresno, CA 93705 Management fees for multiple properties		
AMOUNT PAID *****537* 41211441454* 1000776174*		

AM: 5,700.00 CK: 537 DT: 12/19 SQ: 70102420 Paid



## December 2022

<b>Report Title</b>	<b>Page #</b>
* Balance Sheet	1
* Profit & Loss Statement	2 - 3
* Budget Comparison	4
* Cash Flow	5
* General Ledger	6 - 7
* All Receipts Deposited	8
* Aged Payables	9
* Check/Deposit Listing	10
* Transaction Documents	11 - 50

# Balance Sheet

Property: Renaissance - (45) Blackhorse  
As of 12/31/22 (cash basis)

## ASSETS

Bank	
77619 Blackhorse Estates III -FFB	1,715.88
Total Bank	1,715.88
<b>TOTAL ASSETS</b>	<b>1,715.88</b>

## LIABILITIES & EQUITY

### Liabilities

Other Current Liability	
2003 Owner Contributions	79,625.69
Total Other Current Liability	79,625.69
<b>Total Liabilities</b>	<b>79,625.69</b>

### Equity

3000 Net Income	-13,069.78
3001 Retained Earnings	-71,793.46
3042 Blackstone Crossroads LLC Draws	6,953.43
Total Equity	-77,909.81

<b>TOTAL LIABILITIES &amp; EQUITY</b>	<b>1,715.88</b>
---------------------------------------	-----------------


# Profit & Loss 12 Month Recap

Property: Renaissance - (45) Blackhorse  
Monthly recap 07/01/22 - 12/31/22 (cash basis)

	JUL 22	AUG 22	SEP 22	OCT 22	NOV 22	DEC 22	TOTAL
<b>INCOME</b>							
4406 Keys & Transmitters	0.00	0.00	0.00	40.00	80.00	0.00	120.00
<b>TOTAL INCOME</b>	<b>0.00</b>	<b>0.00</b>	<b>0.00</b>	<b>40.00</b>	<b>80.00</b>	<b>0.00</b>	<b>120.00</b>
<b>EXPENSE</b>							
60004 Bank Fees	10.00	-21.39	0.00	0.00	0.00	0.00	-11.39
61200 City Administration Costs	0.00	17.84	41.44	152.33	6.92	0.00	218.53
62600 Miscellaneous/Contingency Repairs	0.00	0.00	5.79	0.00	0.00	0.00	5.79
62100 Electronic Gate Maintenance	0.00	0.00	0.00	0.00	280.00	0.00	280.00
64000 Landscape Maintenance	476.98	967.00	0.00	0.00	967.00	483.50	2,894.48
61900 Telephone	364.59	0.00	93.89	0.00	217.72	108.03	784.23
62150 Street Sweep Service	97.24	97.24	0.00	0.00	194.48	97.24	486.20
63100 Water, Sewer	74.25	0.00	154.00	0.00	1,213.44	0.00	1,441.69
63000 Electrical Power for Gate and Streetlight	253.85	7.22	358.85	18.80	17.27	14.98	670.97
65000 District Administrator	2,235.00	745.00	745.00	0.00	0.00	2,235.00	5,960.00
65100 Insurance	0.00	229.64	0.00	0.00	229.64	0.00	459.28
<b>TOTAL EXPENSE</b>	<b>3,511.91</b>	<b>2,042.55</b>	<b>1,398.97</b>	<b>171.13</b>	<b>3,126.47</b>	<b>2,938.75</b>	<b>13,189.78</b>
<b>NET INCOME</b>	<b>-3,511.91</b>	<b>-2,042.55</b>	<b>-1,398.97</b>	<b>-131.13</b>	<b>-3,046.47</b>	<b>-2,938.75</b>	<b>-13,069.78</b>

# NET INCOME SUMMARY

	JUL 22	AUG 22	SEP 22	OCT 22	NOV 22	DEC 22	TOTAL
Income	0.00	0.00	0.00	40.00	80.00	0.00	120.00
Expense	-3,511.91	-2,042.55	-1,398.97	-171.13	-3,126.47	-2,938.75	-13,189.78
NET INCOME	-3,511.91	-2,042.55	-1,398.97	-131.13	-3,046.47	-2,938.75	-13,069.78





# Budget Comparison

Property: Renaissance - (45) Blackhorse

Comparison Periods: 10/01/22 - 12/31/22 and 07/01/22 - 12/31/22 (cash basis)

	Actual 10/01/22 - 12/31/22	Budget 10/22 - 12/22	\$ Change	% Change	Actual 07/01/22 - 12/31/22	Budget 07/22 - 12/22	\$ Change	% Change
<b>INCOME</b>								
4406 Keys & Transmitters	120.00	0.00	120.00		120.00	0.00	120.00	
<b>TOTAL INCOME</b>	<b>120.00</b>	<b>0.00</b>	<b>120.00</b>		<b>120.00</b>	<b>0.00</b>	<b>120.00</b>	
<b>EXPENSE</b>								
60004 Bank Fees	0.00	0.00	0.00		-11.39	0.00	-11.39	-75.7 %
61200 City Administration Costs	159.25	450.00	-290.75	-64.6 %	218.53	900.00	-681.47	-97.1 %
62600 Miscellaneous/Contingency Repairs	0.00	100.00	-100.00	-100.0 %	5.79	200.02	-194.23	-72.0 %
62100 Electronic Gate Maintenance	280.00	500.01	-220.01	-44.0 %	280.00	1,000.02	-720.02	-14.8 %
64000 Landscape Maintenance	1,450.50	1,699.50	-249.00	-14.7 %	2,894.48	3,399.00	-504.52	4.6 %
61900 Telephone	325.75	375.00	-49.25	-13.1 %	784.23	750.00	34.23	35.1 %
62150 Street Sweep Service	291.72	180.00	111.72	62.1 %	486.20	360.00	126.20	
63100 Water, Sewer	1,213.44	0.00	1,213.44		1,441.69	0.00	1,441.69	
63000 Electrical Power for Gate and Streetlight	51.05	875.01	-823.96	-94.2 %	670.97	1,750.02	-1,079.05	-100.0 %
65800 County Collection Fees	0.00	2.01	-2.01	-100.0 %	0.00	4.02	-4.02	33.3 %
65000 District Administrator	2,235.00	2,235.00	0.00	0.0 %	5,960.00	4,470.00	1,490.00	-100.0 %
61500 Assessment Engineering	0.00	352.75	-352.75	-100.0 %	0.00	705.52	-705.52	-16.5 %
65100 Insurance	229.64	275.01	-45.37		459.28	550.02	-90.74	
<b>TOTAL EXPENSE</b>	<b>6,236.35</b>	<b>7,044.29</b>	<b>-807.94</b>	<b>-11.5 %</b>	<b>13,189.78</b>	<b>14,088.62</b>	<b>-898.84</b>	<b>-6.4 %</b>
<b>NET INCOME</b>	<b>-6,116.35</b>	<b>-7,044.29</b>	<b>927.94</b>	<b>13.2 %</b>	<b>-13,069.78</b>	<b>-14,088.62</b>	<b>1,018.84</b>	<b>7.2 %</b>
<b>NET INCOME SUMMARY</b>								
Income	120.00	0.00	120.00		120.00	0.00	120.00	
Expense	-6,236.35	-7,044.29	807.94	11.5 %	-13,189.78	-14,088.62	898.84	6.4 %
Other Income & Expense	0.00	0.00	0.00		0.00	0.00	0.00	
<b>NET INCOME</b>	<b>-6,116.35</b>	<b>-7,044.29</b>	<b>927.94</b>	<b>13.2 %</b>	<b>-13,069.78</b>	<b>-14,088.62</b>	<b>1,018.84</b>	<b>7.2 %</b>

# Cash Flow

Property: Renaissance - (45) Blackhorse  
10/01/22 - 12/31/22 (cash basis)

		<u>% Income</u>
<b>OPERATING ACTIVITIES</b>		
<b>INCOME</b>		
4406 Keys & Transmitters	120.00	100.00 %
<b>TOTAL INCOME</b>	<b>120.00</b>	<b>100.00%</b>
<b>EXPENSE</b>		
61200 City Administration Costs	-159.25	-132.71 %
62100 Electronic Gate Maintenance	-280.00	-233.33 %
64000 Landscape Maintenance	-1,450.50	-1208.75 %
61900 Telephone	-325.75	-271.46 %
62150 Street Sweep Service	-291.72	-243.10 %
63100 Water, Sewer	-1,213.44	-1011.20 %
63000 Electrical Power for Gate and Streetlights	-51.05	-42.54 %
65000 District Administrator	-2,235.00	-1862.50 %
65100 Insurance	-229.64	-191.37 %
<b>TOTAL EXPENSE</b>	<b>-6,236.35</b>	<b>-5196.96%</b>
<b>Net Income</b>	<b>-6,116.35</b>	<b>-5096.96 %</b>
<b>Net cash provided by Operating Activities</b>	<b>-6,116.35</b>	
<b>FINANCING ACTIVITIES</b>		
<b>EQUITY</b>		
3042 Blackstone Crossroads LLC Draws	6,953.43	
<b>TOTAL EQUITY</b>	<b>6,953.43</b>	
<b>Net cash provided by Financing Activities</b>	<b>6,953.43</b>	
<b>Net cash increase for period</b>	<b>837.08</b>	
<b>Cash at beginning of period</b>	<b>878.80</b>	
<b>Cash at end of period</b>	<b>1,715.88</b>	

# General Ledger

Property: Renaissance - (45) Blackhorse

Detail 10/01/22 - 12/31/22 (cash basis)

Date	Type	Reference	Description	Debit	Credit	Balance
77619	Blackhorse Estates III -FFB	(Bank)				878.80
10/05/22	CHECK	ACH	American Express Credit Card: 09/15/22 - Renaissance		111.04	767.76
10/13/22	CHECK	528	PG&E: 1199050206-1 // 501 N Minnewawa , 6542845756-1 // 1		18.80	748.96
10/19/22	CHECK	529	Regency Property Management: Invoice 38831 / Copies and Po		41.29	707.67
10/19/22	BNKDEP	D145246	ePay Provider Deposit: Blackhorse Estates III-FFB	40.00		747.67
11/09/22	CHECK	530	PG&E: 3077447206-9 // 543 N Minnewawa		17.27	730.40
11/09/22	CHECK	ACH	American Express Credit Card: 10/11/22 Renaissance HOA		109.31	621.09
11/10/22	BNKDEP	D146556	ePay Provider Deposit: Blackhorse Estates III-FFB	80.00		701.09
11/10/22	BNKDEP	D146589	Blackstone Crossroads LLC Draws	6,953.43		7,654.52
11/14/22	CHECK	AV35	BrightView Landscape Service Inc.: Customer 21792174 // Inv:		483.50	7,171.02
11/14/22	CHECK	AV36	Guardian Western Sweeping, INC: Invoice: 375763 // Renaissar		97.24	7,073.78
11/14/22	CHECK	AV38	BrightView Landscape Service Inc.: Customer 21792174 // Inv:		483.50	6,590.28
11/14/22	CHECK	AV44	Guardian Western Sweeping, INC: Invoice: 375959 / RENAISS/		97.24	6,493.04
11/14/22	CHECK	AV45	Jason G McIntosh DBA Expert Gate Repair: 13448 // Renaissar		140.00	6,353.04
11/16/22	CHECK	531	Regency Property Management: INVOICE 39866 / OCTOBER (		6.92	6,346.12
11/22/22	CHECK	532	City of Clovis: AR00108377 // Street Light Billing		1,056.62	5,289.50
11/22/22	CHECK	534	City of Clovis: 463-342238.01 // Minnewawa		156.82	5,132.68
11/22/22	CHECK	ACH	American Express Credit Card: 11/15/22 - Renaissance - ATT		108.41	5,024.27
11/29/22	CHECK	ACH	State Farm Insurance: 1036-3217-12 // Blackhorse		229.64	4,794.63
11/29/22	CHECK	AV47	Jason G McIntosh DBA Expert Gate Repair: 13663 // Renaissar		140.00	4,654.63
12/06/22	CHECK	AV50	BrightView Landscape Service Inc.: Acct: 21792174// Inv: 8179:		483.50	4,171.13
12/15/22	CHECK	537	Regency Property Management: Management fees for multiple		2,235.00	1,936.13
12/16/22	CHECK	536	PG&E: 3077447206-9 // 543 N Minnewawa		14.98	1,921.15
12/16/22	CHECK	AV52	Guardian Western Sweeping, INC: 376190 // Renaissance		97.24	1,823.91
12/30/22	CHECK	ACH	American Express Credit Card: 12/15/22 - Renaissance - AT&T		108.03	1,715.88
77619	Blackhorse Estates III -FFB		Beg Bal: 878.80      Activity: 837.08	7,073.43	6,236.35	1,715.88
1200	Undeposited Funds	(Other Current Asset)				0.00
10/14/22	CSTPAY	ePay VISA	Stephen & Autumn 635      21428	40.00		40.00
10/19/22	BNKDEP	D145246	ePay Provider Deposit: Blackhorse Estates III-FFB		40.00	0.00
11/07/22	CSTPAY	ePay VISA	Yia Yang (VE)      47      21404	80.00		80.00
11/10/22	BNKDEP	D146556	ePay Provider Deposit: Blackhorse Estates III-FFB		80.00	0.00
1200	Undeposited Funds		Beg Bal: 0.00      Activity: 0.00	120.00	120.00	0.00
2003	Owner Contributions	(Other Current Liability)				79,625.69
			No activity in the period			79,625.69
2003	Owner Contributions		Beg Bal: 79,625.69      Activity: 0.00	0.00	0.00	79,625.69
3042	Blackstone Crossroads LLC Draws	(Equity)				0.00
11/10/22	BNKDEP	D146589	Blackhorse Estates III -FFB		6,953.43	6,953.43
3042	Blackstone Crossroads LLC Draw		Beg Bal: 0.00      Activity: 6,953.43	0.00	6,953.43	6,953.43
4406	Keys & Transmitters	(Income)				0.00
10/14/22	CHPAID	ePay VISA	Stephen & Autumn 635      Alloc to 'Remote' Ch date: 10/14		40.00	40.00
11/07/22	CHPAID	ePay VISA	Yia Yang (VE)      47      Alloc to 'Remote' Ch date: 10/31		80.00	120.00
4406	Keys & Transmitters		Beg Bal: 0.00      Activity: 120.00	0.00	120.00	120.00
61200	Office Expense	(Expense)				59.28
10/05/22	CHKITM	ACH	American Express Credit Card: 09/15/22 - Renaissance	111.04		170.32
10/19/22	CHKITM	529	Regency Property Management: Invoice 38831 / Copies and Po	41.29		211.61
11/16/22	CHKITM	531	Regency Property Management: INVOICE 39866 / OCTOBER (	6.92		218.53
61200	Office Expense		Beg Bal: 59.28      Activity: 159.25	159.25	0.00	218.53
60004	Bank Fees	(Expense)				-11.39
			No activity in the period			-11.39

Date	Type	Reference	Description	Debit	Credit	Balance
60004	Bank Fees		Beg Bal: -11.39      Activity: 0.00	0.00	0.00	-11.39
62600	General Maintenance (Expense)					5.79
			No activity in the period			5.79
62600	General Maintenance		Beg Bal: 5.79      Activity: 0.00	0.00	0.00	5.79
61900	Telephone Gate (Expense)					458.48
11/09/22	CHKITM	ACH	American Express Credit Card: 10/11/22 Renaissance HOA	109.31		567.79
11/22/22	CHKITM	ACH	American Express Credit Card: 11/15/22 - Renaissance - ATT	108.41		676.20
12/30/22	CHKITM	ACH	American Express Credit Card: 12/15/22 - Renaissance - AT&T	108.03		784.23
61900	Telephone Gate		Beg Bal: 458.48      Activity: 325.75	325.75	0.00	784.23
62100	Gate Repair/Maintenance (Expense)					0.00
11/14/22	CHKITM	AV45	Jason G McIntosh DBA Expert Gate Repair: 13448 // Renaissar	140.00		140.00
11/29/22	CHKITM	AV47	Jason G McIntosh DBA Expert Gate Repair: 13663 // Renaissar	140.00		280.00
62100	Gate Repair/Maintenance		Beg Bal: 0.00      Activity: 280.00	280.00	0.00	280.00
62150	Street Sweep Service (Expense)					194.48
11/14/22	CHKITM	AV36	Guardian Western Sweeping, INC: Invoice: 375763 // Renaissar	97.24		291.72
11/14/22	CHKITM	AV44	Guardian Western Sweeping, INC: Invoice: 375959 / RENAISS/	97.24		388.96
12/16/22	CHKITM	AV52	Guardian Western Sweeping, INC: 376190 // Renaissance	97.24		486.20
62150	Street Sweep Service		Beg Bal: 194.48      Activity: 291.72	291.72	0.00	486.20
64000	Landscape Service (Expense)					1,443.98
11/14/22	CHKITM	AV35	BrightView Landscape Service Inc.: Customer 21792174 // Inv	483.50		1,927.48
11/14/22	CHKITM	AV38	BrightView Landscape Service Inc.: Customer 21792174 // Inv	483.50		2,410.98
12/06/22	CHKITM	AV50	BrightView Landscape Service Inc.: Acct: 21792174// Inv: 8179;	483.50		2,894.48
64000	Landscape Service		Beg Bal: 1,443.98      Activity: 1,450.50	1,450.50	0.00	2,894.48
63000	Gas & Electric (Expense)					619.92
10/13/22	CHKITM	528	PG&E: 1199050206-1 // 501 N Minnewawa	18.80		638.72
11/09/22	CHKITM	530	PG&E: 3077447206-9 // 543 N Minnewawa	17.27		655.99
12/16/22	CHKITM	536	PG&E: 3077447206-9 // 543 N Minnewawa	14.98		670.97
63000	Gas & Electric		Beg Bal: 619.92      Activity: 51.05	51.05	0.00	670.97
63100	Water, Sewer (Expense)					228.25
11/22/22	CHKITM	532	City of Clovis: AR00108377 // Street Light Billing	1,056.62		1,284.87
11/22/22	CHKITM	534	City of Clovis: 463-342238.01 // Minnewawa	156.82		1,441.69
63100	Water, Sewer		Beg Bal: 228.25      Activity: 1,213.44	1,213.44	0.00	1,441.69
65000	Management Fees (Expense)					3,725.00
12/15/22	CHKITM	537	Regency Property Management: Management fees for multiple	2,235.00		5,960.00
65000	Management Fees		Beg Bal: 3,725.00      Activity: 2,235.00	2,235.00	0.00	5,960.00
65100	Property/Liability Insurance (Expense)					229.64
11/29/22	CHKITM	ACH	State Farm Insurance: 1036-3217-12 // Blackhorse	229.64		459.28
65100	Property/Liability Insurance		Beg Bal: 229.64      Activity: 229.64	229.64	0.00	459.28
Totals:				13,429.78	13,429.78	

# All Receipts Deposited

Property: Renaissance - (45) Blackhorse

Date Range: 10/1/2022 - 12/31/2022

Date	Tenant	Status	Account Number	Property	Unit	Reference	Amount
Deposit Number: D145246		Date: 10/19/2022		Bank: Blackhorse Estates III -FFB			
10/14/2022	Stephen & Autumn Robertson (VE)	Current	21428	AD Area 1	635	ePay VISA	40.00
Subtotal:							40.00
Deposit Number: D146556		Date: 11/10/2022		Bank: Blackhorse Estates III -FFB			
11/07/2022	Yia Yang (VE)	Current	21404	AD Area 1	47	ePay VISA	80.00
Subtotal:							80.00
Deposit Number: D146589		Date: 11/10/2022		Bank: Blackhorse Estates III -FFB			
11/10/2022	Blackstone Crossroads LLC Draws			AD Area 1		ACH	6,953.43
Subtotal:							6,953.43
Grand Total:							7,073.43

# Aged Payables Detail

Property: Renaissance - (45) Blackhorse

All Vendors

Bill Dates as of Saturday December 31, 2022

Chart Name	Account #	Invoice #	Bill Date	Due Date	Overdue	Due In	Amount
							0.00
							0.00

# Check / Deposit Listing

Property: Renaissance - (45) Blackhorse  
 Blackhorse Estates III -FFB, Blackhorse Estates III PNC 1555  
 All Transactions  
 Date Range: 10/01/22 - 12/31/22

Date	Reference	Information	Check Comment	Cleared	Deposit	Payment
<b>Blackhorse Estates III -FFB</b>						
10/5/22	ACH	American Express Credit Card	09/15/22 - Renaissance	Y		111.04
10/13/22	528	PG&E	1199050206-1 // 501 N Minnewawa , 654	Y		18.80
10/19/22	D145246	ePay Provider Deposit: Blackhorse Estate		Y	40.00	
10/19/22	529	Regency Property Management	Invoice 38831 / Copies and Postage	Y		41.29
11/9/22	ACH	American Express Credit Card	10/11/22 Renaissance HOA	Y		109.31
11/9/22	530	PG&E	3077447206-9 // 543 N Minnewawa	Y		17.27
11/10/22	D146556	ePay Provider Deposit: Blackhorse Estate		Y	80.00	
11/10/22	D146589			Y	6,953.43	
11/14/22	AV35	BrightView Landscape Service Inc.	Customer 21792174 // Invoice 8091979 / Y			483.50
11/14/22	AV36	Guardian Western Sweeping, INC	Invoice: 375763 // Renaissance	Y		97.24
11/14/22	AV38	BrightView Landscape Service Inc.	Customer 21792174 // Invoice 8135182 / Y			483.50
11/14/22	AV44	Guardian Western Sweeping, INC	Invoice: 375959 / RENAISSANCE	Y		97.24
11/14/22	AV45	Jason G McIntosh DBA Expert Gate Repa	13448 // Renaissance	Y		140.00
11/16/22	531	Regency Property Management	INVOICE 39866 / OCTOBER COPIES AT Y			6.92
11/22/22	ACH	American Express Credit Card	11/15/22 - Renaissance - ATT	Y		108.41
11/22/22	532	City of Clovis	AR00108377 // Street Light Billing	Y		1,056.62
11/22/22	534	City of Clovis	463-342238.01 // Minnewawa	Y		156.82
11/29/22	ACH	State Farm Insurance	1036-3217-12 // Blackhorse	Y		229.64
11/29/22	AV47	Jason G McIntosh DBA Expert Gate Repa	13663 // Renaissance	Y		140.00
12/6/22	AV50	BrightView Landscape Service Inc.	Acct: 21792174// Inv: 8179224 // Renaiss: Y			483.50
12/15/22	537	Regency Property Management	Management fees for multiple properties. Y			2,235.00
12/16/22	AV52	Guardian Western Sweeping, INC	376190 // Renaissance	Y		97.24
12/16/22	536	PG&E	3077447206-9 // 543 N Minnewawa	Y		14.98
12/30/22	ACH	American Express Credit Card	12/15/22 - Renaissance - AT&T Bill, 12/15/22			108.03

Totals of Deposits/Payments for Bank

7,073.43 6,236.35

<b>Totals:</b>	<b>7,073.43</b>	<b>6,236.35</b>
<b>Counts:</b>	<b>3</b>	<b>21</b>
<b>Balance of listed transactions:</b>		<b>837.08</b>

Prop	Unit	Account	Comment	Amount
AD Area 1		61200 Office Expense	09/15/22 - Renaissance	111.04





CHECK REQUEST

Property: Renaissance

Owner Name:

Amount: \$ 111.04

Payee: AMEX

Description: AT&T Bill

Checked needed by: ASAP

Approved: Allison Najera

Date: 9/9/22





# ENERGY STATEMENT

[www.pge.com/MyEnergy](http://www.pge.com/MyEnergy)

Account No: 1199050206-1  
Statement Date: 09/26/2022  
Due Date: 10/13/2022

## Service For:

ASSESSMENT DISTRICT C/O WESTCO  
EQUITIES  
501 N MINNEAWA AVE  
CLOVIS, CA 93611

## Your Account Summary

Amount Due on Previous Statement	\$17.75
Payment(s) Received Since Last Statement	-17.75
Previous Unpaid Balance	\$0.00
Current Electric Charges	\$18.80

## Questions about your bill?

Business Specialist available:  
Mon-Fri: 7am to 6pm  
1-800-468-4743  
[www.pge.com/MyEnergy](http://www.pge.com/MyEnergy)

## Ways To Pay

[www.pge.com/waystopay](http://www.pge.com/waystopay)

## Your Enrolled Programs

Peak Day Pricing Plan

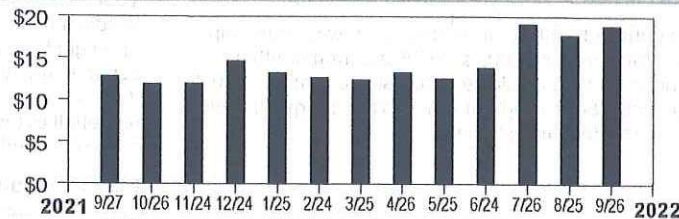
**Total Amount Due by 10/13/2022**

**\$18.80**



## Electric Monthly Billing History

### Daily Usage Comparison



1 Year Ago Period Current Period

0.25 0.77 0.76  
Electric kWh / Day

Visit [www.pge.com/MyEnergy](http://www.pge.com/MyEnergy) for a detailed bill comparison

CHARGED OCT 10 2022

PAID OCT 13 2022

CK 528





# ENERGY STATEMENT

www.pge.com/MyEnergy

Account No: 1199050206-1  
Statement Date: 09/26/2022  
Due Date: 10/13/2022

## Details of Electric Charges

08/25/2022 - 09/25/2022 (32 billing days)

Service For: 501 N MINNEWAWA AVE  
Service Agreement ID: 1199050502 GATE PEDESTAL  
Rate Schedule: B1 Bus Low Use  
Enrolled Programs: Peak Day Pricing Plan

### 08/25/2022 - 08/31/2022

Customer Charge	7 days @ \$0.32854	\$2.30
Energy Charges		
Peak	1.296700 kWh @ \$0.38827	0.50
Part Peak	0.876400 kWh @ \$0.33904	0.30
Off Peak	3.201400 kWh @ \$0.31824	1.02
PDP Program Details		
Peak Usage Credits	1.296700 kWh @ -\$0.05667	-0.07
Part Peak Usage Credits	0.876400 kWh @ -\$0.01683	-0.01

### 09/01/2022 - 09/25/2022

Customer Charge	25 days @ \$0.32854	\$8.21
Energy Charges		
Peak	4.514900 kWh @ \$0.38827	1.75
Part Peak	3.058300 kWh @ \$0.33904	1.04
Off Peak	11.307100 kWh @ \$0.31824	3.60
PDP Program Details		
Peak Usage Credits	4.514900 kWh @ -\$0.05667	-0.26
Part Peak Usage Credits	3.058300 kWh @ -\$0.01683	-0.05
Event Day Charges	0.758800 kWh @ \$0.60000	0.46
Energy Commission Tax		0.01

**\$18.80**

#### Usage For This Period's Event Days (4PM to 9PM)

09/01/2022	0.209700 kWh	09/06/2022	0.194300 kWh
09/05/2022	0.163000 kWh	09/07/2022	0.191800 kWh

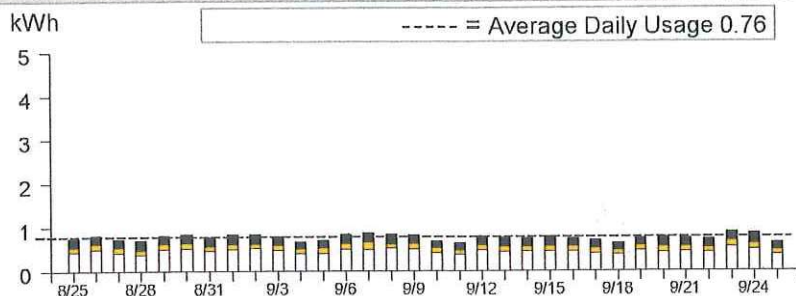
## Service Information

Meter #	1004466468
Total Usage	24.254800 kWh
Serial	C
Rotating Outage Block	2A

## Additional Messages

From March 1, 2022 to February 28, 2023, the Wildfire Fund Charge is offset by \$0.00109/kWh to reflect excess funds from the Department of Water Resources (DWR) Bond charge. The Wildfire Fund Charge is also offset by an additional \$0.00084/kWh during this same period for excess funds from the DWR Power charge. These charges were included in your electric charges prior to 2021 and were related to bonds issued and energy provided to customers by DWR during the 2000-2001 California energy crisis.

## Electric Usage This Period: 24.254800 kWh, 32 billing days



	Usage	Energy Charges
Peak <sup>1</sup>	23.96%	\$2.25
Part Peak <sup>2</sup>	16.23%	\$1.34
Off Peak <sup>3</sup>	59.81%	\$4.62
Super Off Peak <sup>4</sup>	0.00%	\$0.00

<sup>1</sup>Peak: Year-round, Daily, 4:00pm-9:00pm

<sup>2</sup>Part Peak: Summer, 6/1-9/30, Daily, 2:00pm-4:00pm and 9:00pm-11:00pm

<sup>3</sup>Off Peak: Summer, 6/1-9/30, Daily, 11:00pm-2:00pm

Winter, 10/1-2/28, Daily, 9:00pm-4:00pm

Winter, 3/1-5/31, Daily, 9:00pm-9:00am and 2:00pm-4:00pm

<sup>4</sup>Super Off Peak: Winter, Daily, 3/1-5/31, 9:00am-2:00pm



Visit [www.pge.com/MyEnergy](http://www.pge.com/MyEnergy) for a detailed bill comparison.

**Regency Property**  
331 W. Shields Ave  
Fresno, CA 93705  
Office: 559-221-3170  
Fax: 559-225-3174



# Invoice

Invoice No.	Invoice Date
38831	10/05/22

Property	Unit	Acc #
Regenc		28066

Amount Due	Amount Enclosed
115.60	

TO:

Blackhorse Estates III - Tract 4299A  
Sean K. Smith PE QSD | Supervising  
Civil Engineer 559-324-2363  
City of Clovis | Engineering Division  
1033 Fifth Street, Clovis, CA 93612



PLEASE RETURN TOP PORTION WITH YOUR REMITTANCE

Quantity	Description	Rate	Amount
65	Black and White Copies	0.24	15.60
1	Postage	100.00	100.00
<p>PAID OCT 19 2022 CK 529</p> <p>AD 1 41.29 AD 2 74.31</p>			
Sub Total			115.60
Tax			0.00
TOTAL			115.60

## Comments

Thank you for your business for the month of September!

# Check Worksheet

**Vendor:** American Express Credit Card  
**Address:** PO Box 0001  
 Los Angeles, CA 90096-8000  
**Bank:** 77619 Blackhorse Estates III-FFB  
**Memo:** 10/11/22 Renaissance HOA

**Check #:** ACH  
**Date:** 11/09/2022  
**Status:** Printed  
**Cleared:** No  
**Amount:** 109.31

## Bills Applied To

Bill Date	Due Date	Invoice #	Memo	Bill Amount	Amount Paid
10/11/2022	10/11/2022	10/11/22 Renaissance	10/11/22 Renaissance HOA	109.31	109.31

## Ledger Breakdown

Property	Unit	1099	Expense Account	Memo	Amount
AD Area 1		<input type="checkbox"/>	61900 Telephone Gate	10/11/22 Renaissance HOA	109.31
					109.31





CHECK REQUEST

Property: Renaissance

Owner Name:

Amount: \$ 109.31

Payee: AMEX

Description: AT&T Bill

Checked needed by: ASAP

Approved: Allison Najera

Date: 10/11/22

61900



AT&amp;T



REGENCY PROPERTY MANAGEMENT  
C/O RENAISSANCE  
331 W SHIELDS AVE  
FRESNO CA 93705 - 4106

Page 1 of 2  
Account Number 559 297-9317 462 8  
Billing Date Sep 19, 2022  
Web Site att.com

# Monthly Statement

## Expand your AT&T

Get internet, wireless and other premium services from AT&T. We're eager to help you find the best deals possible.

Call 866.254.7381. Business customers: 800.321.2000

### Bill-At-A-Glance

Previous Bill	111.04
Payment Received 9-09 Thank you!	111.04CR
Adjustments	.00
Balance	.00
Current Charges	109.31

**Amount to be Debited \$109.31**

Your Credit Card will be Debited by Oct 11, 2022

### Billing Summary

Online: att.com/myatt	Page	
Plans and Services	1	109.31
1 800 750-2355		
<b>Total Current Charges</b>		<b>109.31</b>

CHECKED SEP 28 2022

### Plans and Services

#### Monthly Service - Sep 19 thru Oct 18

1. Bus Local Calling Unlimited A	80.00
Measured Rate Business Service	
Unlimited Local Usage	
Call Forwarding	
Caller ID	
Three-Way Calling	
2. Your Listing Is Not Published	1.75
<b>Total Monthly Service</b>	<b>81.75</b>

#### Company Fees and Surcharges

3. Federal Subscriber Line Charge	8.86
4. State Regulatory Fee	.45
5. Federal Universal Service Fee	3.85
6. Cost Assessment Charge	4.10
<b>Total Company Fees and Surcharges</b>	<b>17.26</b>

#### Government Fees and Taxes

7. CA High Cost Fund Surcharge - A:	.60
8. CA High Cost Fund-B and CA Advanced Svc Fund	.88
9. California Teleconnect Fund Surcharge	.66
10. Universal Lifeline Telephone Service Surcharge	4.07
11. CA Relay Service and Communications Devices Fund	.96
12. State E911 Surcharge	.30
13. Federal	2.83
<b>Total Government Fees and Taxes</b>	<b>10.30</b>

#### Total Plans and Services

109.31

### News You Can Use

#### PREVENT DISCONNECT

All charges must be paid each month to keep your account current. However, "basic service" and its applicable taxes and surcharges MUST be paid to avoid disconnection. Currently, for this account that amount is \$69.81. Failure to pay non-basic charges may result in other collection activities, including restriction of toll calls.

#### CARRIER INFORMATION

Our records show that you have selected Cust Undecided on Carrier or a company that resells their services as your primary local toll carrier and that you have chosen not to select a long distance carrier. Please contact us if this does not agree with your records.

### News You Can Use Summary

- PREVENT DISCONNECT
- COST ASSESSMENT CHRG
- FEES AND SURCHARGES
- CARRIER INFORMATION
- DISASTER GUIDELINES
- STILL GETTING PAPER?

See "News You Can Use" for additional information

Local Services provided by AT&T California or AT&T Nevada based upon the service address location.

GO GREEN - Enroll in paperless billing.





# ENERGY STATEMENT

[www.pge.com/MyEnergy](http://www.pge.com/MyEnergy)

Account No: 3077447206-9

Statement Date: 09/30/2022

Due Date: 10/17/2022

## Service For:

ASSESSMENT DISTRICT C/O WESTCO  
EQUITIES  
543 N MINNEAWA AVE  
CLOVIS, CA 93611

## Your Account Summary

Credit Balance on Previous Statement	-\$31.21
Payment(s) Received Since Last Statement	0.00
Outstanding Credit Balance	-\$31.21
Current Electric Charges	\$48.48

## Questions about your bill?

Business Specialist available:

Mon-Fri: 7am to 6pm

1-800-468-4743

[www.pge.com/MyEnergy](http://www.pge.com/MyEnergy)

**Total Amount Due by 10/17/2022**

**\$17.27**

## Ways To Pay

[www.pge.com/waystopay](http://www.pge.com/waystopay)

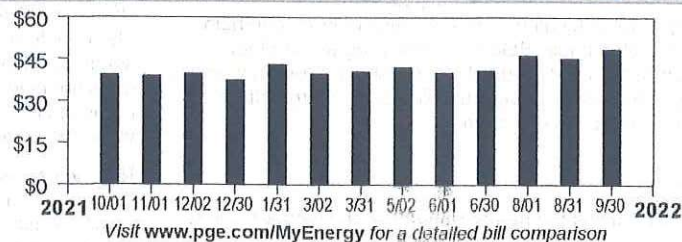
## Your Enrolled Programs

Peak Day Pricing Plan



## Electric Monthly Billing History

### Daily Usage Comparison



1 Year Ago	Last Period	Current Period
3.53	3.51	3.80

Electric kWh / Day

CHECKED OCT 06 2022

CHARGED OCT 24 2022

PAID NOV 08 2022  
CK 530



# ENERGY STATEMENT

www.pge.com/MyEnergy

Account No: 3077447206-9  
Statement Date: 09/30/2022  
Due Date: 10/17/2022

## Details of Electric Charges

08/31/2022 - 09/29/2022 (30 billing days)

Service For: 543 N MINNEWAWA AVE  
Service Agreement ID: 3077447910 GATE PEDESTAL  
Rate Schedule: B1 Bus Low Use  
Enrolled Programs: Peak Day Pricing Plan

### 08/31/2022

Customer Charge	1 days @ \$0.32854	\$0.33
Energy Charges		
Peak	0.869200 kWh @ \$0.38827	0.34
Part Peak	0.656500 kWh @ \$0.33904	0.22
Off Peak	2.288000 kWh @ \$0.31824	0.73
PDP Program Details		
Peak Usage Credits	0.869200 kWh @ -\$0.05667	-0.05
Part Peak Usage Credits	0.656500 kWh @ -\$0.01683	-0.01

### 09/01/2022 - 09/29/2022

Customer Charge	29 days @ \$0.32854	\$9.53
Energy Charges		
Peak	24.367300 kWh @ \$0.38827	9.46
Part Peak	19.043300 kWh @ \$0.33904	6.46
Off Peak	66.737800 kWh @ \$0.31824	21.24
PDP Program Details		
Peak Usage Credits	24.367300 kWh @ -\$0.05667	-1.38
Part Peak Usage Credits	19.043300 kWh @ -\$0.01683	-0.32
Event Day Charges	3.161900 kWh @ \$0.60000	1.90
Energy Commission Tax		0.03

**\$48.48**

### Usage For This Period's Event Days (4PM to 9PM)

09/01/2022	0.764500 kWh	09/06/2022	0.795900 kWh
09/05/2022	0.709700 kWh	09/07/2022	0.891800 kWh

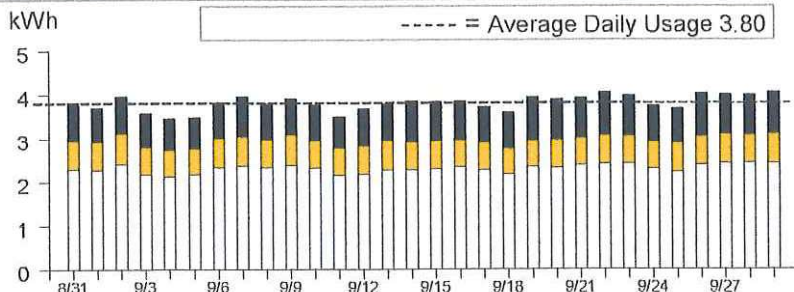
## Service Information

Meter #	1005685883
Total Usage	113.962100 kWh
Serial	H
Rotating Outage Block	11F

## Additional Messages

From March 1, 2022 to February 28, 2023, the Wildfire Fund Charge is offset by \$0.00109/kWh to reflect excess funds from the Department of Water Resources (DWR) Bond charge. The Wildfire Fund Charge is also offset by an additional \$0.00084/kWh during this same period for excess funds from the DWR Power charge. These charges were included in your electric charges prior to 2021 and were related to bonds issued and energy provided to customers by DWR during the 2000-2001 California energy crisis.

## Electric Usage This Period: 113.962100 kWh, 30 billing days



	Usage	Energy Charges
Peak <sup>1</sup>	22.14%	\$9.80
Part Peak <sup>2</sup>	17.30%	\$6.68
Off Peak <sup>3</sup>	60.56%	\$21.97
Super Off Peak <sup>4</sup>	0.00%	\$0.00

<sup>1</sup>Peak: Year-round, Daily, 4:00pm-9:00pm

<sup>2</sup>Part Peak: Summer, 6/1-9/30, Daily, 2:00pm-4:00pm and 9:00pm-11:00pm

<sup>3</sup>Off Peak: Summer, 6/1-9/30, Daily, 11:00pm-2:00pm  
Winter, 10/1-2/28, Daily, 9:00pm-4:00pm

Winter, 3/1-5/31, Daily, 9:00pm-9:00am and 2:00pm-4:00pm

<sup>4</sup>Super Off Peak: Winter, Daily, 3/1-5/31, 9:00am-2:00pm



Visit [www.pge.com/MyEnergy](http://www.pge.com/MyEnergy) for a detailed bill comparison.





# ENERGY STATEMENT

www.pge.com/MyEnergy

Account No: 3035780542-0

Statement Date: 09/30/2022

Due Date: 10/17/2022

## Service For:

ASSESSMENT DISTRICT C/O WESTCO  
EQUITIES  
541 N MINNEAWA AVE  
CLOVIS, CA 93611

## Your Account Summary

Credit Balance on Previous Statement	-\$9.28
Payment(s) Received Since Last Statement	0.00
Outstanding Credit Balance	-\$9.28
Current Electric Charges	\$10.16

## Questions about your bill?

Business Specialist available:  
Mon-Fri: 7am to 6pm  
1-800-468-4743  
www.pge.com/MyEnergy

## Ways To Pay

www.pge.com/waystopay

## Your Enrolled Programs

Peak Day Pricing Plan

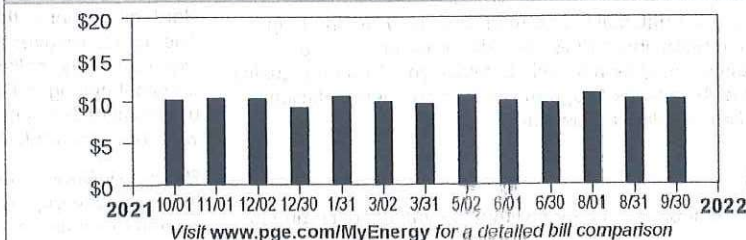
**This amount may be paid with your  
next bill:**

**\$0.88**



## Electric Monthly Billing History

### Daily Usage Comparison



1 Year Ago	Last Period	Current Period
0.03	0.03	0.03
Electric kWh / Day		

Visit www.pge.com/MyEnergy for a detailed bill comparison

CHECKED OCT 06 2022

No payment is due. Please retain for your records. Thank you.

9990303578054200000000101600000000088



Account Number:  
**3035780542-0**

Total Amount Due:  
**No Payment Due**

941340022713 01 AV 0.45 131 5770 3

ASSESSMENT DISTRICT C/O WESTCO EQUITIES  
331 W SHIELDS AVE  
FRESNO, CA 93705-4106

PG&E  
BOX 997300  
SACRAMENTO, CA 95899-7300





# ENERGY STATEMENT

www.pge.com/MyEnergy

Account No: 3035780542-0  
Statement Date: 09/30/2022  
Due Date: 10/17/2022

## Details of Electric Charges

08/31/2022 - 09/29/2022 (30 billing days)

Service For: 541 N MINNEWAWA AVE  
Service Agreement ID: 3035780820 LANDSCAPE PEDESTAL  
Rate Schedule: B1 Bus Low Use  
Enrolled Programs: Peak Day Pricing Plan

### 08/31/2022

Customer Charge	1 days @ \$0.32854	\$0.33
Energy Charges		
Off Peak	0.017520 kWh @ \$0.31824	0.01

### 09/01/2022 - 09/29/2022

Customer Charge	29 days @ \$0.32854	\$9.53
Energy Charges		
Part Peak	0.133100 kWh @ \$0.33904	0.05
Off Peak	0.760420 kWh @ \$0.31824	0.24

**\$10.16**

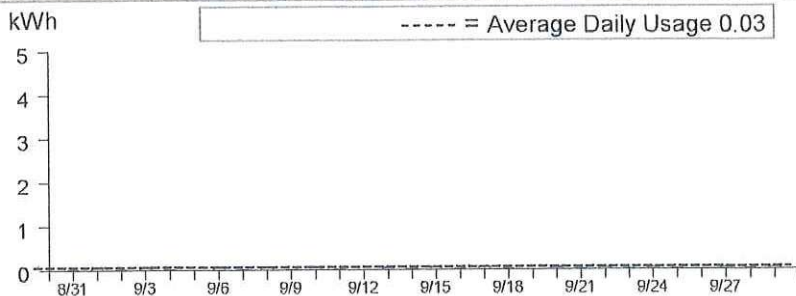
#### Usage For This Period's Event Days (4PM to 9PM)

09/01/2022	0.000000 kWh	09/06/2022	0.000000 kWh
09/05/2022	0.000000 kWh	09/07/2022	0.000000 kWh

## Service Information

Meter #	1005685850
Total Usage	0.911180 kWh
Serial	H
Rotating Outage Block	2A

## Electric Usage This Period: 0.911180 kWh, 30 billing days



	Usage	Energy Charges
Peak <sup>1</sup>	0.00%	\$0.00
Part Peak <sup>2</sup>	14.63%	\$0.05
Off Peak <sup>3</sup>	85.37%	\$0.25
Super Off Peak <sup>4</sup>	0.00%	\$0.00

<sup>1</sup>Peak: Year-round, Daily, 4:00pm-9:00pm

<sup>2</sup>Part Peak: Summer, 6/1-9/30, Daily, 2:00pm-4:00pm and 9:00pm-11:00pm

<sup>3</sup>Off Peak: Summer, 6/1-9/30, Daily, 11:00pm-2:00pm

Winter, 10/1-2/28, Daily, 9:00pm-4:00pm

Winter, 3/1-5/31, Daily, 9:00pm-9:00am and 2:00pm-4:00pm

<sup>4</sup>Super Off Peak: Winter, Daily, 3/1-5/31, 9:00am-2:00pm



Visit [www.pge.com/MyEnergy](http://www.pge.com/MyEnergy) for a detailed bill comparison.





# INVOICE

Regency Property Management  
Renaissance  
331 W. Shields Ave  
Fresno CA 93705

Customer #: 21792174  
Invoice #: 8091979  
Invoice Date: 10/1/2022  
Cust PO #:

Job Number	Description	Amount
311800094	RENAISSANCE Landscape Maintenance For October	465.35
311800094	RENAISSANCE 3.90% Fuel Surcharge For October	18.15
CHARGED OCT 27 2022		
PAID NOV 14 2022 AV 35		
Total invoice amount		483.50
Tax amount		
Balance due		483.50

Terms: Net 15 Days

If you have any questions regarding this invoice, please call 559-453-1670

Please detach stub and remit with your payment

## Payment Stub

Customer Account#: 21792174  
Invoice #: 8091979  
Invoice Date: 10/1/2022

Amount Due: \$483.50

Thank you for allowing us to serve you

Please reference the invoice # on your check  
and make payable to:

Regency Property Management  
Renaissance  
331 W. Shields Ave  
Fresno CA 93705

BrightView Landscape Services, Inc.  
P.O. Box 31001-2463  
Pasadena, CA 91110-2463

GUARDIAN WESTERN SWEEPING, INC.

4961 E. LANSING WAY  
FRESNO, CA 93727-7408

# Invoice

DATE	INVOICE #
9/30/2022	375763

BILL TO
RENAISSANCE (BLACKHORSE ESTATES) C/O REGENCY PROPERTY MANAGEMENT 331 W. SHIELDS AVE FRESNO, CA 93705

PROPERTY
THE RENAISSANCE COLLECTION (BY BLACKHORSE ESTATES) MINNEWAWA SOUTH OF ALLUVIAL CLOVIS, CA

TERMS	DUE DATE	ACCOUNT #
Net 30	10/30/2022	RGS004

DESCRIPTION	PHOTO	AMOUNT
POWER SWEEPING 1X BI-MONTHLY - JAN., MARCH, MAY, JULY, SEPT. & NOV. MONTHS OF SERVICE - BLACK HORSE "RENAISSANCE" (BILLED MONTHLY AT HALF BI-MONTHLY RATE) FUEL RECOVERY FEE	JUNE	93.50  3.74

CHARGED OCT 27 2022

PAID NOV 14 2022  
AVBL

STARTING JUNE 2022 A 4% FUEL SURCHARGE WILL BE IMPLEMENTED TO  
ALL REGULAR SERVICE INVOICE.

Invoice number must be written on remittance to process payment.  
All invoices are dated the last day of service month.

**Total**

\$97.24

THANK YOU FOR YOUR BUSINESS!

Phone: 559-291-1890  
Fax: 559-291-1892  
Website: [www.guardianwestern.com](http://www.guardianwestern.com)

E-MAIL
<a href="mailto:service@guardianwestern.com">service@guardianwestern.com</a>



# INVOICE



Regency Property Management  
Renaissance  
331 W. Shields Ave  
Fresno CA 93705

Customer #: 21792174  
Invoice #: 8135182  
Invoice Date: 11/1/2022  
Cust PO #:

Job Number	Description	Amount
311800094	RENAISSANCE Landscape Maintenance For November	465.35
311800094	RENAISSANCE 3.90% Fuel Surcharge For November	18.15
PAID NOV 14 2022 AV 38		
ENTERED OCT 28 2022		
Total invoice amount		483.50
Tax amount		
Balance due		483.50

Terms: Net 15 Days

If you have any questions regarding this invoice, please call 559-453-1670

Please detach stub and remit with your payment

## Payment Stub

Customer Account#: 21792174  
Invoice #: 8135182  
Invoice Date: 11/1/2022

Amount Due: \$483.50

Thank you for allowing us to serve you

Please reference the invoice # on your check  
and make payable to:

Regency Property Management  
Renaissance  
331 W. Shields Ave  
Fresno CA 93705

BrightView Landscape Services, Inc.  
P.O. Box 31001-2463  
Pasadena, CA 91110-2463

AD Area 1

GUARDIAN WESTERN SWEEPING, INC.

4961 E. LANSING WAY  
FRESNO, CA 93727-7408

# Invoice

DATE	INVOICE #
10/31/2022	375959

<b>BILL TO</b>
RENAISSANCE (BLACKHORSE ESTATES) C/O REGENCY PROPERTY MANAGEMENT 331 W. SHIELDS AVE FRESNO, CA 93705

<b>PROPERTY</b>
THE RENAISSANCE COLLECTION (BY BLACKHORSE ESTATES) MINNEWAWA SOUTH OF ALLUVIAL CLOVIS, CA

TERMS	DUE DATE	ACCOUNT #
Net 30	11/30/2022	RGS004

DESCRIPTION	PHOTO	AMOUNT
POWER SWEEPING 1X BI-MONTHLY - JAN., MARCH, MAY, JULY, SEPT. & NOV. MONTHS OF SERVICE - BLACK HORSE "RENAISSANCE" (BILLED MONTHLY AT HALF BI-MONTHLY RATE) FUEL RECOVERY FEE	JUNE	93.50  3.74

CHECKED NOV 04 2022

PAID NOV 14 2022

AV44

**STARTING JUNE 2022 A 4% FUEL SURCHARGE WILL BE IMPLEMENTED TO ALL REGULAR SERVICE INVOICE.**

Invoice number must be written on remittance to process payment.  
All invoices are dated the last day of service month.

**THANK YOU FOR YOUR BUSINESS!**

**Total** \$97.24

Phone: 559-291-1890  
Fax: 559-291-1892  
Website: [www.guardianwestern.com](http://www.guardianwestern.com)

<b>E-MAIL</b>
<a href="mailto:service@guardianwestern.com">service@guardianwestern.com</a>






PO Box 790  
Caddo Mills, TX 75135 US  
expertgaterepair@yahoo.com

# INVOICE

## BILL TO

Renaissance C/O Regency  
Clovis, CA



INVOICE # 13448  
DATE 10/21/2022  
DUE DATE 11/20/2022  
TERMS Net 30

ACTIVITY	QTY	RATE	AMOUNT
<b>Labor</b> Back gate stuck open.  Found fire switch activated.  Reset, serviced and tested gate.	1	140.00	140.00

BALANCE DUE

**\$140.00**

PAID NOV 14 2022

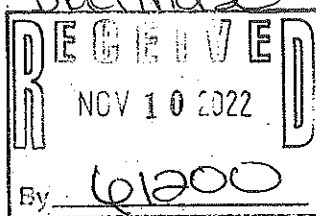
AV45

RECEIVED NOV 14 2022

ENTERED NOV 14 2022

AD Area 1

Regency Property  
331 W. Shields Ave  
Fresno, CA 93705  
Office: 559-221-3170  
Fax: 559-225-3174



# Invoice

Invoice No.	Invoice Date
39866	11/10/22

Property	Unit	Acc #
Regenc		28066

Amount Due	Amount Enclosed
19.40	

TO:

Blackhorse Estates III - Tract 4299A  
Sean K. Smith PE QSD | Supervising  
Civil Engineer 559-324-2363  
City of Clovis | Engineering Division  
1033 Fifth Street, Clovis, CA 93612



PLEASE RETURN TOP PORTION WITH YOUR REMITTANCE

Quantity	Description	Rate	Amount
35	Black and White Copies	0.24	8.40
1	Postage	11.00	11.00
<p>② 12.47 ① 6.92</p> <p>PAID NOV 16 2022 CK#531</p>			
Sub Total			19.40
Tax			0.00
TOTAL			19.40

## Comments

Thank you for Your Business Month of October!



CHECK REQUEST

Property: Renaissance  
Owner Name:  
Amount: \$ 108.41  
Payee: AMEX

Description: AT&T Bill  
Checked needed by: ASAP  
Approved: Allison Najera  
Date: 11/9/22

Code# 61900

RECEIVED NOV 21 2022

ENTERED NOV 21 2022

ACH

PAID NOV 22 2022



AT&amp;T

REGENCY PROPERTY MANAGEMENT  
C/O RENAISSANCE  
331 W SHIELDS AVE  
FRESNO CA 93705 - 4106

Page 1 of 2  
Account Number 559 297-9317 462 8  
Billing Date Oct 19, 2022  
Web Site att.com

# Monthly Statement

*Ren*  
*W*  
All the best from us

Let us help connect you to our great deals for internet, wireless and other premium services. Call 877.677.0491.

Business customers: 800.321.2000.

## Bill-At-A-Glance

Previous Bill	109.31
Payment Received 10-11 Thank you!	109.31CR
Adjustments	.00
Balance	.00
Current Charges	108.41

**Amount to be Debited \$108.41**

Your Credit Card will be Debited by Nov 9, 2022

## Billing Summary

Online: att.com/myatt	Page	
Plans and Services	1	108.41
1 800 750-2355		
<b>Total Current Charges</b>		<b>108.41</b>

## Plans and Services

### Monthly Service - Oct 19 thru Nov 18

Service is billed in advance from the 19th of each month.

1. Bus Local Calling Unlimited A	80.00
Measured Rate Business Service	
Unlimited Local Usage	
Call Forwarding	
Caller ID	
Three-Way Calling	
2. Your Listing Is Not Published	1.75
<b>Total Monthly Service</b>	<b>81.75</b>

### Additions and Changes to Service

This section of your bill reflects charges and credits resulting from account activity.

### Charges for 559 297-9317

Order No. 66666666

Item	Monthly	Amount
No. Description	Quantity Rate	Billed
<b>Rates Changed</b>		
(Monthly Charges are Prorated from Oct 1, 2022 to your Billing Date, Oct 19, 2022)		
3. Rate Change	1 .56	.34CR
Federal Universal Service Fee		

### Company Fees and Surcharges

4. Federal Subscriber Line Charge	8.86
5. State Regulatory Fee	.45
6. Federal Universal Service Fee	3.29
7. Cost Assessment Charge	4.10
<b>Total Company Fees and Surcharges</b>	<b>16.70</b>

### Government Fees and Taxes

8. CA High Cost Fund Surcharge - A:	.60
9. CA High Cost Fund-B and CA Advanced Svc Fund	.88
10. California Teleconnect Fund Surcharge	.66
11. Universal Lifeline Telephone Service Surcharge	4.07
12. CA Relay Service and Communications Devices Fund	.96
13. State E911 Surcharge	.30
14. Federal	2.83
<b>Total Government Fees and Taxes</b>	<b>10.30</b>

### Total Plans and Services

108.41

## News You Can Use Summary

- PREVENT DISCONNECT
- COST ASSESSMENT CHRG
- FEES AND SURCHARGES
- CARRIER INFORMATION
- PRICE INCREASE
- STILL GETTING PAPER?

See "News You Can Use" for additional information

Local Services provided by AT&T California or AT&T Nevada based upon the service address location.

GO GREEN - Enroll in paperless billing.



# CITY of CLOVIS


INVOICE / STATEMENT

AR00108377

REGENCY PROPERTY MANAGEMENT

331 W SHIELDS

FRESNO, CA 93705



STATEMENT DATE: 11/08/2022

DUE DATE: 11/30/2022

Invoice Date	Description	Invoice	Amount Due	Payment / Adjustments	Total Amount
	Beginning Balance prior to 11/01/2022				2,465.45
11/03/2022	11/2022 STREET LIGHT BILLING	A22312171	493.09	0.00	2,958.54
	Ending Balance as of 11/08/2022		493.09	0.00	2,958.54
Total Due:					\$2,958.54

AD 1 1056.62  
AD 2 1901.92

ENTERED NOV 14 2022

ENTERED NOV 16 2022

PAID NOV 22 2022  
ck# 532

## CITY OF CLOVIS

PLEASE PAY FROM THIS INVOICE/STATEMENT. IF YOU HAVE  
QUESTIONS, PLEASE CALL (559) 324-2112, MON-FRI, 8:00 A.M. - 4:30 P.M.

MAKE YOUR CHECK PAYABLE TO: CITY OF CLOVIS

MAIL PAYMENT TO: CITY OF CLOVIS, 1033 FIFTH STREET, CLOVIS, CA 93612

AR00108377

REGENCY PROPERTY MANAGEMENT

331 W SHIELDS

FRESNO, CA 93705

STATEMENT DATE: 11/08/2022

DUE DATE: 11/30/2022

AMOUNT DUE: \$2,958.54

RECEIVED NOV 15 2022



# CLOVIS

## UTILITY SERVICE BILL

CLOVIS PRIDE  
- A WAY OF LIFE

Office Hours: 8:00AM - 4:30PM

**CITY OF CLOVIS**  
CITY HALL • 1033 FIFTH STREET  
CLOVIS, CA 93612  
(559) 324-2130

SERVICE ADDRESS	ACCOUNT NUMBER	SERVICE PERIOD
MINNEWAWA	463-342238.01	09/01/2022 to 10/31/2022

**Effective June 1, 2016.**

Emergency drought limits have been lifted. April through October outside watering days are Sundays, Wednesdays and Fridays for even numbered addresses and Tuesdays, Thursdays and Saturdays for odd numbered addresses. November through March outside watering days are Sundays for even numbered addresses and Saturdays for odd numbered addresses. Water rules are posted at City of Clovis website [www.cityofclovis.com](http://www.cityofclovis.com).

DUE DATE	BALANCE DUE
11/30/2022	\$ 156.82

Payments received more than 10 days past the due date are subject to a late penalty.

CURRENT PERIOD WATER METER READING (000's)				
PRESENT	PREVIOUS	CURRENT USAGE	PRIOR YEAR USAGE	2013 USAGE
13524	13426	98	194	134

METER READING PERIOD	DAYS IN READING PERIOD	CURRENT USAGE	CURRENT DAILY USAGE
08/05/2022 - 10/06/2022	62	98	1.5806

METER READING PERIOD	DAYS IN READING PERIOD	2013 USAGE	2013 DAILY USAGE
08/12/2013 - 10/07/2013	56	134	2.3929
10/07/2013 - 12/04/2013	58	93	1.6034
12/11/2012 - 02/06/2013	57	7	0.1228

Utility payments can now be made online through Paymentus at the City of Clovis website <http://www.cityofclovis.com> or by calling (877) 281-4366.

RECEIVED  
NOV 16 2022  
BY: 603100

BILLING SUMMARY	
Previous Balance	154.00
New Charges Since Last Billing	
RESIDENTIAL LNDSCP 1	156.82
Adjustments	0.00
Payments	-154.00
<b>TOTAL DUE</b>	<b>\$ 156.82</b>

Account balances greater than \$25.00 are not considered current and are subject to late and delinquency fees.

SEE OTHER SIDE FOR ADDITIONAL INFORMATION

State Farm Payment Plan  
PO Box 52265  
Phoenix AZ 85072-2265

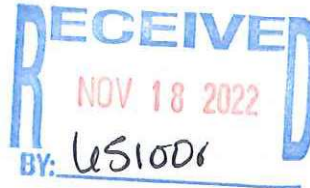
AT1 001245 0006 1036-3217-12 55-0AED

ASSESSMENT DIST 1995-1  
ATTN: REGENCY PROPERTY MGMT  
331 W SHIELDS AVE  
FRESNO CA 93705-4106

### Notice of Payment Due

State Farm Payment Plan: 1036-3217-12  
Accountholder Name: ASSESSMENT DIST 1995-1

**Total Amount Due: \$642.99**  
**Due By: December 9, 2022**



Agent Kevin Lowry  
3644 E Ashlan Ave  
Fresno CA 93726-2161  
Phone: 559-274-9262

### Important Information

- This premium notice is the only one you will receive. Please pay by the due date.
- Changes and payments made after November 9, 2022 will be reflected on a subsequent billing notice.
- If you have any questions or would like to discuss other State Farm products, your agent is ready to assist you.

**Thanks for letting us serve you!**

PAID NOV 29 2022  
ACH

ENTERED NOV 21 2022

AD 1 229.64  
AD 2 413.35

77619

SFPP Account 1036-3217-12

Page 1 of 2

Prepared November 9, 2022

↓ Please fold and tear here ↓

### Ways to Pay



Online  
PC or  
mobile devices



Mobile  
Use State Farm  
mobile app



Mail  
Send us  
a check



Call  
Automated Line: 1-800-440-0998  
Your agent: 559-274-9262



Walk In  
See your  
State Farm Agent

Key code: 4845880793

If you have moved, please contact your agent.



Accountholder: ASSESSMENT DIST 1995-1  
SFPP Account Number: 1036-3217-12

**Amount Due: \$642.99**

**Please pay by December 9, 2022**

Make payment to State Farm

1200212309

State Farm Insurance Companies  
P.O. Box 680001  
Dallas, TX 75368-0001



For Office Use Only

SFPP Bill	\$642.99	1230
-----------	----------	------

500236400064299 800103632171211312>

**EXPERT GATE REPAIR LLC**

PO Box 790  
Caddo Mills, TX 75135 US  
expertgaterepair@yahoo.com

**INVOICE**

BILL TO  
Renaissance C/O Regency  
Clovis, CA

INVOICE 13663  
DATE 11/17/2022  
TERMS Net 30  
DUE DATE 12/17/2022

DATE	ACTIVITY	DESCRIPTION	QTY	RATE	AMOUNT
	Labor	Back gate stuck open. Found fire switch locked on . Reset, adjusted and tested gate.	1	140.00	140.00

---

SUBTOTAL	140.00
TAX	0.00
TOTAL	140.00

---

BALANCE DUE **\$140.00**

PAID NOV 29 2022

AV47

ENTERED NOV 22 2022





# INVOICE

Regency Property Management  
Renaissance  
331 W. Shields Ave  
Fresno CA 93705

Customer #: 21792174  
Invoice #: 8179224  
Invoice Date: 12/1/2022  
Cust PO #:

Job Number	Description	Amount
311800094	RENAISSANCE Landscape Maintenance For December	465.35
311800094	RENAISSANCE 3.90% Fuel Surcharge For December	18.15
PAID DEC 06 2022 A \$50		
Total invoice amount		483.50
Tax amount		
Balance due		483.50

Terms: Net 15 Days

If you have any questions regarding this invoice, please call 559-453-1670

Please detach stub and remit with your payment

## Payment Stub

Customer Account#: 21792174  
Invoice #: 8179224  
Invoice Date: 12/1/2022

Amount Due: \$483.50

Thank you for allowing us to serve you

Please reference the invoice # on your check  
and make payable to:

Regency Property Management  
Renaissance  
331 W. Shields Ave  
Fresno CA 93705

BrightView Landscape Services, Inc.  
P.O. Box 31001-2463  
Pasadena, CA 91110-2463

RECEIVED NOV 30 2022  
ENTERED DEC 01 2022

# Check Worksheet

**Vendor:** Regency Property Management  
**Address:** 331 W. Shields Ave  
Fresno, CA 93705  
**Bank:** 77619 Blackhorse Estates III -FFB  
**Memo:** Management fees for multiple properties.

**Check #:** 537  
**Date:** 12/15/2022  
**Status:** Printed  
**Cleared:** Yes  
**Amount:** 5,700.00

## Ledger Breakdown

Property	Unit	1099	Expense Account	Memo	Amount
AD Area 2		<input type="checkbox"/>	65000 Management Fees		3,465.00
AD Area 1		<input type="checkbox"/>	65000 Management Fees		2,235.00
					5,700.00

GUARDIAN WESTERN SWEEPING, INC.

4961 E. LANSING WAY  
FRESNO, CA 93727-7408

# Invoice

DATE	INVOICE #
11/30/2022	376190

BILL TO
RENAISSANCE (BLACKHORSE ESTATES) C/O REGENCY PROPERTY MANAGEMENT 331 W. SHIELDS AVE FRESNO, CA 93705

PROPERTY
THE RENAISSANCE COLLECTION (BY BLACKHORSE ESTATES) MINNEWAWA SOUTH OF ALLUVIAL CLOVIS, CA

TERMS	DUE DATE	ACCOUNT #
Net 30	12/30/2022	RGS004

DESCRIPTION	PHOTO	AMOUNT
POWER SWEEPING 1X BI-MONTHLY - JAN., MARCH, MAY, JULY, SEPT. & NOV. MONTHS OF SERVICE - BLACK HORSE "RENAISSANCE" (BILLED MONTHLY AT HALF BI-MONTHLY RATE) FUEL RECOVERY FEE	JUNE	93.50  3.74
ENTERED DEC 06 2022	PAID DEC 16 2022 AV52	
RECEIVED DEC 06 2022		

STARTING JUNE 2022 A 4% FUEL SURCHARGE WILL BE IMPLEMENTED TO  
ALL REGULAR SERVICE INVOICE.

Invoice number must be written on remittance to process payment.  
All invoices are dated the last day of service month.

**Total** \$97.24

THANK YOU FOR YOUR BUSINESS!

Phone: 559-291-1890  
Fax: 559-291-1892  
Website: [www.guardianwestern.com](http://www.guardianwestern.com)

E-MAIL
<a href="mailto:service@guardianwestern.com">service@guardianwestern.com</a>



# ENERGY STATEMENT

[www.pge.com/MyEnergy](http://www.pge.com/MyEnergy)

Account No: 3077447206-9

Statement Date: 12/01/2022

Due Date: 12/19/2022

## Service For:

ASSESSMENT DISTRICT C/O WESTCO  
EQUITIES  
543 N MINNEAWA AVE  
CLOVIS, CA 93611

## Your Account Summary

Credit Balance on Previous Statement	-14.88
Payment(s) Received Since Last Statement	-17.27
Outstanding Credit Balance	-32.15
Current Electric Charges	\$47.13

## Questions about your bill?

Business Specialist available:  
Mon-Fri: 7am to 6pm  
1-800-468-4743  
[www.pge.com/MyEnergy](http://www.pge.com/MyEnergy)

**Total Amount Due by 12/19/2022**

**\$14.98**

PAID DEC 16 2022

CK536

## Ways To Pay

[www.pge.com/waystopay](http://www.pge.com/waystopay)

## Your Enrolled Programs

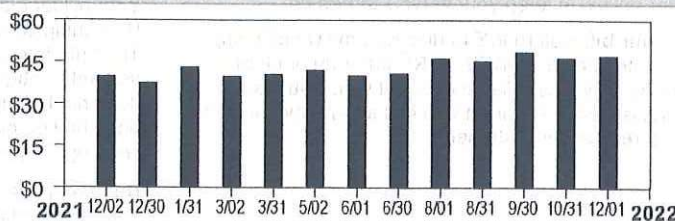
Peak Day Pricing Plan

ENTERED DEC 10 2022

AD Arval

## Electric Monthly Billing History

### Daily Usage Comparison

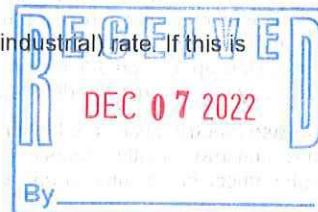


Visit [www.pge.com/MyEnergy](http://www.pge.com/MyEnergy) for a detailed bill comparison

1 Year Ago Period	Last Period	Current Period
3.85	3.87	3.95
Electric kWh / Day		

## Important Messages

**Your commercial electricity rate** Your electricity usage is currently billed on a non-residential (commercial or industrial) rate. If this is incorrect, please call us at 1-800-468-4743.







# ENERGY STATEMENT

www.pge.com/MyEnergy

Account No: 3077447206-9  
Statement Date: 12/01/2022  
Due Date: 12/19/2022

## Details of Electric Charges

10/31/2022 - 11/30/2022 (31 billing days)

Service For: 543 N MINNEWAWA AVE  
Service Agreement ID: 3077447910 GATE PEDESTAL  
Rate Schedule: B1 Bus Low Use  
Enrolled Programs: Peak Day Pricing Plan

10/31/2022 - 11/30/2022

Customer Charge	31 days @ \$0.32854	\$10.18
Energy Charges		
Peak	33.195400 kWh @ \$0.31285	10.39
Off Peak	89.362100 kWh @ \$0.29674	26.52
Energy Commission Tax		0.04
		<b>\$47.13</b>

## Service Information

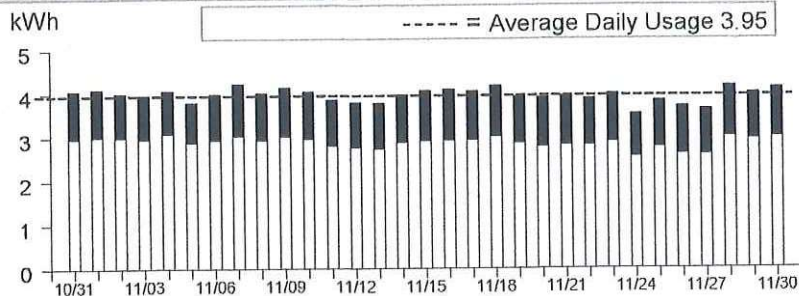
Meter #	1005685883
Total Usage	122.557500 kWh
Serial	H
Rotating Outage Block	11F

## Additional Messages

Your electricity bill for this month reflects a credit amount from your last bill, which may be due in part to the California Climate Credit included in the "Adjustments" section of last month's electricity bill.

From March 1, 2022 to February 28, 2023, the Wildfire Fund Charge is offset by \$0.00109/kWh to reflect excess funds from the Department of Water Resources (DWR) Bond charge. The Wildfire Fund Charge is also offset by an additional \$0.00084/kWh during this same period for excess funds from the DWR Power charge. These charges were included in your electric charges prior to 2021 and were related to bonds issued and energy provided to customers by DWR during the 2000-2001 California energy crisis.

## Electric Usage This Period: 122.557500 kWh, 31 billing days



	Usage	Energy Charges
Peak <sup>1</sup>	27.08%	\$10.39
Part Peak <sup>2</sup>	0.00%	\$0.00
Off Peak <sup>3</sup>	72.92%	\$26.52
Super Off Peak <sup>4</sup>	0.00%	\$0.00

<sup>1</sup>Peak: Year-round, Daily, 4:00pm-9:00pm

<sup>2</sup>Part Peak: Summer, 6/1-9/30, Daily, 2:00pm-4:00pm and 9:00pm-11:00pm

<sup>3</sup>Off Peak: Summer, 6/1-9/30, Daily, 11:00pm-2:00pm  
Winter, 10/1-2/28, Daily, 9:00pm-4:00pm

Winter, 3/1-5/31, Daily, 9:00pm-9:00am and 2:00pm-4:00pm

<sup>4</sup>Super Off Peak: Winter, Daily, 3/1-5/31, 9:00am-2:00pm



Visit [www.pge.com/MyEnergy](http://www.pge.com/MyEnergy) for a detailed bill comparison.



# ENERGY STATEMENT

www.pge.com/MyEnergy

Account No: 3035780542-0  
Statement Date: 12/01/2022  
Due Date: 12/19/2022

## Service For:

ASSESSMENT DISTRICT C/O WESTCO  
EQUITIES  
541 N MINNEAWA AVE  
CLOVIS, CA 93611

## Your Account Summary

Credit Balance on Previous Statement	- \$67.37
Payment(s) Received Since Last Statement	0.00
Outstanding Credit Balance	- \$67.37
Current Electric Charges	\$10.24

## Questions about your bill?

Business Specialist available:  
Mon-Fri: 7am to 6pm  
1-800-468-4743  
www.pge.com/MyEnergy

## CREDIT BALANCE - NO PAYMENT DUE

- \$57.13



## Ways To Pay

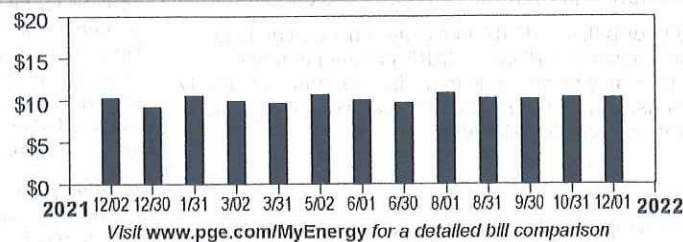
www.pge.com/waystopay

## Your Enrolled Programs

Peak Day Pricing Plan

## Electric Monthly Billing History

### Daily Usage Comparison



1 Year Last Current  
Ago Period Period

N/A 0.01 0.01

Electric kWh / Day

Visit www.pge.com/MyEnergy for a detailed bill comparison

## Important Messages

**Your commercial electricity rate** Your electricity usage is currently billed on a non-residential (commercial or industrial) rate. If this is incorrect, please call us at 1-800-468-4743.

No payment is due. Please retain for your records. Thank you.

999030357805420000000010240000000000



Account Number:  
**3035780542-0**

Total Amount Due:  
**No Payment Due**

991860022763 01 AV 0.45 138 4416 3  
ASSESSMENT DISTRICT C/O WESTCO EQUITIES  
331 W SHIELDS AVE  
FRESNO, CA 93705-4106

PG&E  
BOX 997300  
SACRAMENTO, CA 95899-7300







# ENERGY STATEMENT

www.pge.com/MyEnergy

Account No: 3035780542-0  
Statement Date: 12/01/2022  
Due Date: 12/19/2022

## Details of Electric Charges

10/31/2022 - 11/30/2022 (31 billing days)

Service For: 541 N MINNEWAWA AVE

Service Agreement ID: 3035780820 LANDSCAPE PEDESTAL

Rate Schedule: B1 Bus Low Use

Enrolled Programs: Peak Day Pricing Plan

10/31/2022 - 11/30/2022

Customer Charge	31 days @ \$0.32854	\$10.18
Energy Charges		
Off Peak	0.194660 kWh @ \$0.29674	0.06
		<b>\$10.24</b>

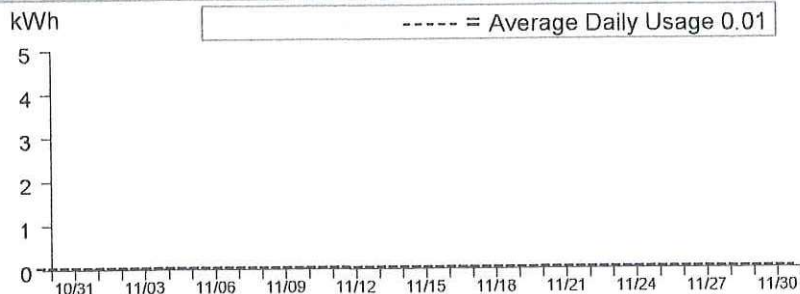
## Service Information

Meter #	1005685850
Total Usage	0.194770 kWh
Serial	H
Rotating Outage Block	2A

## Additional Messages

Your electricity bill for this month reflects a credit amount from your last bill, which may be due in part to the **California Climate Credit** included in the "Adjustments" section of last month's electricity bill.

## Electric Usage This Period: 0.194770 kWh, 31 billing days



	Usage	Energy Charges
<span style="display:inline-block; width:10px; height:10px; background-color:black;"></span> Peak <sup>1</sup>	0.00%	\$0.00
<span style="display:inline-block; width:10px; height:10px; background-color:orange;"></span> Part Peak <sup>2</sup>	0.00%	\$0.00
<span style="display:inline-block; width:10px; height:10px; background-color:white;"></span> Off Peak <sup>3</sup>	100.00%	\$0.06
<span style="display:inline-block; width:10px; height:10px; background-color:lightgreen;"></span> Super Off Peak <sup>4</sup>	0.00%	\$0.00

<sup>1</sup>Peak: Year-round, Daily, 4:00pm-9:00pm

<sup>2</sup>Part Peak: Summer, 6/1-9/30, Daily, 2:00pm-4:00pm and 9:00pm-11:00pm

<sup>3</sup>Off Peak: Summer, 6/1-9/30, Daily, 11:00pm-2:00pm

Winter, 10/1-2/28, Daily, 9:00pm-4:00pm

Winter, 3/1-5/31, Daily, 9:00pm-9:00am and 2:00pm-4:00pm

<sup>4</sup>Super Off Peak: Winter, Daily, 3/1-5/31, 9:00am-2:00pm



Visit [www.pge.com/MyEnergy](http://www.pge.com/MyEnergy) for a detailed bill comparison.



# ENERGY STATEMENT

www.pge.com/MyEnergy

Account No: 3077447206-9

Statement Date: 10/31/2022

Due Date: 11/17/2022

## Service For:

ASSESSMENT DISTRICT C/O WESTCO  
EQUITIES  
543 N MINNEAWA AVE  
CLOVIS, CA 93611 *Black horse*

## Your Account Summary

Amount Due on Previous Statement	\$17.27
Payment(s) Received Since Last Statement	0.00
Previous Unpaid Balance	\$17.27
Current Electric Charges	\$46.45
Electric Adjustments	-78.60

## Questions about your bill?

Business Specialist available:  
Mon-Fri: 7am to 6pm  
1-800-468-4743  
www.pge.com/MyEnergy

**CREDIT BALANCE - NO PAYMENT  
DUE**

**-\$14.88**



## Ways To Pay

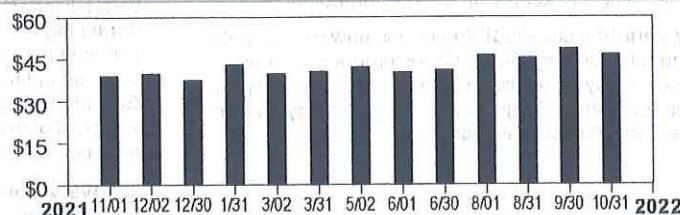
www.pge.com/waystopay

## Your Enrolled Programs

### Peak Day Pricing Plan

## Electric Monthly Billing History

### Daily Usage Comparison



1 Year Ago	Last Period	Current Period
3.75	3.79	3.88
Electric kWh / Day		

Visit [www.pge.com/MyEnergy](http://www.pge.com/MyEnergy) for a detailed bill comparison

RECEIVED NOV 14 2022

No payment is due. Please retain for your records. Thank you.

999030774472069000000464500000000000



Account Number:  
**3077447206-9**

Total Amount Due:  
**No Payment Due**

967110023068 01 AV 0.45 147 5270 3

ASSESSMENT DISTRICT C/O WESTCO EQUITIES  
331 W SHIELDS AVE  
FRESNO, CA 93705-4106

PG&E  
BOX 997300  
SACRAMENTO, CA 95899-7300







# ENERGY STATEMENT

www.pge.com/MyEnergy

Account No: 3077447206-9

Statement Date: 10/31/2022

Due Date: 11/17/2022

## Details of Electric Charges

09/30/2022 - 10/30/2022 (31 billing days)

Service For: 543 N MINNEAWAWA AVE

Service Agreement ID: 3077447910 GATE PEDESTAL

Rate Schedule: B1 Bus Low Use

Enrolled Programs: Peak Day Pricing Plan

### 09/30/2022

Customer Charge	1 days @ \$0.32854	\$0.33
Energy Charges		
Peak	0.866800 kWh @ \$0.38827	0.34
Part Peak	0.664200 kWh @ \$0.33904	0.23
Off Peak	2.400100 kWh @ \$0.31824	0.76
PDP Program Details		
Peak Usage Credits	0.866800 kWh @ -\$0.05667	-0.05
Part Peak Usage Credits	0.664200 kWh @ -\$0.01683	-0.01

### 10/01/2022 - 10/30/2022

Customer Charge	30 days @ \$0.32854	\$9.86
Energy Charges		
Peak	27.399100 kWh @ \$0.31285	8.57
Off Peak	88.941400 kWh @ \$0.29674	26.39
Energy Commission Tax		0.03

**\$46.45**

## Adjustments

CA Climate Credit	-39.30
CA Climate Credit	-39.30

**Total Adjustments - \$78.60**

## Service Information

Meter #	1005685883
Total Usage	120.271600 kWh
Serial	H
Rotating Outage Block	11F

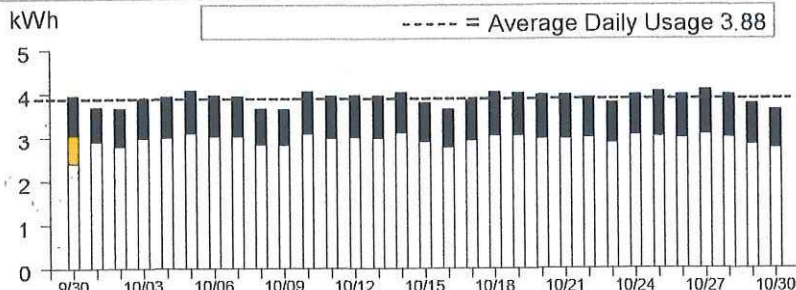
## Additional Messages

### CA Climate Credit -

You received a Climate Credit on this month's electric bill. For more information about this California Climate Credit, visit [www.cpuc.ca.gov/smallbusinessclimatecredit](http://www.cpuc.ca.gov/smallbusinessclimatecredit)

From March 1, 2022 to February 28, 2023, the Wildfire Fund Charge is offset by \$0.00109/kWh to reflect excess funds from the Department of Water Resources (DWR) Bond charge. The Wildfire Fund Charge is also offset by an additional \$0.00084/kWh during this same period for excess funds from the DWR Power charge. These charges were included in your electric charges prior to 2021 and were related to bonds issued and energy provided to customers by DWR during the 2000-2001 California energy crisis.

## Electric Usage This Period: 120.271600 kWh, 31 billing days



	Usage	Energy Charges
Peak <sup>1</sup>	23.50%	\$8.91
Part Peak <sup>2</sup>	0.56%	\$0.23
Off Peak <sup>3</sup>	75.94%	\$27.15
Super Off Peak <sup>4</sup>	0.00%	\$0.00

<sup>1</sup>Peak: Year-round, Daily, 4:00pm-9:00pm

<sup>2</sup>Part Peak: Summer, 6/1-9/30, Daily, 2:00pm-4:00pm and 9:00pm-11:00pm

<sup>3</sup>Off Peak: Summer, 6/1-9/30, Daily, 11:00pm-2:00pm

Winter, 10/1-2/28, Daily, 9:00pm-4:00pm

Winter, 3/1-5/31, Daily, 9:00pm-9:00am and 2:00pm-4:00pm

<sup>4</sup>Super Off Peak: Winter, Daily, 3/1-5/31, 9:00am-2:00pm



Visit [www.pge.com/MyEnergy](http://www.pge.com/MyEnergy) for a detailed bill comparison.





# ENERGY STATEMENT

www.pge.com/MyEnergy

Account No: 3035780542-0  
Statement Date: 10/31/2022  
Due Date: 11/17/2022

## Service For:

ASSESSMENT DISTRICT C/O WESTCO  
EQUITIES  
541 N MINNEWAWA AVE  
CLOVIS, CA 93611

*Blackhorse*

## Your Account Summary

Amount Due on Previous Statement	\$0.88
Payment(s) Received Since Last Statement	0.00
Previous Unpaid Balance	\$0.88
Current Electric Charges	\$10.35
Electric Adjustments	-78.60

## Questions about your bill?

Business Specialist available:  
Mon-Fri: 7am to 6pm  
1-800-468-4743  
www.pge.com/MyEnergy

## Ways To Pay


www.pge.com/waystopay

## Your Enrolled Programs

Peak Day Pricing Plan

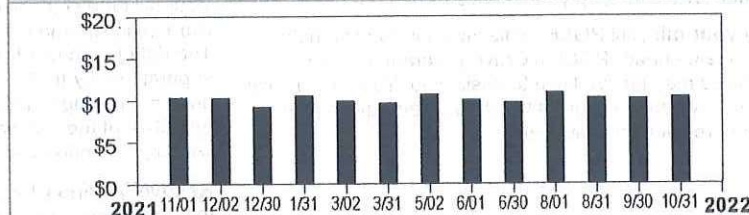
**CREDIT BALANCE - NO PAYMENT  
DUE**

**-\$67.37**



## Electric Monthly Billing History

### Daily Usage Comparison



Visit [www.pge.com/MyEnergy](http://www.pge.com/MyEnergy) for a detailed bill comparison

No payment is due. Please retain for your records. Thank you.

999030357805420000000010350000000000

RECEIVED NOV 4 2022



Account Number:  
**3035780542-0**

Total Amount Due:  
**No Payment Due**

967110023073 01 AV 0.45 147 5275 3

ASSESSMENT DISTRICT C/O WESTCO EQUITIES  
331 W SHIELDS AVE  
FRESNO, CA 93705-4106

PG&E  
BOX 997300  
SACRAMENTO, CA 95899-7300





# ENERGY STATEMENT

www.pge.com/MyEnergy

Account No: 3035780542-0  
Statement Date: 10/31/2022  
Due Date: 11/17/2022

## Details of Electric Charges

09/30/2022 - 10/30/2022 (31 billing days)

Service For: 541 N MINNEAWAWA AVE

Service Agreement ID: 3035780820 LANDSCAPE PEDESTAL

Rate Schedule: B1 Bus Low Use

Enrolled Programs: Peak Day Pricing Plan

### 09/30/2022

Customer Charge 1 days @ \$0.32854 \$0.33

### 10/01/2022 - 10/30/2022

Customer Charge 30 days @ \$0.32854 \$9.86

Energy Charges

Off Peak 0.543940 kWh @ \$0.29674 0.16

**\$10.35**

## Adjustments

CA Climate Credit -\$39.30

CA Climate Credit -39.30

**Total Adjustments -\$78.60**

## Service Information

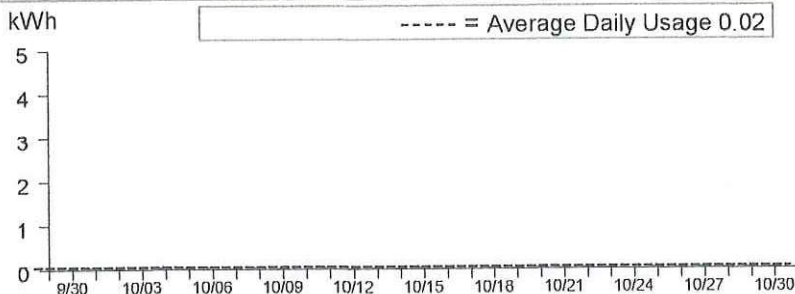
Meter # 1005685850  
Total Usage 0.554510 kWh  
Serial H  
Rotating Outage Block 2A

## Additional Messages

### CA Climate Credit -

You received a Climate Credit on this month's electric bill. For more information about this California Climate Credit, visit [www.cpuc.ca.gov/smallbusinessclimatecredit](http://www.cpuc.ca.gov/smallbusinessclimatecredit)

## Electric Usage This Period: 0.554510 kWh, 31 billing days



	Usage	Energy Charges
<span style="display:inline-block; width:10px; height:10px; background-color:black;"></span> Peak <sup>1</sup>	0.00%	\$0.00
<span style="display:inline-block; width:10px; height:10px; background-color:orange;"></span> Part Peak <sup>2</sup>	0.00%	\$0.00
<span style="display:inline-block; width:10px; height:10px; background-color:white; border:1px solid black;"></span> Off Peak <sup>3</sup>	100.00%	\$0.16
<span style="display:inline-block; width:10px; height:10px; background-color:lightgreen;"></span> Super Off Peak <sup>4</sup>	0.00%	\$0.00

<sup>1</sup>Peak: Year-round, Daily, 4:00pm-9:00pm

<sup>2</sup>Part Peak: Summer, 6/1-9/30, Daily, 2:00pm-4:00pm and 9:00pm-11:00pm

<sup>3</sup>Off Peak: Summer, 6/1-9/30, Daily, 11:00pm-2:00pm

Winter, 10/1-2/28, Daily, 9:00pm-4:00pm

Winter, 3/1-5/31, Daily, 9:00pm-9:00am and 2:00pm-4:00pm

<sup>4</sup>Super Off Peak: Winter, Daily, 3/1-5/31, 9:00am-2:00pm



Visit [www.pge.com/MyEnergy](http://www.pge.com/MyEnergy) for a detailed bill comparison.





# ENERGY STATEMENT

www.pge.com/MyEnergy

Account No: 1199050206-1  
Statement Date: 11/23/2022  
Due Date: 12/12/2022

## Service For:

ASSESSMENT DISTRICT C/O WESTCO  
EQUITIES  
501 N MINNEWAWA AVE  
CLOVIS, CA 93611

## Your Account Summary

Credit Balance on Previous Statement	- \$62.83
Payment(s) Received Since Last Statement	0.00
Outstanding Credit Balance	- \$62.83
Current Electric Charges	\$15.54

## Questions about your bill?

Business Specialist available:  
Mon-Fri: 7am to 6pm  
1-800-468-4743  
www.pge.com/MyEnergy

## Ways To Pay

www.pge.com/waystopay

## Your Enrolled Programs

Peak Day Pricing Plan

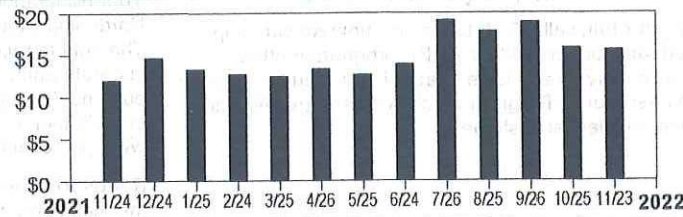
**CREDIT BALANCE - NO PAYMENT  
DUE**

**-\$47.29**

RECEIVED  
NOV 30 2022  
BY:

## Electric Monthly Billing History

Daily Usage Comparison



Visit www.pge.com/MyEnergy for a detailed bill comparison

## Important Messages

Your commercial electricity rate Your electricity usage is currently billed on a non-residential (commercial or industrial) rate. If this is incorrect, please call us at 1-800-468-4743.

No payment is due. Please retain for your records. Thank you.

9990119905020610000001554000000000



Account Number:  
**1199050206-1**

Total Amount Due:  
**No Payment Due**

986780010418 01 AV 0.45 68 5246 2

ASSESSMENT DISTRICT C/O WESTCO EQUITIES  
331 W SHIELDS AVE  
C/O REGENCY  
FRESNO, CA 93705-4106

PG&E  
BOX 997300  
SACRAMENTO, CA 95899-7300



# ENERGY STATEMENT

www.pge.com/MyEnergy

Account No: 1199050206-1  
Statement Date: 11/23/2022  
Due Date: 12/12/2022

## Details of Electric Charges

10/25/2022 - 11/22/2022 (29 billing days)

Service For: 501 N MINNEWAWA AVE  
Service Agreement ID: 1199050502 GATE PEDESTAL  
Rate Schedule: B1 Bus Low Use  
Enrolled Programs: Peak Day Pricing Plan

10/25/2022 - 11/22/2022

Customer Charge	29 days @ \$0.32854	\$9.53
Energy Charges		
Peak	4.653800 kWh @ \$0.31285	1.46
Off Peak	15.308200 kWh @ \$0.29674	4.54
Energy Commission Tax		0.01
		<b>\$15.54</b>

## Service Information

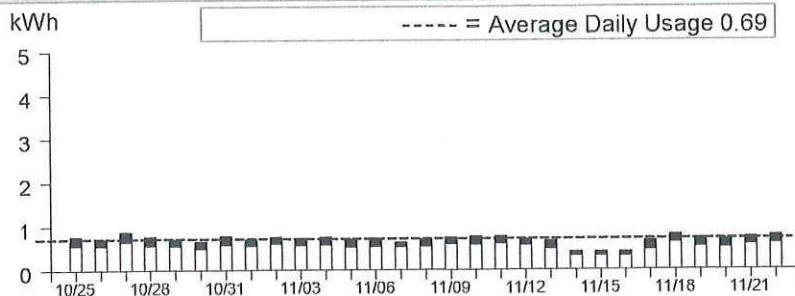
Meter #	1004466468
Total Usage	19.962000 kWh
Serial	C
Rotating Outage Block	2A

## Additional Messages

Your electricity bill for this month reflects a credit amount from your last bill, which may be due in part to the **California Climate Credit** included in the "Adjustments" section of last month's electricity bill.

From March 1, 2022 to February 28, 2023, the Wildfire Fund Charge is offset by \$0.00109/kWh to reflect excess funds from the Department of Water Resources (DWR) Bond charge. The Wildfire Fund Charge is also offset by an additional \$0.00084/kWh during this same period for excess funds from the DWR Power charge. These charges were included in your electric charges prior to 2021 and were related to bonds issued and energy provided to customers by DWR during the 2000-2001 California energy crisis.

## Electric Usage This Period: 19.962000 kWh, 29 billing days



	Usage	Energy Charges
<span style="display:inline-block; width:10px; height:10px; background-color:black;"></span> <b>Peak<sup>1</sup></b>	23.31%	\$1.46
<span style="display:inline-block; width:10px; height:10px; background-color:orange;"></span> <b>Part Peak<sup>2</sup></b>	0.00%	\$0.00
<span style="display:inline-block; width:10px; height:10px; background-color:white; border:1px solid black;"></span> <b>Off Peak<sup>3</sup></b>	76.69%	\$4.54
<span style="display:inline-block; width:10px; height:10px; background-color:lightgreen;"></span> <b>Super Off Peak<sup>4</sup></b>	0.00%	\$0.00

<sup>1</sup>Peak: Year-round, Daily, 4:00pm-9:00pm

<sup>2</sup>Part Peak: Summer, 6/1-9/30, Daily, 2:00pm-4:00pm and 9:00pm-11:00pm

<sup>3</sup>Off Peak: Summer, 6/1-9/30, Daily, 11:00pm-2:00pm  
Winter, 10/1-2/28, Daily, 9:00pm-4:00pm

Winter, 3/1-5/31, Daily, 9:00pm-9:00am and 2:00pm-4:00pm

<sup>4</sup>Super Off Peak: Winter, Daily, 3/1-5/31, 9:00am-2:00pm



Visit [www.pge.com/MyEnergy](http://www.pge.com/MyEnergy) for a detailed bill comparison.





CHECK REQUEST

Property: Renaissance

Owner Name:

Amount: \$ 108.03

Payee: Regency Property Mgmt

Description: ATT Bill

Checked needed by: ASAP

Approved: Allison

Date: 12/22/22

ENTERED DEC 30 2022

12/30/22  
**PAID**  
AD 1



REGENCY PROPERTY MANAGEMENT  
C/O RENAISSANCE  
331 W SHIELDS AVE  
FRESNO CA 93705 - 4105

Page 1 of 2  
Account Number 559 297-9317 462 8  
Billing Date Nov 19, 2022  
Web Site att.com

# Monthly Statement

All the best from us

Let us help connect you to our great deals for internet, wireless and other premium services. Call 866.259.3753.

Business customers: 800.321.2000.

## Bill-At-A-Glance

Previous Bill	108.41
Payment Received 11-09 Thank you!	108.41CR
Adjustments	.00
Balance	.00
Current Charges	108.03

**Amount to be Debited \$108.03**

Your Credit Card will be Debited by Dec 14, 2022

## Billing Summary

Online: att.com/myatt	Page	
Plans and Services	1	108.03
1 800 750-2355		
<b>Total Current Charges</b>		<b>108.03</b>

## Plans and Services

### Monthly Service - Nov 19 thru Dec 18

Service is billed in advance from the 19th of each month.

1. Bus Local Calling Unlimited A	80.00
Measured Rate Business Service	
Unlimited Local Usage	
Call Forwarding	
Caller ID	
Three-Way Calling	
2. Your Listing Is Not Published	1.75
<b>Total Monthly Service</b>	<b>81.75</b>

### Additions and Changes to Service

This section of your bill reflects charges and credits resulting from account activity.

Charges for 559 297-9317

Order No. 66666666

Item No.	Description	Quantity	Monthly Rate	Amount Billed
	<b>Rates Changed</b>			
	(Monthly Charges are Prorated from Oct 1, 2022 to your Billing Date, Nov 19, 2022)			
3.	Rate Change	1	.27	.43CR
	Federal Subscriber Line Charge			

### Company Fees and Surcharges

4.	Federal Subscriber Line Charge			8.59
5.	State Regulatory Fee			.45
6.	Federal Universal Service Fee			3.29
7.	Cost Assessment Charge			4.10
<b>Total Company Fees and Surcharges</b>				<b>16.43</b>

### Government Fees and Taxes

8.	CA High Cost Fund Surcharge - A:			.60
9.	CA High Cost Fund-B and CA Advanced Svc Fund			.88
10.	California Teleconnect Fund Surcharge			.66
11.	Universal Lifeline Telephone Service Surcharge			4.07
12.	CA Relay Service and Communications Devices Fund			.96
13.	State E911 Surcharge			.30
14.	Federal			2.81
<b>Total Government Fees and Taxes</b>				<b>10.28</b>

### Total Plans and Services

108.03

## News You Can Use Summary

- PREVENT DISCONNECT
- CARRIER INFORMATION
- COST ASSESSMENT CHRG
- FEES AND SURCHARGES
- WHITE PAGE DIRECTORY
- STILL GETTING PAPER?

See "News You Can Use" for additional information

Local Services provided by AT&T California or AT&T Nevada based upon the service address location.

GO GREEN - Enroll in paperless billing.

## December 2022

<b>Report Title</b>	<b>Page #</b>
* Balance Sheet	1
* Profit & Loss Statement	2 - 3
* Budget Comparison	4
* Cash Flow	5
* General Ledger	6 - 7
* All Receipts Deposited	8
* Aged Payables	9
* Check/Deposit Listing	10
* Transaction Documents	11 - 46



# Balance Sheet

Property: Country View - (81) Blackhorse

As of 12/31/22 (cash basis)

## ASSETS

Bank	
77619 Blackhorse Estates III -FFB	-908.58
Total Bank	-908.58
<b>TOTAL ASSETS</b>	<b>-908.58</b>

## LIABILITIES & EQUITY

### Liabilities

Other Current Liability	
2003 Owner Contributions	91,590.25
Total Other Current Liability	91,590.25
<b>Total Liabilities</b>	<b>91,590.25</b>

### Equity

3000 Net Income	-20,590.06
3001 Retained Earnings	-82,003.48
3042 Blackstone Crossroads LLC Draws	10,094.71
Total Equity	-92,498.83
<b>TOTAL LIABILITIES &amp; EQUITY</b>	<b>-908.58</b>

# Profit & Loss 12 Month Recap

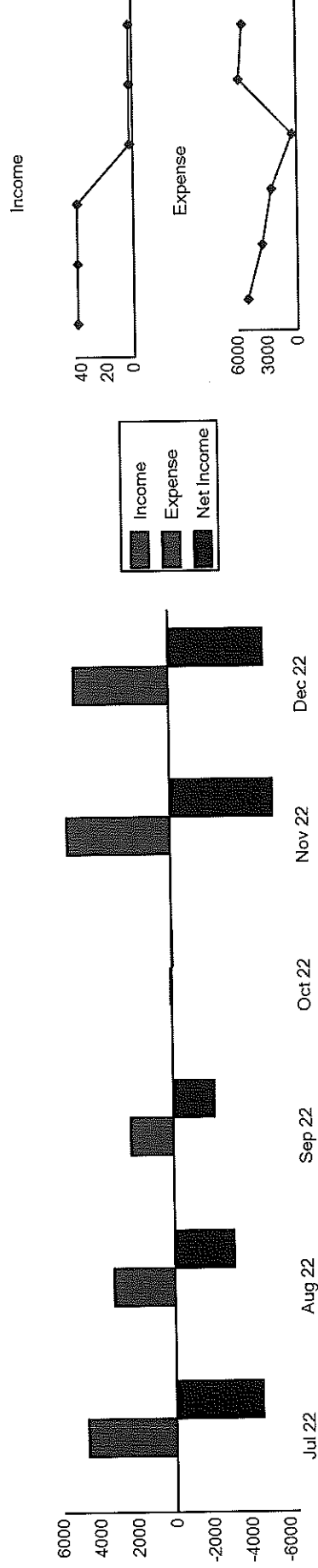
Property: Country View - (81) Blackhorse

Monthly recap 07/01/22 - 12/31/22 (cash basis)

	JUL 22	AUG 22	SEP 22	OCT 22	NOV 22	DEC 22	TOTAL
<b>INCOME</b>							
4406 Keys & Transmitters	40.00	40.00	40.00	0.00	0.00	0.00	120.00
<b>TOTAL INCOME</b>	<b>40.00</b>	<b>40.00</b>	<b>40.00</b>	<b>0.00</b>	<b>0.00</b>	<b>0.00</b>	<b>120.00</b>
<b>EXPENSE</b>							
60004 Bank Fees	10.00	0.00	0.00	0.00	0.00	0.00	10.00
61200 City Administration Costs	0.00	32.12	74.60	74.31	12.48	0.00	193.51
62600 Miscellaneous/Contingency Repairs	0.00	0.00	0.00	0.00	1,176.89	595.10	1,771.99
62100 Electronic Gate Maintenance	0.00	240.00	0.00	0.00	0.00	140.00	380.00
64000 Landscape Maintenance	541.08	1,096.94	0.00	0.00	1,707.92	628.46	3,974.40
61900 Telephone	104.87	0.00	169.01	0.00	0.00	35.61	309.49
62150 Street Sweep Service	160.16	160.16	0.00	0.00	160.16	160.16	640.64
63100 Water, Sewer	70.14	0.00	76.45	0.00	1,985.42	0.00	2,132.01
63000 Electrical Power for Gate and Streetlight	0.00	10.54	669.44	60.49	0.00	0.00	740.47
65000 District Administrator	3,759.51	1,253.17	1,253.17	0.00	0.00	3,465.00	9,730.85
65100 Insurance	0.00	413.35	0.00	0.00	413.35	0.00	826.70
<b>TOTAL EXPENSE</b>	<b>4,645.76</b>	<b>3,206.28</b>	<b>2,242.67</b>	<b>134.80</b>	<b>5,456.22</b>	<b>5,024.33</b>	<b>20,710.06</b>
<b>NET INCOME</b>	<b>-4,605.76</b>	<b>-3,166.28</b>	<b>-2,202.67</b>	<b>-134.80</b>	<b>-5,456.22</b>	<b>-5,024.33</b>	<b>-20,590.06</b>

# NET INCOME SUMMARY

	JUL 22	AUG 22	SEP 22	OCT 22	NOV 22	DEC 22	TOTAL
Income	40.00	40.00	40.00	0.00	0.00	0.00	120.00
Expense	-4,645.76	-3,206.28	-2,242.67	-134.80	-5,456.22	-5,024.33	-20,710.06
NET INCOME	-4,605.76	-3,166.28	-2,202.67	-134.80	-5,456.22	-5,024.33	-20,590.06



# Budget Comparison

Property: Country View - (81) Blackhorse

Comparison Periods: 10/01/22 - 12/31/22 and 07/01/22 - 12/31/22 (cash basis)

	Actual 10/01/22 - 12/31/22	Budget 10/22 - 12/22	\$ Change	% Change	Actual 07/01/22 - 12/31/22	Budget 07/22 - 12/22	\$ Change	% Change
<b>INCOME</b>								
4406 Keys & Transmitters	0.00	0.00	0.00		120.00	0.00	120.00	
<b>TOTAL INCOME</b>	<b>0.00</b>	<b>0.00</b>	<b>0.00</b>		<b>120.00</b>	<b>0.00</b>	<b>120.00</b>	
<b>EXPENSE</b>								
60004 Bank Fees	0.00	0.00	0.00		10.00	0.00	10.00	-87.1 %
61200 City Administration Costs	86.79	750.00	-663.21	-88.4 %	193.51	1,500.00	-1,306.49	254.4 %
62600 Miscellaneous/Contingency Repairs	1,771.99	250.00	1,521.99	608.8 %	1,771.99	500.02	1,271.97	-62.0 %
62100 Electronic Gate Maintenance	140.00	500.01	-360.01	-72.0 %	380.00	1,000.02	-620.02	-8.1 %
64000 Landscape Maintenance	2,336.38	2,162.50	173.88	8.0 %	3,974.40	4,325.02	-350.62	-58.7 %
61900 Telephone	35.61	375.00	-339.39	-90.5 %	309.49	750.00	-440.51	-28.8 %
62150 Street Sweep Service	320.32	450.00	-129.68	-28.8 %	640.64	900.00	-259.36	
63100 Water, Sewer	1,985.42	0.00	1,985.42		2,132.01	0.00	2,132.01	
63000 Electrical Power for Gate and Streetlight	60.49	875.01	-814.52	-93.1 %	740.47	1,750.02	-1,009.55	-57.7 %
65800 County Collection Fees	0.00	3.51	-3.51	-100.0 %	0.00	7.02	-7.02	-100.0 %
65000 District Administrator	3,465.00	3,465.00	0.00	0.0 %	9,730.85	6,930.00	2,800.85	40.4 %
61500 Assessment Engineering	0.00	634.75	-634.75	-100.0 %	0.00	1,269.52	-1,269.52	-100.0 %
65100 Insurance	413.35	400.00	13.35	3.3 %	826.70	800.02	26.68	3.3 %
<b>TOTAL EXPENSE</b>	<b>10,615.35</b>	<b>9,865.78</b>	<b>749.57</b>	<b>7.6 %</b>	<b>20,710.06</b>	<b>19,731.64</b>	<b>978.42</b>	<b>5.0 %</b>
<b>NET INCOME</b>	<b>-10,615.35</b>	<b>-9,865.78</b>	<b>-749.57</b>	<b>-7.6 %</b>	<b>-20,590.06</b>	<b>-19,731.64</b>	<b>-858.42</b>	<b>-4.4 %</b>
<b>NET INCOME SUMMARY</b>								
Income	0.00	0.00	0.00		120.00	0.00	120.00	
Expense	-10,615.35	-9,865.78	-749.57	7.6 %	-20,710.06	-19,731.64	-978.42	5.0 %
Other Income & Expense	0.00	0.00	0.00		0.00	0.00	0.00	
<b>NET INCOME</b>	<b>-10,615.35</b>	<b>-9,865.78</b>	<b>-749.57</b>	<b>-7.6 %</b>	<b>-20,590.06</b>	<b>-19,731.64</b>	<b>-858.42</b>	<b>-4.4 %</b>

# Cash Flow

Property: Country View - (81) Blackhorse  
10/01/22 - 12/31/22 (cash basis)

		<u>% Income</u>
<b>OPERATING ACTIVITIES</b>		
<b>EXPENSE</b>		
61200 City Administration Costs	-86.79	0.00 %
62600 Miscellaneous/Contingency Repairs	-1,771.99	0.00 %
62100 Electronic Gate Maintenance	-140.00	0.00 %
64000 Landscape Maintenance	-2,336.38	0.00 %
61900 Telephone	-35.61	0.00 %
62150 Street Sweep Service	-320.32	0.00 %
63100 Water, Sewer	-1,985.42	0.00 %
63000 Electrical Power for Gate and Streetlights	-60.49	0.00 %
65000 District Administrator	-3,465.00	0.00 %
65100 Insurance	-413.35	0.00 %
<b>TOTAL EXPENSE</b>	<b>-10,615.35</b>	<b>0.00%</b>
<b>Net Income</b>	<b>-10,615.35</b>	<b>0.00 %</b>
<b>Net cash provided by Operating Activities</b>	<b>-10,615.35</b>	
<b>FINANCING ACTIVITIES</b>		
<b>EQUITY</b>		
3042 Blackstone Crossroads LLC Draws	10,094.71	
<b>TOTAL EQUITY</b>	<b>10,094.71</b>	
<b>Net cash provided by Financing Activities</b>	<b>10,094.71</b>	
<b>Net cash increase for period</b>	<b>-520.64</b>	
<b>Cash at beginning of period</b>	<b>-387.94</b>	
<b>Cash at end of period</b>	<b>-908.58</b>	

# General Ledger

Property: Country View - (81) Blackhorse

Detail 10/01/22 - 12/31/22 (cash basis)

Date	Type	Reference	Description	Debit	Credit	Balance
77619	Blackhorse Estates III -FFB (Bank)					-427.94
10/05/22	BNKDEP	D144374	ePay Provider Deposit: Blackhorse Estates III-FFB	40.00		-387.94
10/13/22	CHECK	528	PG&E: 1199050206-1 // 501 N Minnewawa , 6542845756-1 // 1		20.20	-408.14
10/13/22	CHECK	528	PG&E: 1199050206-1 // 501 N Minnewawa , 6542845756-1 // 1		40.29	-448.43
10/19/22	CHECK	529	Regency Property Management: Invoice 38831 / Copies and Po		74.31	-522.74
11/10/22	BNKDEP	D146589	Blackstone Crossroads LLC Draws	10,094.71		9,571.97
11/14/22	CHECK	AV34	BrightView Landscape Service Inc.: Customer 21792158 // Inv		548.46	9,023.51
11/14/22	CHECK	AV37	Guardian Western Sweeping, INC: Invoice: 375762 // Cambridg		160.16	8,863.35
11/14/22	CHECK	AV39	BrightView Landscape Service Inc.: Customer 21792158 // Inv		548.46	8,314.89
11/14/22	CHECK	AV40	BrightView Landscape Service Inc.: 8157086 // Cambridge Coui		275.00	8,039.89
11/14/22	CHECK	AV41	BEAM & Company, Inc.: 10696 // Cambridge Country View		272.50	7,767.39
11/14/22	CHECK	AV42	BrightView Landscape Service Inc.: Inv: 8164799 // Cust: 21792		336.00	7,431.39
11/14/22	CHECK	AV43	BEAM & Company, Inc.: 10742 // Cambridge Country View		322.60	7,108.79
11/16/22	CHECK	531	Regency Property Management: INVOICE 39866 / OCTOBER C		12.48	7,096.31
11/22/22	CHECK	532	City of Clovis: AR00108377 // Street Light Billing		1,901.92	5,194.39
11/22/22	CHECK	533	City of Clovis: 463-422662.01 // Alluvial		83.50	5,110.89
11/29/22	CHECK	ACH	State Farm Insurance: 1036-3217-12 // Blackhorse		413.35	4,697.54
11/29/22	CHECK	AV46	Wild Electric Inc.: S22286 // 129 Oak		581.79	4,115.75
12/06/22	CHECK	535	BEAM Construction & Management: 10742 // 129 Oak Ave		322.60	3,793.15
12/06/22	CHECK	AV48	BrightView Landscape Service Inc.: Acct: 21792158 // Inv: 8194		80.00	3,713.15
12/06/22	CHECK	AV49	BrightView Landscape Service Inc.: Acct: 21792158 // Inv: 8175		548.46	3,164.69
12/06/22	CHECK	AV51	BEAM & Company, Inc.: 10696 // 129 Oak		272.50	2,892.19
12/15/22	CHECK	537	Regency Property Management: Management fees for multiple		3,465.00	-572.81
12/16/22	CHECK	AV53	Guardian Western Sweeping, INC: 376189 // Cambridge Countr		160.16	-732.97
12/29/22	CHECK	AV54	Jason G McIntosh DBA Expert Gate Repair: 13306 // Country Vi		140.00	-872.97
12/30/22	CHECK	ACH	American Express Credit Card: 12/15/22 - Renaissance - AT&T		35.61	-908.58
77619	Blackhorse Estates III -FFB		Beg Bal: -427.94 Activity: -480.64	10,134.71	10,615.35	-908.58
1200	Undeposited Funds (Other Current Asset)					40.00
10/05/22	BNKDEP	D144374	ePay Provider Deposit: Blackhorse Estates III-FFB		40.00	0.00
1200	Undeposited Funds		Beg Bal: 40.00 Activity: -40.00	0.00	40.00	0.00
2003	Owner Contributions (Other Current Liability)					91,590.25
			No activity in the period			91,590.25
2003	Owner Contributions		Beg Bal: 91,590.25 Activity: 0.00	0.00	0.00	91,590.25
3042	Blackstone Crossroads LLC Draws (Equity)					0.00
11/10/22	BNKDEP	D146589	Blackhorse Estates III -FFB		10,094.71	10,094.71
3042	Blackstone Crossroads LLC Draw		Beg Bal: 0.00 Activity: 10,094.71	0.00	10,094.71	10,094.71
4406	Keys & Transmitters (Income)					120.00
			No activity in the period			120.00
4406	Keys & Transmitters		Beg Bal: 120.00 Activity: 0.00	0.00	0.00	120.00
61200	Office Expense (Expense)					106.72
10/19/22	CHKITM	529	Regency Property Management: Invoice 38831 / Copies and Po	74.31		181.03
11/16/22	CHKITM	531	Regency Property Management: INVOICE 39866 / OCTOBER C	12.48		193.51
61200	Office Expense		Beg Bal: 106.72 Activity: 86.79	86.79	0.00	193.51
60004	Bank Fees (Expense)					10.00
			No activity in the period			10.00
60004	Bank Fees		Beg Bal: 10.00 Activity: 0.00	0.00	0.00	10.00
62600	General Maintenance (Expense)					0.00
11/14/22	CHKITM	AV41	BEAM & Company, Inc.: 10696 // Cambridge Country View	272.50		272.50
11/14/22	CHKITM	AV43	BEAM & Company, Inc.: 10742 // Cambridge Country View	322.60		595.10



Date	Type	Reference	Description	Debit	Credit	Balance
11/29/22	CHKITM	AV46	Wild Electric Inc.: Invoice #S22254 // 1027 W Dakota #101	581.79		1,176.89
12/06/22	CHKITM	535	BEAM Construction & Management: 10742 // 129 Oak Ave	322.60		1,499.49
12/06/22	CHKITM	AV51	BEAM & Company, Inc.: 10696 // 129 Oak	272.50		1,771.99
<b>62600 General Maintenance</b>			<b>Beg Bal: 0.00      Activity: 1,771.99</b>	<b>1,771.99</b>	<b>0.00</b>	<b>1,771.99</b>
						273.88
61900 Telephone Gate (Expense)						309.49
12/30/22	CHKITM	ACH	American Express Credit Card: 12/15/22 - Country View - AT&T	35.61		309.49
<b>61900 Telephone Gate</b>			<b>Beg Bal: 273.88      Activity: 35.61</b>	<b>35.61</b>	<b>0.00</b>	<b>309.49</b>
						240.00
62100 Gate Repair/Maintenance (Expense)						380.00
12/29/22	CHKITM	AV54	Jason G McIntosh DBA Expert Gate Repair: 13306 // Country Vi	140.00		380.00
<b>62100 Gate Repair/Maintenance</b>			<b>Beg Bal: 240.00      Activity: 140.00</b>	<b>140.00</b>	<b>0.00</b>	<b>380.00</b>
						320.32
62150 Street Sweep Service (Expense)						480.48
11/14/22	CHKITM	AV37	Guardian Western Sweeping, INC: Invoice: 375762 // Cambridg	160.16		480.48
12/16/22	CHKITM	AV53	Guardian Western Sweeping, INC: 376189 // Cambridge Countr	160.16		640.64
<b>62150 Street Sweep Service</b>			<b>Beg Bal: 320.32      Activity: 320.32</b>	<b>320.32</b>	<b>0.00</b>	<b>640.64</b>
						1,638.02
64000 Landscape Service (Expense)						2,186.48
11/14/22	CHKITM	AV34	BrightView Landscape Service Inc.: Customer 21792158 // Inv	548.46		2,186.48
11/14/22	CHKITM	AV39	BrightView Landscape Service Inc.: Customer 21792158 // Inv	548.46		2,734.94
11/14/22	CHKITM	AV40	BrightView Landscape Service Inc.: 8157086 // Cambridge Coui	275.00		3,009.94
11/14/22	CHKITM	AV42	BrightView Landscape Service Inc.: Inv: 8164799 // Cust: 21792	336.00		3,345.94
12/06/22	CHKITM	AV48	BrightView Landscape Service Inc.: Acct: 21792158 // Inv: 8194	80.00		3,425.94
12/06/22	CHKITM	AV49	BrightView Landscape Service Inc.: Acct: 21792158 // Inv: 8175	548.46		3,974.40
<b>64000 Landscape Service</b>			<b>Beg Bal: 1,638.02      Activity: 2,336.38</b>	<b>2,336.38</b>	<b>0.00</b>	<b>3,974.40</b>
						679.98
63000 Gas & Electric (Expense)						700.18
10/13/22	CHKITM	528	PG&E: 0042707453-9 // 269 Oak	20.20		700.18
10/13/22	CHKITM	528	PG&E: 6542845756-1 // 149 Oak	40.29		740.47
<b>63000 Gas &amp; Electric</b>			<b>Beg Bal: 679.98      Activity: 60.49</b>	<b>60.49</b>	<b>0.00</b>	<b>740.47</b>
						146.59
63100 Water, Sewer (Expense)						2,048.51
11/22/22	CHKITM	532	City of Clovis: AR00108377 // Street Light Billing	1,901.92		2,048.51
11/22/22	CHKITM	533	City of Clovis: 463-422662.01 // Alluvial	83.50		2,132.01
<b>63100 Water, Sewer</b>			<b>Beg Bal: 146.59      Activity: 1,985.42</b>	<b>1,985.42</b>	<b>0.00</b>	<b>2,132.01</b>
						6,265.85
65000 Management Fees (Expense)						9,730.85
12/15/22	CHKITM	537	Regency Property Management: Management fees for multiple	3,465.00		9,730.85
<b>65000 Management Fees</b>			<b>Beg Bal: 6,265.85      Activity: 3,465.00</b>	<b>3,465.00</b>	<b>0.00</b>	<b>9,730.85</b>
						413.35
65100 Property/Liability Insurance (Expense)						826.70
11/29/22	CHKITM	ACH	State Farm Insurance: 1036-3217-12 // Blackhorse	413.35		826.70
<b>65100 Property/Liability Insurance</b>			<b>Beg Bal: 413.35      Activity: 413.35</b>	<b>413.35</b>	<b>0.00</b>	<b>826.70</b>
<b>Totals:</b>				<b>20,750.06</b>	<b>20,750.06</b>	

# All Receipts Deposited

Property: Country View - (81) Blackhorse

Date Range: 10/1/2022 - 12/31/2022

Date	Tenant	Status	Account Number	Property	Unit	Reference	Amount
Deposit Number: D144374		Date: 10/05/2022		Bank: Blackhorse Estates III -FFB			
09/30/2022	Antonius & Veronica Dinata	Current	21507	AD Area 2	790	ePay MC	40.00
Subtotal:							40.00
Deposit Number: D146589		Date: 11/10/2022		Bank: Blackhorse Estates III -FFB			
11/10/2022	Blackstone Crossroads LLC Draws			AD Area 2		ACH	10,094.71
Subtotal:							10,094.71
Grand Total:							10,134.71

# Aged Payables Detail

Property: Country View - (81) Blackhorse

All Vendors

Bill Dates as of Saturday December 31, 2022

Chart Name	Account #	Invoice #	Bill Date	Due Date	Overdue	Due In	Amount
							0.00
							0.00

# Check / Deposit Listing

Property: Country View - (81) Blackhorse  
 Blackhorse Estates III -FFB, Blackhorse Estates III PNC 1555  
 All Transactions  
 Date Range: 10/01/22 - 12/31/22

Date	Reference	Information	Check Comment	Cleared	Deposit	Payment
<b>Blackhorse Estates III -FFB</b>						
10/5/22	D144374	ePay Provider Deposit: Blackhorse Estates		Y	40.00	
10/13/22	528	PG&E	1199050206-1 // 501 N Minnewawa , 654	Y		60.49
10/19/22	529	Regency Property Management	Invoice 38831 / Copies and Postage	Y		74.31
11/10/22	D146589			Y	10,094.71	
11/14/22	AV34	BrightView Landscape Service Inc.	Customer 21792158 // Invoice 8091920 /	Y		548.46
11/14/22	AV37	Guardian Western Sweeping, INC	Invoice: 375762 // Cambridge Country View	Y		160.16
11/14/22	AV39	BrightView Landscape Service Inc.	Customer 21792158 // Invoice 21792158	Y		548.46
11/14/22	AV40	BrightView Landscape Service Inc.	8157086 // Cambridge Country View	Y		275.00
11/14/22	AV41	BEAM & Company, Inc.	10696 // Cambridge Country View	Y		272.50
11/14/22	AV42	BrightView Landscape Service Inc.	Inv: 8164799 // Cust: 21792158 // Country	Y		336.00
11/14/22	AV43	BEAM & Company, Inc.	10742 // Cambridge Country View	Y		322.60
11/16/22	531	Regency Property Management	INVOICE 39866 / OCTOBER COPIES AT	Y		12.48
11/22/22	532	City of Clovis	AR00108377 // Street Light Billing	Y		1,901.92
11/22/22	533	City of Clovis	463-422662.01 // Alluvial	Y		83.50
11/29/22	ACH	State Farm Insurance	1036-3217-12 // Blackhorse	Y		413.35
11/29/22	AV46	Wild Electric Inc.	S22286 // 129 Oak	Y		581.79
12/6/22	AV48	BrightView Landscape Service Inc.	Acct: 21792158 // Inv: 8194049 // Cambric	Y		80.00
12/6/22	AV49	BrightView Landscape Service Inc.	Acct: 21792158 // Inv: 8179166 // Cambric	Y		548.46
12/6/22	AV51	BEAM & Company, Inc.	10696 // 129 Oak	Y		272.50
12/6/22	535	BEAM Construction & Management	10742 // 129 Oak Ave	N		322.60
12/15/22	537	Regency Property Management	Management fees for multiple properties.	Y		3,465.00
12/16/22	AV53	Guardian Western Sweeping, INC	376189 // Cambridge Country View	Y		160.16
12/29/22	AV54	Jason G McIntosh DBA Expert Gate Repa	13306 // Country View	Y		140.00
12/30/22	ACH	American Express Credit Card	12/15/22 - Renaissance - AT&T Bill, 12/1	N		35.61

Totals of Deposits/Payments for Bank

10,134.71 10,615.35

<b>Totals:</b>	<b>10,134.71</b>	<b>10,615.35</b>
<b>Counts:</b>	<b>2</b>	<b>22</b>
<b>Balance of listed transactions:</b>		<b>-480.64</b>



# ENERGY STATEMENT

[www.pge.com/MyEnergy](http://www.pge.com/MyEnergy)

Account No: 6542845756-1  
Statement Date: 09/26/2022  
Due Date: 10/13/2022

## Service For:

ASSESSMENT DISTRICT BA2C/O WESTCO  
EQUITIES  
149 OAK AVE  
CLOVIS, CA 93611

## Your Account Summary

Amount Due on Previous Statement	\$37.64
Payment(s) Received Since Last Statement	-37.64
Previous Unpaid Balance	\$0.00
Current Electric Charges	\$40.29

## Questions about your bill?

Business Specialist available:  
Mon-Fri: 7am to 6pm  
1-800-468-4743  
[www.pge.com/MyEnergy](http://www.pge.com/MyEnergy)

## Ways To Pay

[www.pge.com/waystopay](http://www.pge.com/waystopay)

## Your Enrolled Programs

Peak Day Pricing Plan

**Total Amount Due by 10/13/2022**

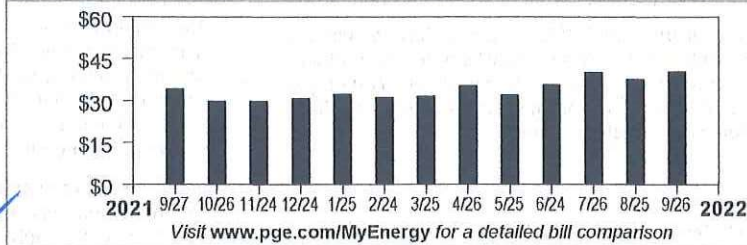
**\$40.29**



PAID OCT 13 2022  
CK 528

## Electric Monthly Billing History

### Daily Usage Comparison



1 Year Ago	Last Period	Current Period
2.67	2.76	2.74
Electric kWh / Day		

CHARGED OCT 10 2022





# ENERGY STATEMENT

www.pge.com/MyEnergy

Account No: 6542845756-1  
Statement Date: 09/26/2022  
Due Date: 10/13/2022

## Details of Electric Charges

08/25/2022 - 09/25/2022 (32 billing days)

Service For: 149 OAK AVE  
Service Agreement ID: 6542845637 SECURITY GATE  
Rate Schedule: B1 Bus Low Use  
Enrolled Programs: Peak Day Pricing Plan

### 08/25/2022 - 08/31/2022

Customer Charge	7 days @ \$0.32854	\$2.30
Energy Charges		
Peak	4.766100 kWh @ \$0.38827	1.85
Part Peak	3.174400 kWh @ \$0.33904	1.08
Off Peak	11.745600 kWh @ \$0.31824	3.74
PDP Program Details		
Peak Usage Credits	4.766100 kWh @ -\$0.05667	-0.27
Part Peak Usage Credits	3.174400 kWh @ -\$0.01683	-0.05
Energy Commission Tax		0.01

### 09/01/2022 - 09/25/2022

Customer Charge	25 days @ \$0.32854	\$8.21
Energy Charges		
Peak	16.450600 kWh @ \$0.38827	6.39
Part Peak	11.122400 kWh @ \$0.33904	3.77
Off Peak	40.427800 kWh @ \$0.31824	12.87
PDP Program Details		
Peak Usage Credits	16.450600 kWh @ -\$0.05667	-0.93
Part Peak Usage Credits	11.122400 kWh @ -\$0.01683	-0.19
Event Day Charges	2.483400 kWh @ \$0.60000	1.49
Energy Commission Tax		0.02

**\$40.29**

#### Usage For This Period's Event Days (4PM to 9PM)

09/01/2022	0.668900 kWh	09/06/2022	0.642000 kWh
09/05/2022	0.517100 kWh	09/07/2022	0.655400 kWh

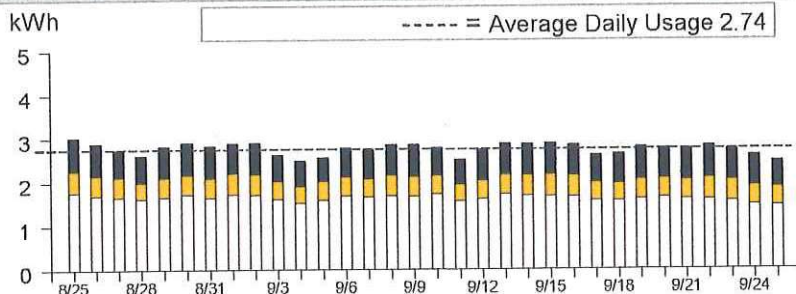
## Service Information

Meter #	1004466471
Total Usage	87.686900 kWh
Serial	C
Rotating Outage Block	11F

## Additional Messages

From March 1, 2022 to February 28, 2023, the Wildfire Fund Charge is offset by \$0.00109/kWh to reflect excess funds from the Department of Water Resources (DWR) Bond charge. The Wildfire Fund Charge is also offset by an additional \$0.00084/kWh during this same period for excess funds from the DWR Power charge. These charges were included in your electric charges prior to 2021 and were related to bonds issued and energy provided to customers by DWR during the 2000-2001 California energy crisis.

## Electric Usage This Period: 87.686900 kWh, 32 billing days



	Usage	Energy Charges
Peak <sup>1</sup>	24.19%	\$8.24
Part Peak <sup>2</sup>	16.32%	\$4.85
Off Peak <sup>3</sup>	59.49%	\$16.61
Super Off Peak <sup>4</sup>	0.00%	\$0.00

<sup>1</sup>Peak: Year-round, Daily, 4:00pm-9:00pm

<sup>2</sup>Part Peak: Summer, 6/1-9/30, Daily, 2:00pm-4:00pm and 9:00pm-11:00pm

<sup>3</sup>Off Peak: Summer, 6/1-9/30, Daily, 11:00pm-2:00pm  
Winter, 10/1-2/28, Daily, 9:00pm-4:00pm

<sup>4</sup>Super Off Peak: Winter, Daily, 3/1-5/31, 9:00am-2:00pm



Visit [www.pge.com/MyEnergy](http://www.pge.com/MyEnergy) for a detailed bill comparison.



# ENERGY STATEMENT

[www.pge.com/MyEnergy](http://www.pge.com/MyEnergy)

Account No: 0042707453-9

Statement Date: 09/26/2022

Due Date: 10/13/2022

## Service For:

CENTRAL PACIFIC BLDRS INC  
269 OAK AVE  
CLOVIS, CA 93611

## Your Account Summary

Amount Due on Previous Statement	\$17.81
Payment(s) Received Since Last Statement	-17.81
Previous Unpaid Balance	\$0.00
Current Electric Charges	\$20.20

**Total Amount Due by 10/13/2022 \$20.20**

## Questions about your bill?

Business Specialist available:  
Mon-Fri: 7am to 6pm  
1-800-468-4743  
[www.pge.com/MyEnergy](http://www.pge.com/MyEnergy)

## Ways To Pay

[www.pge.com/waystopay](http://www.pge.com/waystopay)

## Your Enrolled Programs

Peak Day Pricing Plan

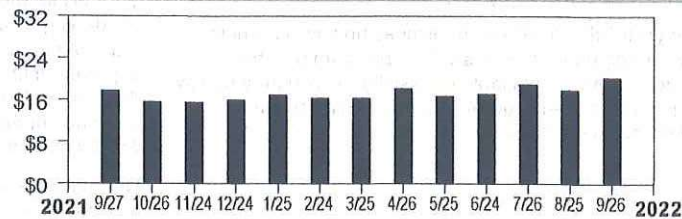
PAID OCT 13 2022

CK528

CHARGED OCT 10 2022

## Electric Monthly Billing History

### Daily Usage Comparison



Visit [www.pge.com/MyEnergy](http://www.pge.com/MyEnergy) for a detailed bill comparison

1 Year Ago	Last Period	Current Period
0.81	0.78	0.89
Electric kWh / Day		

COUNTY VIEW  
AD AREA 2







# ENERGY STATEMENT

www.pge.com/MyEnergy

Account No: 0042707453-9  
Statement Date: 09/26/2022  
Due Date: 10/13/2022

## Details of Electric Charges

08/25/2022 - 09/25/2022 (32 billing days)

Service For: 269 OAK AVE  
Service Agreement ID: 0042707739 T POLE-D&C #7224108  
Rate Schedule: B1 Bus Low Use  
Enrolled Programs: Peak Day Pricing Plan

### 08/25/2022 - 08/31/2022

Customer Charge	7 days @ \$0.32854	\$2.30
Energy Charges		
Peak	1.401000 kWh @ \$0.38827	0.54
Part Peak	0.867000 kWh @ \$0.33904	0.29
Off Peak	3.379000 kWh @ \$0.31824	1.08
PDP Program Details		
Peak Usage Credits	1.401000 kWh @ -\$0.05667	-0.08
Part Peak Usage Credits	0.867000 kWh @ -\$0.01683	-0.01

### 09/01/2022 - 09/25/2022

Customer Charge	25 days @ \$0.32854	\$8.21
Energy Charges		
Peak	5.590000 kWh @ \$0.38827	2.17
Part Peak	3.708000 kWh @ \$0.33904	1.26
Off Peak	13.640000 kWh @ \$0.31824	4.34
PDP Program Details		
Peak Usage Credits	5.590000 kWh @ -\$0.05667	-0.32
Part Peak Usage Credits	3.708000 kWh @ -\$0.01683	-0.06
Event Day Charges	0.786000 kWh @ \$0.60000	0.47
Energy Commission Tax		0.01

**\$20.20**

#### Usage For This Period's Event Days (4PM to 9PM)

09/01/2022	0.215000 kWh	09/06/2022	0.196000 kWh
09/05/2022	0.175000 kWh	09/07/2022	0.200000 kWh

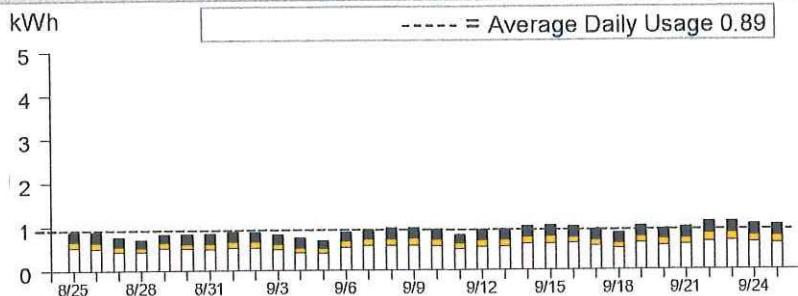
## Service Information

Meter #	1008817939
Total Usage	28.585000 kWh
Serial	C
Rotating Outage Block	11F

## Additional Messages

From March 1, 2022 to February 28, 2023, the Wildfire Fund Charge is offset by \$0.00109/kWh to reflect excess funds from the Department of Water Resources (DWR) Bond charge. The Wildfire Fund Charge is also offset by an additional \$0.00084/kWh during this same period for excess funds from the DWR Power charge. These charges were included in your electric charges prior to 2021 and were related to bonds issued and energy provided to customers by DWR during the 2000-2001 California energy crisis.

## Electric Usage This Period: 28.585000 kWh, 32 billing days



	Usage	Energy Charges
Peak <sup>1</sup>	24.45%	\$2.71
Part Peak <sup>2</sup>	16.02%	\$1.55
Off Peak <sup>3</sup>	59.53%	\$5.42
Super Off Peak <sup>4</sup>	0.00%	\$0.00

<sup>1</sup>Peak: Year-round, Daily, 4:00pm-9:00pm

<sup>2</sup>Part Peak: Summer, 6/1-9/30, Daily, 2:00pm-4:00pm and 9:00pm-11:00pm

<sup>3</sup>Off Peak: Summer, 6/1-9/30, Daily, 11:00pm-2:00pm  
Winter, 10/1-2/28, Daily, 9:00pm-4:00pm

Winter, 3/1-5/31, Daily, 9:00pm-9:00am and 2:00pm-4:00pm


<sup>4</sup>Super Off Peak: Winter, Daily, 3/1-5/31, 9:00am-2:00pm



Visit [www.pge.com/MyEnergy](http://www.pge.com/MyEnergy) for a detailed bill comparison.

**Regency Property**

331 W. Shields Ave  
Fresno, CA 93705  
Office: 559-221-3170  
Fax: 559-225-3174

**Invoice**

Invoice No.	Invoice Date
38831	10/05/22

Property	Unit	Acc #
Regenc		28066

Amount Due	Amount Enclosed
115.60	

TO:

Blackhorse Estates III - Tract 4299A  
Sean K. Smith PE QSD | Supervising  
Civil Engineer 559-324-2363  
City of Clovis | Engineering Division  
1033 Fifth Street, Clovis, CA 93612



PLEASE RETURN TOP PORTION WITH YOUR REMITTANCE

Quantity	Description	Rate	Amount
65	Black and White Copies	0.24	15.60
1	Postage	100.00	100.00
PAID OCT 19 2022			
CK 529			
AD 1 41.29			
AD 2 24.31			
Sub Total			115.60
Tax			0.00
TOTAL			115.60

**Comments**

Thank you for your business for the month of September!



# INVOICE

Regency Property Management  
Cambridge Country View  
331 W. Shields Ave  
Fresno . CA 93705

Customer #: 21792158  
Invoice #: 8135124  
Invoice Date: 11/1/2022  
Cust PO #:

Job Number	Description	Amount
311800014	CAMBRIDGE COUNTRY VIEW Landscape Maintenance For November	527.88
311800014	CAMBRIDGE COUNTRY VIEW 3.90% Fuel Surcharge For November	20.58
<b>ENTERED</b> OCT 28 2022  PAID NOV 14 2022 AV34  Total invoice amount Tax amount Balance due		548.46 548.46 548.46

Terms: Net 15 Days

If you have any questions regarding this invoice, please call 559-453-1670

Please detach stub and remit with your payment

## Payment Stub

Customer Account#: 21792158  
Invoice #: 8135124  
Invoice Date: 11/1/2022

Amount Due: \$548.46

Thank you for allowing us to serve you

Please reference the invoice # on your check  
and make payable to:

AD Area 2

Regency Property Management  
Cambridge Country View  
331 W. Shields Ave  
Fresno . CA 93705

BrightView Landscape Services, Inc.  
P.O. Box 31001-2463  
Pasadena, CA 91110-2463



GUARDIAN WESTERN SWEEPING, INC.

4961 E. LANSING WAY  
FRESNO, CA 93727-7408

# Invoice

DATE	INVOICE #
9/30/2022	375762

BILL TO
CAIMBRIDGE "COUNTRY VIEW" C/O REGENCY PROPERTY MANAGEMENT 331 W. SHIELDS AVE FRESNO, CA 93705

PROPERTY
CAIMBRIDGE COUNTRY VIEW ALLUVIAL & MINNEWAWA S/E CLOVIS, CA

TERMS	DUE DATE	ACCOUNT #
Net 30	10/30/2022	RGS003

DESCRIPTION	PHOTO	AMOUNT
MONTHLY POWER SWEEPING		154.00
FUEL RECOVERY FEE		6.16
CHARGED OCT 27 2022		
PAID NOV 14 2022 AV37		

STARTING JUNE 2022 A 4% FUEL SURCHARGE WILL BE IMPLEMENTED TO ALL REGULAR SERVICE INVOICE.

Invoice number must be written on remittance to process payment.  
All invoices are dated the last day of service month.

**Total** \$160.16

THANK YOU FOR YOUR BUSINESS!

Phone: 559-291-1890  
Fax: 559-291-1892  
Website: [www.guardianwestern.com](http://www.guardianwestern.com)

E-MAIL
<a href="mailto:service@guardianwestern.com">service@guardianwestern.com</a>



# INVOICE

Regency Property Management  
Cambridge Country View  
331 W. Shields Ave  
Fresno . CA 93705

Customer #: 21792158  
Invoice #: 8091920  
Invoice Date: 10/1/2022  
Cust PO #:

Job Number	Description	Amount
311800014	CAMBRIDGE COUNTRY VIEW Landscape Maintenance For October	527.88
311800014	CAMBRIDGE COUNTRY VIEW 3.90% Fuel Surcharge For October	20.58
<div>PAID NOV 4 2022 AV39</div>		
Total invoice amount		548.46
Tax amount		
Balance due		548.46

Terms: Net 15 Days

If you have any questions regarding this invoice, please call 559-453-1670

Please detach stub and remit with your payment

CHARGED OCT 24 2022

## Payment Stub

Customer Account#: 21792158  
Invoice #: 8091920  
Invoice Date: 10/1/2022

Amount Due: \$548.46

Thank you for allowing us to serve you

Please reference the invoice # on your check  
and make payable to:

Regency Property Management  
Cambridge Country View  
331 W. Shields Ave  
Fresno . CA 93705

BrightView Landscape Services, Inc.  
P.O. Box 31001-2463  
Pasadena, CA 91110-2463



# INVOICE

**Sold To:** 21792158  
Regency Property Management  
Cambridge Country View  
331 W. Shields Ave  
Fresno . CA 93705

**Customer #:** 21792158  
**Invoice #:** 8157086  
**Invoice Date:** 10/28/2022  
**Sales Order:** 7908959  
**Cust PO #:**

**Project Name:** Overseeding turf areas with Perennial Ryegrass  
**Project Description:** Overseeding turf areas with Perennial Ryegrass

Job Number	Description	Amount
311800014	CAMBRIDGE COUNTRY VIEW Overseeding turf areas with Perennial Ryegrass	275.00
PAID NOV 14 2022 AV 40		
CHARGED NOV 02 2022		
Total Invoice Amount		275.00
Taxable Amount		
Tax Amount		
Balance Due		275.00

**Terms:** Net 15 Days

If you have any questions regarding this invoice, please call 559 453-1670

*Please detach stub and remit with your payment*

## Payment Stub

Customer Account #: 21792158  
Invoice #: 8157086  
Invoice Date: 10/28/2022

**Amount Due: \$ 275.00**

*Thank you for allowing us to serve you*

Please reference the invoice # on your  
check and make payable to

Regency Property Management  
Cambridge Country View  
331 W. Shields Ave  
Fresno . CA 93705

BrightView Landscape Services, Inc.  
P.O. Box 31001-2463  
Pasadena, CA 91110-2463

Allison



9840 N Cedar Ave  
Fresno, CA 93720  
+1 5593742600  
billing4beam@gmail.com

## INVOICE

BILL TO  
Cambridge Country View  
331 W Shields Ave  
Fresno, CA 93705

SHIP TO  
129 Oak Ave  
Clovis, CA 93611

INVOICE 10696  
DATE 10/28/2022  
DUE DATE 11/12/2022

DATE	ACTIVITY	DESCRIPTION	QTY	RATE	AMOUNT
	Hourly Rate	Hourly Service Rate	3.50	75.00	262.50
	Maintenance Materials	Materials Used	1	0.00	0.00
	Fuel Surcharge	Fuel Surcharge	1	10.00	10.00
	Building Services	Work Description: Remove all of the cobwebs off the gates, pillars and along the wall. And also pressure wash the tree sap, etc.	1	0.00	0.00
		Address is 129 Oak Ave in Clovis. Gate Code is : #3317 Walk Thru- 312 Enter			
	Building Services	Work Resolution: Pressure washed all the cobwebs, tree sap, and dirt from all the pillars, walls, gates, and light fixtures. Washed the sidewalks where the dirt was built up after cleaning.	1	0.00	0.00

BALANCE DUE

**\$272.50**

PAID NOV 14 2022

AV41

CHARGED NOV 02 2022



# INVOICE

**Sold To:** 21792158  
Regency Property Management  
Cambridge Country View  
331 W. Shields Ave  
Fresno . CA 93705

**Customer #:** 21792158  
**Invoice #:** 8164799  
**Invoice Date:** 11/4/2022  
**Sales Order:** 7940343  
**Cust PO #:**

**Project Name:** Cambridge Fall/Winter annuals  
**Project Description:** Cambridge Fall/Winter annuals in front entrance

Job Number	Description	Amount
311800014	CAMBRIDGE COUNTRY VIEW Fall/Winter annuals in frontentrance	336.00
<div>PAID NOV 14 2022 AV42</div>		
Total Invoice Amount		336.00
Taxable Amount		
Tax Amount		
Balance Due		336.00

**Terms: Net 15 Days**

If you have any questions regarding this invoice, please call 559 453-1670

*Please detach stub and remit with your payment*

## Payment Stub

Customer Account #: 21792158  
Invoice #: 8164799  
Invoice Date: 11/4/2022

**Amount Due: \$ 336.00**

*Thank you for allowing us to serve you*

Please reference the invoice # on your  
check and make payable to

Regency Property Management  
Cambridge Country View  
331 W. Shields Ave  
Fresno . CA 93705

BrightView Landscape Services, Inc.  
P.O. Box 31001-2463  
Pasadena, CA 91110-2463



9840 N Cedar Ave  
Fresno, CA 93720  
+1 5593742600  
billing4beam@gmail.com

## INVOICE

BILL TO  
Cambridge Country View  
331 W Shields Ave  
Fresno, CA 93705

SHIP TO  
129 Oak Ave  
Clovis, CA 93611

INVOICE 10742  
DATE 11/07/2022  
DUE DATE 11/22/2022

DATE	ACTIVITY	DESCRIPTION	QTY	RATE	AMOUNT
	Hourly Rate	Hourly Service Rate	3.50	75.00	262.50
	Maintenance Materials	Materials Used	1	50.10	50.10
	Fuel Surcharge	Fuel Surcharge	1	10.00	10.00
	Building Services	Work Description: Pressure wash the tops of the pillars The ones by the trees	1	0.00	0.00
	Building Services	Work Resolution: Pressure washed the tops of the pillars	1	0.00	0.00

BALANCE DUE

**\$322.60**

ENTERED NOV 10 2022

PAID NOV 14 2022

AV43



**Regency Property**  
331 W. Shields Ave  
Fresno, CA 93705  
Office: 559-221-3170  
Fax: 559-225-3174



# Invoice

Invoice No.	Invoice Date
39866	11/10/22

Property	Unit	Acc #
Regenc		28066

Amount Due	Amount Enclosed
19.40	

TO:

Blackhorse Estates III - Tract 4299A  
Sean K. Smith PE QSD | Supervising  
Civil Engineer 559-324-2363  
City of Clovis | Engineering Division  
1033 Fifth Street, Clovis, CA 93612



PLEASE RETURN TOP PORTION WITH YOUR REMITTANCE

Quantity	Description	Rate	Amount
35	Black and White Copies	0.24	8.40
1	Postage	11.00	11.00
<p>② 12.47 ① 6.92</p> <p>PAID NOV 16 2022 CK#531</p>			
		Sub Total	19.40
		Tax	0.00
		TOTAL	19.40

## Comments

Thank you for Your Business Month of October!



# CITY of CLOVIS

INVOICE / STATEMENT

AR00108377  
REGENCY PROPERTY MANAGEMENT  
331 W SHIELDS  
FRESNO, CA 93705



STATEMENT DATE: 11/08/2022  
DUE DATE: 11/30/2022

Invoice Date	Description	Invoice	Amount Due	Payment / Adjustments	Total Amount
	Beginning Balance prior to 11/01/2022				2,465.45
11/03/2022	11/2022 STREET LIGHT BILLING	A22312171	493.09	0.00	2,958.54
	Ending Balance as of 11/08/2022		493.09	0.00	2,958.54
Total Due:					\$2,958.54

AD 1 1056.62  
AD 2 1901.92

ENTERED NOV 14 2022

ENTERED NOV 16 2022

PAID NOV 22 2022  
ck# 532

## CITY OF CLOVIS

PLEASE PAY FROM THIS INVOICE/STATEMENT. IF YOU HAVE  
QUESTIONS, PLEASE CALL (559) 324-2112, MON-FRI, 8:00 A.M. - 4:30 P.M.

MAKE YOUR CHECK PAYABLE TO: **CITY OF CLOVIS**

MAIL PAYMENT TO: **CITY OF CLOVIS, 1033 FIFTH STREET, CLOVIS, CA 93612**

AR00108377  
REGENCY PROPERTY MANAGEMENT  
331 W SHIELDS  
FRESNO, CA 93705

STATEMENT DATE: 11/08/2022  
DUE DATE: 11/30/2022  
AMOUNT DUE: \$2,958.54

RECEIVED NOV 15 2022

# CLOVIS

## UTILITY SERVICE BILL

CLOVIS PRIDE  
- A WAY OF LIFE

Office Hours: 8:00AM - 4:30PM

**CITY OF CLOVIS**  
CITY HALL • 1033 FIFTH STREET  
CLOVIS, CA 93612  
(559) 324-2130

SERVICE ADDRESS	ACCOUNT NUMBER	SERVICE PERIOD
ALLUVIAL	463-422662.01	09/01/2022 to 10/31/2022

**Effective June 1, 2016.**

Emergency drought limits have been lifted. April through October outside watering days are Sundays, Wednesdays and Fridays for even numbered addresses and Tuesdays, Thursdays and Saturdays for odd numbered addresses. November through March outside watering days are Sundays for even numbered addresses and Saturdays for odd numbered addresses. Water rules are posted at City of Clovis website [www.cityofclovis.com](http://www.cityofclovis.com).

DUE DATE	BALANCE DUE
11/30/2022	\$ 83.50

Payments received more than 10 days past the due date are subject to a late penalty.

**CURRENT PERIOD WATER METER READING (000's)**

PRESENT	PREVIOUS	CURRENT USAGE	PRIOR YEAR USAGE	2013 USAGE
5102	5056	46	84	46

METER READING PERIOD	DAYS IN READING PERIOD	CURRENT USAGE	CURRENT DAILY USAGE
08/05/2022 - 10/06/2022	62	46	0.7419

METER READING PERIOD	DAYS IN READING PERIOD	2013 USAGE	2013 DAILY USAGE
08/12/2013 - 10/07/2013	56	46	0.8214
10/07/2013 - 12/04/2013	58	49	0.8448
12/11/2012 - 02/06/2013	57	68	1.1930

Utility payments can now be made online through Paymentus at the City of Clovis website <http://www.cityofclovis.com> or by calling (877) 281-4366.

**RECEIVED**  
NOV 16 2022  
BY: 603100

Cambridge

PAID NOV 22 2022  
CK # 533

**BILLING SUMMARY**

Previous Balance	76.45
New Charges Since Last Billing	
RESIDENTIAL LNDSCP 1	83.50

Adjustments	0.00
Payments	-76.45
<b>TOTAL DUE</b>	<b>\$ 83.50</b>

SEE OTHER SIDE FOR ADDITIONAL INFORMATION

Account balances greater than \$25.00 are not considered current and are subject to late and delinquency fees.



State Farm Payment Plan  
PO Box 52265  
Phoenix AZ 85072-2265


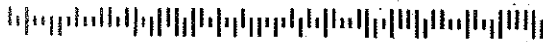
AT1 001245 0006 1036-3217-12 55-0AED

ASSESSMENT DIST 1995-1  
ATTN: REGENCY PROPERTY MGMT  
331 W SHIELDS AVE  
FRESNO CA 93705-4106

### Notice of Payment Due

State Farm Payment Plan: 1036-3217-12  
Accountholder Name: ASSESSMENT DIST 1995-1

**Total Amount Due:** \$642.99  
**Due By:** December 9, 2022



Agent Kevin Lowry  
3644 E Ashlan Ave  
Fresno CA 93726-2161  
Phone: 559-274-9262

### Important Information

- This premium notice is the only one you will receive. Please pay by the due date.
- Changes and payments made after November 9, 2022 will be reflected on a subsequent billing notice.
- If you have any questions or would like to discuss other State Farm products, your agent is ready to assist you.

*Thanks for letting us serve you!*

77619 AD 1 229.64  
AD 2 413.35

PAID NOV 29 2022  
ACH  
ENTERED NOV 21 2022

SFPP Account 1036-3217-12

Page 1 of 2

Prepared November 9, 2022

↓ Please fold and tear here ↓

#### Ways to Pay



Online  
PC or  
mobile devices



Mobile  
Use State Farm  
mobile app



Mail  
Send us  
a check



Call  
Automated Line: 1-800-440-0998  
Your agent: 559-274-9262



Walk in  
See your  
State Farm Agent

Key code: 4845880793

If you have moved, please contact your agent.



Accountholder: ASSESSMENT DIST 1995-1  
SFPP Account Number: 1036-3217-12

**Amount Due: \$642.99**  
*Please pay by December 9, 2022*  
Make payment to State Farm

1200212309  
State Farm Insurance Companies  
P.O. Box 680001  
Dallas, TX 75368-0001



For Office Use Only

SFPP Bill	\$642.99	1230
-----------	----------	------

500236400064299 800103632171211312>

WILD ELECTRIC, INC.  
4626 E. OLIVE AVE.  
FRESNO, CA 93702

# INVOICE



Phone: (559) 251-7770

Fax: (559) 251-2372

Invoice: S22286

Invoice Date: 11/17/2022

Customer #: 00217

Job #: S22286

Bill To:	Project Details:
REGENCY PROPERTY MANAGEMENT 331 W. SHIELDS AVE. FRESNO, CA 93705	REGENCY - CARRIAGE LIGHTS TIMER 129 OAK AVE CLOVIS, California

Payment Terms	Contract Number	Invoice Due Date
Net 20		12/7/2022


Description
-------------

TROUBLESHOOT FRONT CARRIAGE LIGHTS. REPLACE BAD PHOTOCCELL AND MASTER LOCKS TO PANELS.



Description	Quantity	UOM	Unit Price	Bill Amount
LABOR	4.0000	HR	125.0000	500.00
MATERIAL	1.0000	LS	75.7500	75.75 T
<b>Subtotal Amount</b>				<b>575.75</b>
CLOVIS, CITY OF @ 7.9750%				6.04
<b>Total Invoice Amount Due</b>				<b>581.79</b>

Pay your bills online  
[www.wildelectric.net](http://www.wildelectric.net)  
We are now accepting MasterCard and Visa  
Just phone our office to arrange payment  
THANK YOU FOR YOUR BUSINESS!

PAID NOV 29 2022  
AV46

 **Pay with a picture in seconds!**  
Search Papaya Payments in the App Store

or pay online at  
[ppaya.com/wildelectric](http://ppaya.com/wildelectric)

COUNTRY VIEW

ENTERED NOV 22 2022

TERMS: DUE UPON RECEIPT. A LATE CHARGE of 1.5% permonth or 18.0% per year will be charged on past due accounts.  
If you do not pay for this invoice, you will be held liable for court costs and attorneys' fees





# INVOICE

**Sold To:** 21792158  
Regency Property Management  
Cambridge Country View  
331 W. Shields Ave  
Fresno . CA 93705

**Customer #:** 21792158  
**Invoice #:** 8194049  
**Invoice Date:** 11/29/2022  
**Sales Order:** 7945384  
**Cust PO #:**

**Project Name:** Plant installation and sprinkler head

**Project Description:** Plant installation and sprinkler head

Job Number	Description	Amount
311800014	CAMBRIDGE COUNTRY VIEW Plant installation (giant Liriope 5 gallon) and sprinkler he	80.00
<div>PAID DEC 06 2022 AV48 ENTERED NOV 30 2022 RECEIVED NOV 30 2022 64000</div>		
Total Invoice Amount		80.00
Taxable Amount		
Tax Amount		
Balance Due		80.00

**Terms:** Net 15 Days

If you have any questions regarding this invoice, please call 559 453-1670

*Please detach stub and remit with your payment*

## Payment Stub

Customer Account #: 21792158  
Invoice #: 8194049  
Invoice Date: 11/29/2022

Amount Due: \$ 80.00

*Thank you for allowing us to serve you*

Please reference the invoice # on your  
check and make payable to

Regency Property Management  
Cambridge Country View  
331 W. Shields Ave  
Fresno . CA 93705

BrightView Landscape Services, Inc.  
P.O. Box 31001-2463  
Pasadena, CA 91110-2463



# INVOICE

Regency Property Management  
Cambridge Country View  
331 W. Shields Ave  
Fresno . CA 93705

Customer #: 21792158  
Invoice #: 8179166  
Invoice Date: 12/1/2022  
Cust PO #:

Job Number	Description	Amount
311800014	CAMBRIDGE COUNTRY VIEW Landscape Maintenance For December	527.88
311800014	CAMBRIDGE COUNTRY VIEW 3.90% Fuel Surcharge For December	20.58
PAID DEC 06 2022 AV49		
Total invoice amount		548.46
Tax amount		
Balance due		548.46

Terms: Net 15 Days

If you have any questions regarding this invoice, please call 559-453-1670

Please detach stub and remit with your payment

## Payment Stub

Customer Account#: 21792158  
Invoice #: 8179166  
Invoice Date: 12/1/2022

Amount Due: \$548.46

Thank you for allowing us to serve you

Please reference the invoice # on your check  
and make payable to:

Regency Property Management  
Cambridge Country View  
331 W. Shields Ave  
Fresno . CA 93705

BrightView Landscape Services, Inc.  
P.O. Box 31001-2463  
Pasadena, CA 91110-2463

RECEIVED NOV 30 2022

ENTERED DEC 01 2022



## INVOICE

BILL TO  
Cambridge Country View  
331 W Shields Ave  
Fresno, CA 93705

SHIP TO  
129 Oak Ave  
Clovis, CA 93611

INVOICE 10696  
DATE 10/28/2022  
DUE DATE 11/12/2022

DATE	ACTIVITY	DESCRIPTION	QTY	RATE	AMOUNT
	Hourly Rate	Hourly Service Rate	3.50	75.00	262.50
	Maintenance Materials	Materials Used	1	0.00	0.00
	Fuel Surcharge	Fuel Surcharge	1	10.00	10.00
	Building Services	Work Description: Remove all of the cobwebs off the gates, pillars and along the wall. And also pressure wash the tree sap, etc.	1	0.00	0.00
		Address is 129 Oak Ave in Clovis. Gate Code is : #3317 Walk Thru- 312 Enter			
	Building Services	Work Resolution: Pressure washed all the cobwebs, tree sap, and dirt from all the pillars, walls, gates, and light fixtures. Washed the sidewalks where the dirt was built up after cleaning.	1	0.00	0.00

BALANCE DUE **\$272.50**

ENTERED DEC 02 2022

RECEIVED DEC 02 2022

PAID DEC 08 2022

AVS1



9840 N Cedar Ave  
Fresno, CA 93720  
+1 5593742600  
billing4beam@gmail.com

## INVOICE

BILL TO  
Cambridge Country View  
331 W Shields Ave  
Fresno, CA 93705

SHIP TO  
129 Oak Ave  
Clovis, CA 93611

INVOICE 10742  
DATE 11/07/2022  
DUE DATE 11/22/2022

DATE	ACTIVITY	DESCRIPTION	QTY	RATE	AMOUNT
	Hourly Rate	Hourly Service Rate	3.50	75.00	262.50
	Maintenance Materials	Materials Used	1	50.10	50.10
	Fuel Surcharge	Fuel Surcharge	1	10.00	10.00
	Building Services	Work Description: Pressure wash the tops of the pillars The ones by the trees	1	0.00	0.00
	Building Services	Work Resolution: Pressure washed the tops of the pillars	1	0.00	0.00

BALANCE DUE

**\$322.60**

PAID DEC 06 2022  
CK 535

AD AM 2  
62000

RECEIVED NOV 29 2022

ENTERED NOV 29 2022

# Check Worksheet

**Vendor:** Regency Property Management  
**Address:** 331 W. Shields Ave  
Fresno, CA 93705  
**Bank:** 77619 Blackhorse Estates III -FFB  
**Memo:** Management fees for multiple properties.

**Check #:** 537  
**Date:** 12/15/2022  
**Status:** Printed  
**Cleared:** Yes  
**Amount:** 5,700.00

## Ledger Breakdown

Property	Unit	1099	Expense Account	Memo	Amount
AD Area 2		<input type="checkbox"/>	65000 Management Fees		3,465.00
AD Area 1		<input type="checkbox"/>	65000 Management Fees		2,235.00
					5,700.00



GUARDIAN WESTERN SWEEPING, INC.

4961 E. LANSING WAY  
FRESNO, CA 93727-7408

# Invoice

DATE	INVOICE #
11/30/2022	376189

BILL TO
CAIMBRIDGE "COUNTRY VIEW" C/O REGENCY PROPERTY MANAGEMENT 331 W. SHIELDS AVE FRESNO, CA 93705

PROPERTY
CAIMBRIDGE COUNTRY VIEW ALLUVIAL & MINNEWAWA S/E CLOVIS, CA

TERMS	DUE DATE	ACCOUNT #
Net 30	12/30/2022	RGS003

DESCRIPTION	PHOTO	AMOUNT
MONTHLY POWER SWEEPING		154.00
FUEL RECOVERY FEE		6.16
<p>ENTERED DEC 06 2022</p> <p>RECEIVED DEC 06 2022</p> <p>PAID DEC 16 2022</p> <p>AV 53</p>		

STARTING JUNE 2022 A 4% FUEL SURCHARGE WILL BE IMPLEMENTED TO ALL REGULAR SERVICE INVOICE.

Invoice number must be written on remittance to process payment.  
All invoices are dated the last day of service month.

**Total** \$160.16

THANK YOU FOR YOUR BUSINESS!

Phone: 559-291-1890  
Fax: 559-291-1892  
Website: [www.guardianwestern.com](http://www.guardianwestern.com)

E-MAIL
<a href="mailto:service@guardianwestern.com">service@guardianwestern.com</a>

**EXPERT GATE REPAIR LLC**

PO Box 790

Caddo Mills, TX 75135 US

expertgaterepair@yahoo.com

**INVOICE**

BILL TO  
Country View C/O Regency  
Clovis, Ca

INVOICE 13306  
DATE 09/29/2022  
DUE DATE 10/29/2022

ACTIVITY	DESCRIPTION	QTY	RATE	AMOUNT
Labor	Check remote range bad.	1	140.00	140.00

When we arrived we found we had to be very close to the gate for the remote to work.

We cleaned and tightened all radio receiver power connections and antenna connections.

After, we could open gate from across the street.

Possibly radio receiver is failing but works great now.

**PAID DEC 29 2022****AV54**

SUBTOTAL	140.00
TAX	0.00
TOTAL	140.00
BALANCE DUE	<b>\$140.00</b>

621.00  
AD 2



CHECK REQUEST

Property: Cambridge Country View

Owner Name:

Amount: \$ 35.61

Payee: AMEX

Description: AT&T Phone Bill- Gates

Checked needed by: ASAP

Approved: Allison Najera

Date: 12/15/22

Code # 61900

12/30/22  
**PAID**  
AD 2

ENTERED DEC 30 2022



# Monthly Statement

REGENCY PROPERTY MANAGEMENT  
331 W SHIELDS AVE  
FRESNO CA 93705 - 4106

Page 1 of 2  
Account Number 559 297-9343 165 5  
Billing Date Nov 19, 2022

Web Site att.com



All the best from us

Let us help connect you to our great deals for internet, wireless and other premium services. Call 866.259.3753.

Business customers: 800.321.2000.

## Bill-At-A-Glance

Previous Bill	70.47CR
Payment	.00
Adjustments	.00
Balance	70.47CR
Current Charges	106.08

**Amount to be Debited \$35.61**

Your Credit Card will be Debited by Dec 14, 2022

## Billing Summary

Online: att.com/myatt

Plans and Services 106.08  
1 800 750-2355

**Total Current Charges 106.08**

## Plans and Services

### Monthly Service - Nov 19 thru Dec 18

Service is billed in advance from the 19th of each month.

1. Bus Local Calling Unlimited A	80.00
Measured Rate Business Service	
Unlimited Local Usage	
Call Forwarding	
Caller ID	
Three-Way Calling	

### Additions and Changes to Service

This section of your bill reflects charges and credits resulting from account activity.

Charges for 559 297-9343

Order No. 66666666

Item No.	Description	Quantity	Monthly Rate	Amount Billed
<b>Rates Changed</b>				
(Monthly Charges are Prorated from Oct 1, 2022 to your Billing Date, Nov 19, 2022)				
2.	Rate Change	1	.27	.43CR
	Federal Subscriber Line Charge			

### Company Fees and Surcharges

3.	Federal Subscriber Line Charge		8.59
4.	State Regulatory Fee		.44
5.	Federal Universal Service Fee		3.29
6.	Cost Assessment Charge		4.10
<b>Total Company Fees and Surcharges</b>			<b>16.42</b>

### Government Fees and Taxes

7.	CA High Cost Fund Surcharge - A:		.59
8.	CA High Cost Fund-B and CA Advanced Svc Fund		.86
9.	California Teleconnect Fund Surcharge		.65
10.	Universal Lifeline Telephone Service Surcharge		3.99
11.	CA Relay Service and Communications Devices Fund		.94
12.	State E911 Surcharge		.30
13.	Federal		2.76
<b>Total Government Fees and Taxes</b>			<b>10.09</b>

### Total Plans and Services

**106.08**

## News You Can Use Summary

- CARRIER INFORMATION
- FEEES AND SURCHARGES
- STILL GETTING PAPER?
- COST ASSESSMENT CHRG
- WHITE PAGE DIRECTORY

See "News You Can Use" for additional information

Local Services provided by AT&T California or AT&T Nevada based upon the service address location.

GO GREEN - Enroll in paperless billing.



Printed on Recyclable Paper

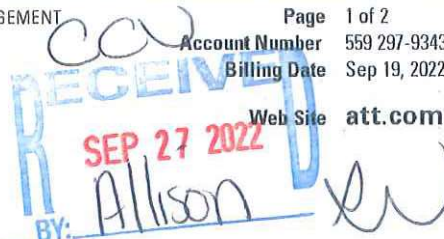




AT&amp;T

REGENCY PROPERTY MANAGEMENT  
331 W SHIELDS AVE  
FRESNO CA 93705 - 4106

Page 1 of 2  
Account Number 559 297-9343 165 5  
Billing Date Sep 19, 2022  
Web Site att.com



# Monthly Statement

Expand your AT&amp;T

Get internet, wireless and other premium services from AT&T. We're eager to help you find the best deals possible.

Call 866.254.7381. Business customers: 800.321.2000

## Bill-At-A-Glance

Previous Bill	171.74CR
Payment	.00
Adjustments	.00
Balance	171.74CR
Current Charges	107.36

**Balance \$64.38CR**

Payment is Not Required

## Plans and Services

### Monthly Service - Sep 19 thru Oct 18

1. Bus Local Calling Unlimited A	80.00
Measured Rate Business Service	
Unlimited Local Usage	
Call Forwarding	
Caller ID	
Three-Way Calling	

### Company Fees and Surcharges

2. Federal Subscriber Line Charge	8.86
3. State Regulatory Fee	.44
4. Federal Universal Service Fee	3.85
5. Cost Assessment Charge	4.10

### Total Company Fees and Surcharges

17.25

### Government Fees and Taxes

6. CA High Cost Fund Surcharge - A:	.59
7. CA High Cost Fund-B and CA Advanced Svc Fund	.86
8. California Teleconnect Fund Surcharge	.65
9. Universal Lifeline Telephone Service Surcharge	3.99
10. CA Relay Service and Communications Devices Fund	.94
11. State E911 Surcharge	.30
12. Federal	2.78

### Total Government Fees and Taxes

10.11

### Total Plans and Services

107.36

## News You Can Use

### CARRIER INFORMATION

Our records show that you have selected Cust Undecided on Carrier or a company that resells their services as your primary local toll carrier and that you have chosen not to select a long distance carrier. Please contact us if this does not agree with your records.

### COST ASSESSMENT CHRG

AT&T charges you this monthly per line amount to recover its ongoing costs incurred for property taxes and supporting the administration of local number portability, a government program that enables customers to retain their telephone number when changing service providers. This fee is not a tax or charge that the government requires AT&T to collect from its customers.

## News You Can Use Summary

- CARRIER INFORMATION
- DISASTER GUIDELINES
- STILL GETTING PAPER?
- COST ASSESSMENT CHRG
- FEES AND SURCHARGES

See "News You Can Use" for additional information

CHECKED SEP 28 2022

Local Services provided by AT&T California or AT&T Nevada based upon the service address location.

GO GREEN - Enroll in paperless billing.



Printed on Recyclable Paper





AT&amp;T

REGENCY PROPERTY MANAGEMENT  
331 W SHIELDS AVE  
FRESNO CA 93705 - 4106

Page 1 of 2  
Account Number 559 297-9343 165 5  
Billing Date Oct 19, 2022  
Web Site att.com

# Monthly Statement

All the best from us

Let us help connect you to our great deals for internet,  
wireless and other premium services. Call 877.677.0491.

Business customers: 800.321.2000.

## Bill-At-A-Glance

Previous Bill	64.38CR
Payment Received 10-11 Thank you!	112.55CR
Adjustments	.00
Balance	176.93CR
Current Charges	106.46

**Balance \$70.47CR**

Payment is Not Required

## Billing Summary

Online: att.com/myatt

Page

Plans and Services

1 800 750-2355

1

106.46

**Total Current Charges**

**106.46**

## Plans and Services

### Monthly Service - Oct 19 thru Nov 18

Service is billed in advance from the 19th of each month.

1. <b>Bus Local Calling Unlimited A</b>	80.00
Measured Rate Business Service	
Unlimited Local Usage	
Call Forwarding	
Caller ID	
Three-Way Calling	

### Additions and Changes to Service

This section of your bill reflects charges and credits resulting from account activity.

Charges for 559 297-9343

Order No. 66666666

Item No.	Description	Quantity	Monthly Rate	Amount Billed
	<b>Rates Changed</b>			
	(Monthly Charges are Prorated from Oct 1, 2022 to your Billing Date, Oct 19, 2022)			
2.	Rate Change	1	.56	.34CR
	Federal Universal Service Fee			

### Company Fees and Surcharges

3.	Federal Subscriber Line Charge			8.86
4.	State Regulatory Fee			.44
5.	Federal Universal Service Fee			3.29
6.	Cost Assessment Charge			4.10
	<b>Total Company Fees and Surcharges</b>			<b>16.69</b>

### Government Fees and Taxes

7.	CA High Cost Fund Surcharge - A:			.59
8.	CA High Cost Fund-B and CA Advanced Svc Fund			.86
9.	California Teleconnect Fund Surcharge			.65
10.	Universal Lifeline Telephone Service Surcharge			3.99
11.	CA Relay Service and Communications Devices Fund			.94
12.	State E911 Surcharge			.30
13.	Federal			2.78
	<b>Total Government Fees and Taxes</b>			<b>10.11</b>

### Total Plans and Services

**106.46**

## News You Can Use Summary

- CARRIER INFORMATION
- PRICE INCREASE
- STILL GETTING PAPER?
- COST ASSESSMENT CHRG
- FEES AND SURCHARGES

See "News You Can Use" for additional information

Local Services provided by AT&T California or AT&T Nevada based upon the service address location.

GO GREEN - Enroll in paperless billing.



# ENERGY STATEMENT

www.pge.com/MyEnergy

Account No: 6542845756-1  
Statement Date: 10/25/2022  
Due Date: 11/14/2022

## Service For:

ASSESSMENT DISTRICT BA2C/O WESTCO  
EQUITIES  
149 OAK AVE  
CLOVIS, CA 93611

## Your Account Summary

Amount Due on Previous Statement	\$40.29
Payment(s) Received Since Last Statement	-40.29
Previous Unpaid Balance	\$0.00
Current Electric Charges	\$34.56
Electric Adjustments	-78.60

**RECEIVED**  
OCT 28 2022  
BY:

## Questions about your bill?

Business Specialist available:  
Mon-Fri: 7am to 6pm  
1-800-468-4743  
www.pge.com/MyEnergy

**CREDIT BALANCE - NO PAYMENT DUE** **-\$44.04**

## Ways To Pay

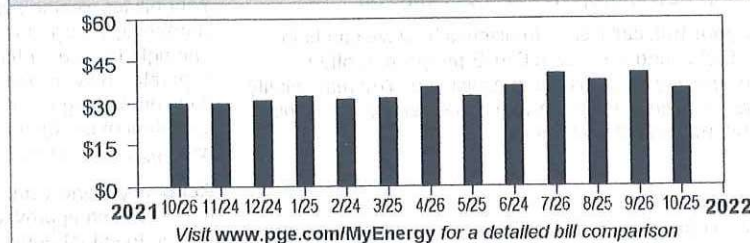
www.pge.com/waystopay

## Your Enrolled Programs

Peak Day Pricing Plan

## Electric Monthly Billing History

### Daily Usage Comparison



No payment is due. Please retain for your records. Thank you.

99906542845756100000034560000000000



Account Number:  
**6542845756-1**

Total Amount Due:  
**No Payment Due**

962330010059 01 AV 0.45 63 4329 2



ASSESSMENT DISTRICT BA2C/O WESTCO EQUITIES  
331 W SHIELDS AVE  
FRESNO, CA 93705-4106

PG&E  
BOX 997300  
SACRAMENTO, CA 95899-7300







# ENERGY STATEMENT

www.pge.com/MyEnergy

Account No: 6542845756-1  
Statement Date: 10/25/2022  
Due Date: 11/14/2022

## Details of Electric Charges

09/26/2022 - 10/24/2022 (29 billing days)

Service For: 149 OAK AVE  
Service Agreement ID: 6542845637 SECURITY GATE  
Rate Schedule: B1 Bus Low Use  
Enrolled Programs: Peak Day Pricing Plan

### 09/26/2022 - 09/30/2022

Customer Charge	5 days @ \$0.32854	\$1.64
Energy Charges		
Peak	3.653100 kWh @ \$0.38827	1.42
Part Peak	2.315200 kWh @ \$0.33904	0.78
Off Peak	7.932600 kWh @ \$0.31824	2.52
PDP Program Details		
Peak Usage Credits	3.653100 kWh @ -\$0.05667	-0.21
Part Peak Usage Credits	2.315200 kWh @ -\$0.01683	-0.04

### 10/01/2022 - 10/24/2022

Customer Charge	24 days @ \$0.32854	\$7.88
Energy Charges		
Peak	17.466000 kWh @ \$0.31285	5.46
Off Peak	50.844900 kWh @ \$0.29674	15.09
Energy Commission Tax		0.02

**\$34.56**

## Adjustments

CA Climate Credit	-\$39.30
CA Climate Credit	-39.30

**Total Adjustments - \$78.60**

## Service Information

Meter #	1004466471
Total Usage	82.211800 kWh
Serial	C
Rotating Outage Block	11F

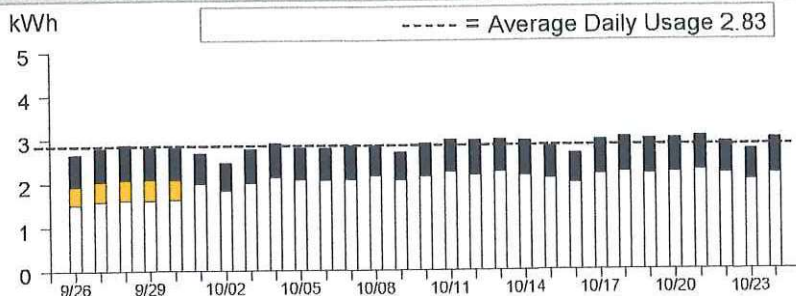
## Additional Messages

### CA Climate Credit -

You received a Climate Credit on this month's electric bill. For more information about this California Climate Credit, visit [www.cpuc.ca.gov/smallbusinessclimatecredit](http://www.cpuc.ca.gov/smallbusinessclimatecredit)

From March 1, 2022 to February 28, 2023, the Wildfire Fund Charge is offset by \$0.00109/kWh to reflect excess funds from the Department of Water Resources (DWR) Bond charge. The Wildfire Fund Charge is also offset by an additional \$0.00084/kWh during this same period for excess funds from the DWR Power charge. These charges were included in your electric charges prior to 2021 and were related to bonds issued and energy provided to customers by DWR during the 2000-2001 California energy crisis.

## Electric Usage This Period: 82.211800 kWh, 29 billing days



	Usage	Energy Charges
Peak <sup>1</sup>	25.68%	\$6.88
Part Peak <sup>2</sup>	2.83%	\$0.78
Off Peak <sup>3</sup>	71.49%	\$17.61
Super Off Peak <sup>4</sup>	0.00%	\$0.00

<sup>1</sup>Peak: Year-round, Daily, 4:00pm-9:00pm

<sup>2</sup>Part Peak: Summer, 6/1-9/30, Daily, 2:00pm-4:00pm and 9:00pm-11:00pm

<sup>3</sup>Off Peak: Summer, 6/1-9/30, Daily, 11:00pm-2:00pm

Winter, 10/1-2/28, Daily, 9:00pm-4:00pm

Winter, 3/1-5/31, Daily, 9:00pm-9:00am and 2:00pm-4:00pm

<sup>4</sup>Super Off Peak: Winter, Daily, 3/1-5/31, 9:00am-2:00pm



Visit [www.pge.com/MyEnergy](http://www.pge.com/MyEnergy) for a detailed bill comparison.





# ENERGY STATEMENT

www.pge.com/MyEnergy

Account No: 0042707453-9

Statement Date: 10/25/2022

Due Date: 11/14/2022



## Service For:

CENTRAL PACIFIC BLDRS INC  
269 OAK AVE  
CLOVIS, CA 93611

## Your Account Summary

Amount Due on Previous Statement	\$20.20
Payment(s) Received Since Last Statement	-20.20
Previous Unpaid Balance	\$0.00
Current Electric Charges	\$19.10
Electric Adjustments	-78.60

## Questions about your bill?

Business Specialist available:  
Mon-Fri: 7am to 6pm  
1-800-468-4743  
www.pge.com/MyEnergy

**CREDIT BALANCE - NO PAYMENT DUE**

**-\$59.50**

## Ways To Pay

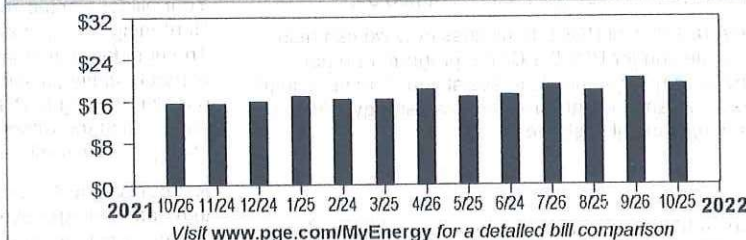
www.pge.com/waystopay

## Your Enrolled Programs

Peak Day Pricing Plan

## Electric Monthly Billing History

### Daily Usage Comparison



1 Year Ago	Last Period	Current Period
0.82	0.89	1.09
Electric kWh / Day		

Visit www.pge.com/MyEnergy for a detailed bill comparison

CHECKED OCT 31 2022

No payment is due. Please retain for your records. Thank you.

999000427074539000000191000000000000



Account Number:  
**0042707453-9**

Total Amount Due:  
**No Payment Due**

962330010057 01 AV 0.45 63 4327 2



CENTRAL PACIFIC BLDRS INC  
331 W SHIELDS AVE  
FRESNO, CA 93705-4106

PG&E  
BOX 997300  
SACRAMENTO, CA 95899-7300







# ENERGY STATEMENT

www.pge.com/MyEnergy

Account No: 0042707453-9  
Statement Date: 10/25/2022  
Due Date: 11/14/2022

## Details of Electric Charges

09/26/2022 - 10/24/2022 (29 billing days)

Service For: 269 OAK AVE  
Service Agreement ID: 0042707739 T POLE-D&C #7224108  
Rate Schedule: B1 Bus Low Use  
Enrolled Programs: Peak Day Pricing Plan

09/26/2022 - 09/30/2022

Customer Charge	5 days @ \$0.32854	\$1.64
Energy Charges		
Peak	1.338000 kWh @ \$0.38827	0.52
Part Peak	0.829000 kWh @ \$0.33904	0.28
Off Peak	3.235000 kWh @ \$0.31824	1.03
PDP Program Details		
Peak Usage Credits	1.338000 kWh @ -\$0.05667	-0.08
Part Peak Usage Credits	0.829000 kWh @ -\$0.01683	-0.01

10/01/2022 - 10/24/2022

Customer Charge	24 days @ \$0.32854	\$7.88
Energy Charges		
Peak	5.917000 kWh @ \$0.31285	1.85
Off Peak	20.169000 kWh @ \$0.29674	5.98
Energy Commission Tax		0.01

**\$19.10**

## Adjustments

CA Climate Credit	-\$39.30
CA Climate Credit	-39.30

**Total Adjustments** **-\$78.60**

## Service Information

Meter #	1008817939
Total Usage	31.488000 kWh
Serial	C
Rotating Outage Block	11F

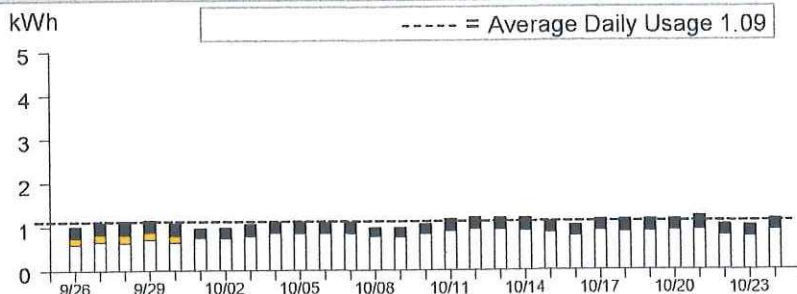
## Additional Messages

### CA Climate Credit -

You received a Climate Credit on this month's electric bill. For more information about this California Climate Credit, visit [www.cpuc.ca.gov/smallbusinessclimatecredit](http://www.cpuc.ca.gov/smallbusinessclimatecredit)

From March 1, 2022 to February 28, 2023, the Wildfire Fund Charge is offset by \$0.00109/kWh to reflect excess funds from the Department of Water Resources (DWR) Bond charge. The Wildfire Fund Charge is also offset by an additional \$0.00084/kWh during this same period for excess funds from the DWR Power charge. These charges were included in your electric charges prior to 2021 and were related to bonds issued and energy provided to customers by DWR during the 2000-2001 California energy crisis.

## Electric Usage This Period: 31.488000 kWh, 29 billing days



	Usage	Energy Charges
Peak <sup>1</sup>	23.04%	\$2.37
Part Peak <sup>2</sup>	2.64%	\$0.28
Off Peak <sup>3</sup>	74.32%	\$7.01
Super Off Peak <sup>4</sup>	0.00%	\$0.00

<sup>1</sup>Peak: Year-round, Daily, 4:00pm-9:00pm

<sup>2</sup>Part Peak: Summer, 6/1-9/30, Daily, 2:00pm-4:00pm and 9:00pm-11:00pm

<sup>3</sup>Off Peak: Summer, 6/1-9/30, Daily, 11:00pm-2:00pm  
Winter, 10/1-2/28, Daily, 9:00pm-4:00pm

Winter, 3/1-5/31, Daily, 9:00pm-9:00am and 2:00pm-4:00pm

<sup>4</sup>Super Off Peak: Winter, Daily, 3/1-5/31, 9:00am-2:00pm



Visit [www.pge.com/MyEnergy](http://www.pge.com/MyEnergy) for a detailed bill comparison.





# ENERGY STATEMENT

www.pge.com/MyEnergy

Account No: 0042707453-9

Statement Date: 11/23/2022

Due Date: 12/12/2022

## Service For:

CENTRAL PACIFIC BLDRS INC  
269 OAK AVE  
CLOVIS, CA 93611

## Your Account Summary

Credit Balance on Previous Statement	- \$59.50
Payment(s) Received Since Last Statement	0.00
Outstanding Credit Balance	- \$59.50
Current Electric Charges	\$19.03

## Questions about your bill?

Business Specialist available:  
Mon-Fri: 7am to 6pm  
1-800-468-4743  
www.pge.com/MyEnergy

## Ways To Pay

www.pge.com/waystopay

## Your Enrolled Programs

Peak Day Pricing Plan

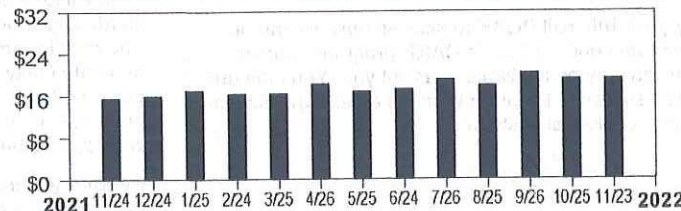
**CREDIT BALANCE - NO PAYMENT DUE**

**- \$40.47**



## Electric Monthly Billing History

### Daily Usage Comparison



1 Year Ago	Last Period	Current Period
0.82	1.08	1.09
Electric kWh / Day		

Visit www.pge.com/MyEnergy for a detailed bill comparison

## Important Messages

Your commercial electricity rate Your electricity usage is currently billed on a non-residential (commercial or industrial) rate. If this is incorrect, please call us at 1-800-468-4743.

*Customer View  
AD AREA 2*

No payment is due. Please retain for your records. Thank you.


9990004270745390000001903000000000



Account Number:  
**0042707453-9**

Total Amount Due:  
**No Payment Due**

986780010419 01 AV 0.45 68 5247 2



CENTRAL PACIFIC BLDRS INC  
331 W SHIELDS AVE  
FRESNO, CA 93705-4106

PG&E  
BOX 997300  
SACRAMENTO, CA 95899-7300





# ENERGY STATEMENT

www.pge.com/MyEnergy

Account No: 0042707453-9

Statement Date: 11/23/2022

Due Date: 12/12/2022

## Details of Electric Charges

10/25/2022 - 11/22/2022 (29 billing days)

Service For: 269 OAK AVE

Service Agreement ID: 0042707739 T POLE-D&C #7224108

Rate Schedule: B1 Bus Low Use

Enrolled Programs: Peak Day Pricing Plan

10/25/2022 - 11/22/2022

Customer Charge	29 days @ \$0.32854	\$9.53
Energy Charges		
Peak	7.249000 kWh @ \$0.31285	2.27
Off Peak	24.323000 kWh @ \$0.29674	7.22
Energy Commission Tax		0.01
		<b>\$19.03</b>

## Service Information

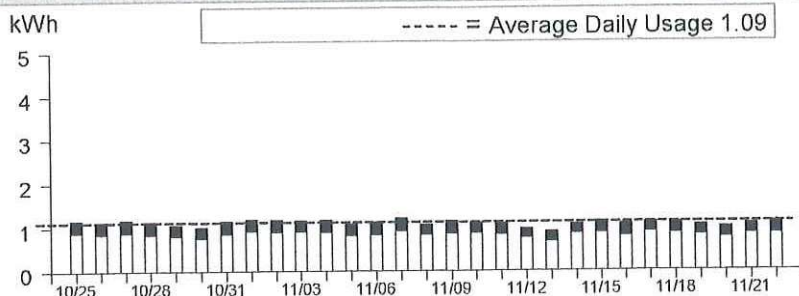
Meter #	1008817939
Total Usage	31.572000 kWh
Serial	C
Rotating Outage Block	11F

## Additional Messages

Your electricity bill for this month reflects a credit amount from your last bill, which may be due in part to the **California Climate Credit** included in the "Adjustments" section of last month's electricity bill.

From March 1, 2022 to February 28, 2023, the Wildfire Fund Charge is offset by \$0.00109/kWh to reflect excess funds from the Department of Water Resources (DWR) Bond charge. The Wildfire Fund Charge is also offset by an additional \$0.00084/kWh during this same period for excess funds from the DWR Power charge. These charges were included in your electric charges prior to 2021 and were related to bonds issued and energy provided to customers by DWR during the 2000-2001 California energy crisis.

## Electric Usage This Period: 31.572000 kWh, 29 billing days



	Usage	Energy Charges
Peak <sup>1</sup>	22.96%	\$2.27
Part Peak <sup>2</sup>	0.00%	\$0.00
Off Peak <sup>3</sup>	77.04%	\$7.22
Super Off Peak <sup>4</sup>	0.00%	\$0.00

<sup>1</sup>Peak: Year-round, Daily, 4:00pm-9:00pm

<sup>2</sup>Part Peak: Summer, 6/1-9/30, Daily, 2:00pm-4:00pm and 9:00pm-11:00pm

<sup>3</sup>Off Peak: Summer, 6/1-9/30, Daily, 11:00pm-2:00pm

Winter, 10/1-2/28, Daily, 9:00pm-4:00pm

Winter, 3/1-5/31, Daily, 9:00pm-9:00am and 2:00pm-4:00pm

<sup>4</sup>Super Off Peak: Winter, Daily, 3/1-5/31, 9:00am-2:00pm



Visit [www.pge.com/MyEnergy](http://www.pge.com/MyEnergy) for a detailed bill comparison.





# ENERGY STATEMENT

www.pge.com/MyEnergy

Account No: 6542845756-1  
Statement Date: 11/23/2022  
Due Date: 12/12/2022

## Service For:

ASSESSMENT DISTRCT BA2C/O WESTCO  
EQUITIES  
149 OAK AVE  
CLOVIS, CA 93611

## Your Account Summary

Credit Balance on Previous Statement	- \$44.04
Payment(s) Received Since Last Statement	0.00
Outstanding Credit Balance	- \$44.04
Current Electric Charges	\$36.17

## Questions about your bill?

Business Specialist available:  
Mon-Fri: 7am to 6pm  
1-800-468-4743  
www.pge.com/MyEnergy

## Ways To Pay

www.pge.com/waystopay

## Your Enrolled Programs

Peak Day Pricing Plan

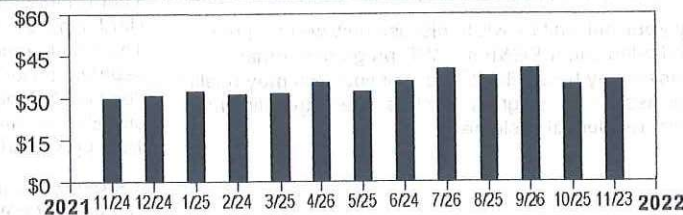
**CREDIT BALANCE - NO PAYMENT  
DUE**

**- \$7.87**



## Electric Monthly Billing History

### Daily Usage Comparison



Visit [www.pge.com/MyEnergy](http://www.pge.com/MyEnergy) for a detailed bill comparison

## Important Messages

Your commercial electricity rate Your electricity usage is currently billed on a non-residential (commercial or industrial) rate. If this is incorrect, please call us at 1-800-468-4743.

No payment is due. Please retain for your records. Thank you.

999065428457561000000361700000000000



Account Number:  
**6542845756-1**

Total Amount Due:  
**No Payment Due**

986780010420 01 AV 0.45 68 5248 2



ASSESSMENT DISTRCT BA2C/O WESTCO EQUITIES  
331 W SHIELDS AVE  
FRESNO, CA 93705-4106

PG&E  
BOX 997300  
SACRAMENTO, CA 95899-7300





# ENERGY STATEMENT

[www.pge.com/MyEnergy](http://www.pge.com/MyEnergy)

Account No: 6542845756-1  
Statement Date: 11/23/2022  
Due Date: 12/12/2022

## Details of Electric Charges

10/25/2022 - 11/22/2022 (29 billing days)

Service For: 149 OAK AVE  
Service Agreement ID: 6542845637 SECURITY GATE  
Rate Schedule: B1 Bus Low Use  
Enrolled Programs: Peak Day Pricing Plan

10/25/2022 - 11/22/2022

Customer Charge	29 days @ \$0.32854	\$9.53
Energy Charges		
Peak	22.884200 kWh @ \$0.31285	7.16
Off Peak	65.538200 kWh @ \$0.29674	19.45
Energy Commission Tax		0.03
		<b>\$36.17</b>

## Service Information

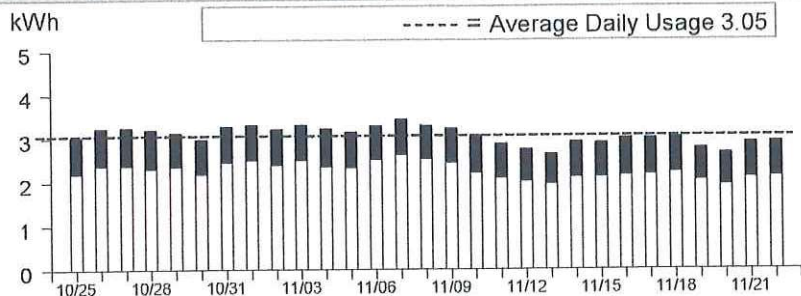
Meter #	1004466471
Total Usage	88.422400 kWh
Serial	C
Rotating Outage Block	11F

## Additional Messages

Your electricity bill for this month reflects a credit amount from your last bill, which may be due in part to the **California Climate Credit** included in the "Adjustments" section of last month's electricity bill.

From March 1, 2022 to February 28, 2023, the Wildfire Fund Charge is offset by \$0.00109/kWh to reflect excess funds from the Department of Water Resources (DWR) Bond charge. The Wildfire Fund Charge is also offset by an additional \$0.00084/kWh during this same period for excess funds from the DWR Power charge. These charges were included in your electric charges prior to 2021 and were related to bonds issued and energy provided to customers by DWR during the 2000-2001 California energy crisis.

## Electric Usage This Period: 88.422400 kWh, 29 billing days



	Usage	Energy Charges
■ Peak <sup>1</sup>	25.88%	\$7.16
■ Part Peak <sup>2</sup>	0.00%	\$0.00
□ Off Peak <sup>3</sup>	74.12%	\$19.45
■ Super Off Peak <sup>4</sup>	0.00%	\$0.00

<sup>1</sup>Peak: Year-round, Daily, 4:00pm-9:00pm

<sup>2</sup>Part Peak: Summer, 6/1-9/30, Daily, 2:00pm-4:00pm and 9:00pm-11:00pm

<sup>3</sup>Off Peak: Summer, 6/1-9/30, Daily, 11:00pm-2:00pm  
Winter, 10/1-2/28, Daily, 9:00pm-4:00pm

Winter, 3/1-5/31, Daily, 9:00pm-9:00am and 2:00pm-4:00pm  
<sup>4</sup>Super Off Peak: Winter, Daily, 3/1-5/31, 9:00am-2:00pm



Visit [www.pge.com/MyEnergy](http://www.pge.com/MyEnergy) for a detailed bill comparison.



Blackhorse Estates

October - December 2022

FINAL PAGE