

MONTHLY REPORTS

In addition to annual financial statements, boards normally receive unaudited financial statements monthly upon completion. They are often generated by the association's management company and may be prepared using cash or modified accrual accounting. This packet includes the following records: Balance Sheet, Reserve Summary, Income Statements, Budget Comparison (YTD), Cash Flow, General Ledgers Report and Bank Reconciliations Reports.

Blackhorse Estates July - September 2022

Prepared & Provided By



p 559.221.3170
f 559.225.3174
331 W. Shields Ave.
Fresno, CA 93705
www.regencyfresno.com
CA BRE Corporation #01074711

Management Disclosure: The notes on the monthly report are intended to help clarify or point out notable items. The notes are a supplement and should not be relied upon to show the complete financial picture of the association. Board members are obligated to review their association's financial records monthly. Please see Civil Code &5500 and &5501 for more information.

Blackhorse Estates
'July - September 2022

Report Title	Page #
* Balance Sheet	1
* Bank Statement	2 - 18
* Deposits	19 - 20
* Misc Documents	21 - 40
* Country View Financials	41 - 94
* Renaissance Financials	95 - 138

Balance Sheet

Properties: Country View - (81) Blackhorse ,Renaissance - (45) Blackhorse

As of 09/30/22 (cash basis)

ASSETS

Bank	
77619 Blackhorse Estates III-FFB	450.86
Total Bank	450.86
Other Current Asset	
1200 Undeposited Funds	40.00
Total Other Current Asset	40.00
TOTAL ASSETS	490.86

LIABILITIES & EQUITY

Liabilities

Other Current Liability	
2003 Owner Contributions	171,215.94
Total Other Current Liability	171,215.94
Total Liabilities	171,215.94

Equity

3000 Net Income	-16,928.14
3001 Retained Earnings	-153,796.94
Total Equity	-170,725.08

TOTAL LIABILITIES & EQUITY	490.86
---------------------------------------	---------------

Bank Reconciliation Report

Blackhorse Estates III-FFB

Reconciled on: 09/30/22

Payments

Date	Ref #	Details	Amount
08/25/22	521	Guardian Western Sweeping, INC	257.40
08/31/22	AV32	BrightView Landscape Service Inc.	548.47
08/31/22	AV33	BrightView Landscape Service Inc.	483.50
09/01/22	522	Regency Property	1,998.17
09/07/22	523	Regency Property	262.90
09/07/22	ACH	American Express Credit Card	5.79
09/20/22	524	Regency Property	116.04
09/20/22	525	PG&E	73.20
			3,745.47

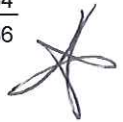
Outstanding Payments

Date	Ref #	Details	Amount
09/27/22	526	City of Clovis	955.09
09/27/22	527	City of Clovis	230.45
			1,185.54

Summary


Beginning Balance:	5,381.87
+ Selected Deposits (0)	0.00
- Selected Payments (8)	3,745.47
Ending Balance:	1,636.40
Goal:	1,636.40
Difference:	0.00

Reconciled Balance	1,636.40
+ Uncleared Deposits	0.00
- Outstanding Checks	1,185.54
Register Balance	450.86





FINANCIAL SERVICES STATEMENT



WA FUNDING INC
DBA REGENCY PROPERTY MANAGEMENT
ITF BLACKHORSE ESTATES III ASSESSMENT
DISTRICT
331 W SHIELDS AVE
FRESNO CA 93705



Statement Date: 09/30/2022

Account No.: *****7619 Page: 1

ANALYZED BUSINESS CHECKING SUMMARY

Type: **REG Status: Active

Category	Number	Amount
Balance Forward From 08/31/22		5,381.87
Debits	5	2,707.71
Automatic Withdrawals	3	1,037.76
Ending Balance On 09/30/22		1,636.40
Average Balance (Ledger)	2,098.26+	

ELECTRONIC DEBITS

Date	Description	Amount
09/01/22	AVIDPAY SERVICE AVIDPAY REF CK AV33 220831 BrightView Landscape Service Inc94596163 43377114 94596163	483.50
09/01/22	AVIDPAY SERVICE AVIDPAY REF CK AV32 220831 BrightView Landscape Service Inc94596155 43377108 94596155	548.47
09/08/22	RENAISSANCE - AMEX-INTERNET TRANSFER FROM CHK 7619 TO CHK 4453 7731229	5.79

CHECKS AND OTHER DEBITS

* indicates a gap in the check numbers

Date	Check #	Amount	Date	Check #	Amount	Date	Check #	Amount
09/20/22	521	257.40	09/12/22	523	262.90	09/26/22	525	73.20
09/02/22	522	1,998.17	09/20/22	524	116.04			

DAILY BALANCE SUMMARY

Beginning Ledger Balance on 08/31/22 was 5,381.87

Date	Balance	Date	Balance	Date	Balance
09/01/22	4,349.90	09/08/22	2,345.94	09/20/22	1,709.60
09/02/22	2,351.73	09/12/22	2,083.04	09/26/22	1,636.40

This Statement Cycle Reflects 30 Days



FresnoFirstBank.com
559.439.0200

7690 N Palm Ave
Fresno, CA 93711

FINANCIAL SERVICES STATEMENT



Statement Date: 09/30/2022

Account No.:

*****7619 Page: 2

IMPORTANT MESSAGE!!! FOR SECURITY PURPOSES, YOUR FULL ACCOUNT NUMBER WILL NOW BE MASKED ON YOUR MONTHLY BANK STATEMENTS. YOU WILL STILL HAVE FULL VISIBILITY WITHIN ONLINE BANKING.

**Direct Inquiries About Electronic Entries To:
Phone: (559) 439-0200**

IMAGE STATEMENT

WA Pounding 147
Elizabeth's Baiting III
531 W Shields Ave
Fresno, CA 93705

Pay to the Order of:
Fresno, CA 93711

5221

08/25/92

257.40***

GUARDIAN WESTERN SWEEPING, INC
TWO HUNDRED FIFTY SEVEN DOLLARS AND 40/100

GUARDIAN WESTERN SWEEPING, INC
4501 E Lansing Way
Fresno, CA 93727

Beal Hordie

Invoice # 52377 Cambridge County View, Inc. 375068
Remittance

5210 0123444444 0000776149

AM: 257.40 CK: 521 DT: 09/20 SQ: 80601120 Paid

WA Funding II
Blackwelder Catalina III
331 W Shields Ave
Fresno, CA 93705

Account Paid Name
7968 N Palm Ave #14
Fresno, CA 93711

523

06/07/2007

282.90

RECENT PROPERTY

TWO HUNDRED SIXTY TWO DOLLARS AND 90/100 *****

RECENT PROPERTY
331 W Shields Ave
Fresno, CA 93705

Bruce Hardice

Property Paid Closing Inv Invoice # 140472 for MVAIP
Satisfaction

5234 412166466 4000776149

AM: 262.90 CK: 523 DT: 09/12 SQ: 70101110 Paid

WA Fandling Rd
Buckner Estates III
301 W. Glendale
Fremont, CA 93105

Contract Post Date
Printed Date: Jan 01 2001
Contract No. 82714

525

00/20/2022

73.20****

PG&E

SEVENTY THREE DOLLARS AND 20/100

PG&E
Box 997300
Sacramento, CA 95839-7300

Brand Handled

Acc# 0040727453-91 Century View # 200 On-Job, Acc#
944162-90 100 Century View # 144 On-Job, Acc# 110009000

1000779447

AM: 73.20 CK: 525 DT: 09/26 SQ: 80002830 Paid

WA Funding of
Blackstone Estates III
331 W Shields Ave
Fresno, CA 93705

From: Fred Back
To: B. P. & A. 4/18
Fresno, CA 93711

522

DMO/10222

T. 098.17**

REGENCY PROPERTY.

ONE THOUSAND NINE HUNDRED NINETY EIGHT DOLLARS AND 17/100 *****

REGENCY PROPERTY.
331 W. Shields Ave
Fresno, CA 93705

Basil Hunter

Managing trust for multiple property.

#522# 152144445# 100077617#

AM: 1,998.17 CK: 522 DT: 09/02 SQ: 70402110 Paid

WA Funding for
Bushmore Estates III
421 W Shields Ave
Fresno, CA 93705

Phone First Sale
760-9 N. High Ave #11
Hawthorne, CA 90115

09/20/2022

REGENCY PROPERTY

ONE HUNDRED SIXTEEN DOLLARS AND 04/100

REGENCY PROPERTY
421 W. Shields Ave
Fresno, CA 93705

Brad Hawlee

Copies and Forfeiture and Valid fine invoice 37422

0526 012164165 1000776194

AM: 116.04 CK: 524 DT: 09/20 SQ: 71001870 Paid



Bank Reconciliation Report

Blackhorse Estates III-FFB

Reconciled on: 08/31/22

Deposits

Date	Ref #	Details	Amount
08/24/22	D142172	Bank Deposit: ePay Provider Deposit: Blackhorse Estates III-FFB	40.00
			40.00

Payments

Date	Ref #	Details	Amount
07/31/22	516	Regency Property	5,994.51
08/01/22	517	Regency Property	1,998.17
08/03/22	518	Regency Property	35.01
08/03/22	AV29	BrightView Landscape Service Inc.	548.47
08/03/22	AV30	BrightView Landscape Service Inc.	483.50
08/05/22	519	PG&E	17.76
08/18/22	ACH	State Farm Payment Processing Center	642.99
08/25/22	520	Regency Property	14.95
08/25/22	AV31	Expert Gate Repair	240.00
			9,976.36

Outstanding Payments

Date	Ref #	Details	Amount
08/25/22	521	Guardian Western Sweeping, INC	257.40
08/31/22	AV32	BrightView Landscape Service Inc.	548.47
08/31/22	AV33	BrightView Landscape Service Inc.	483.50
			1,289.37

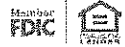
Summary

Beginning Balance:	15,317.23
+ Selected Deposits (1)	40.00
- Selected Payments (9)	9,975.36
Ending Balance:	5,381.87
Goal:	5,381.87
Difference:	0.00

Reconciled Balance	5,381.87
+ Uncleared Deposits	0.00
- Outstanding Checks	1,289.37
Register Balance	4,092.50



FINANCIAL SERVICES STATEMENT



WA FUNDING INC
DBA REGENCY PROPERTY MANAGEMENT
ITF BLACKHORSE ESTATES III ASSESSMENT
DISTRICT
331 W SHIELDS AVE
FRESNO CA 93705



Statement Date: 08/31/2022

Account No.: *****7619 Page: 1

ANALYZED BUSINESS CHECKING SUMMARY

Type: **REG Status: Active

Category	Number	Amount
Balance Forward From 07/29/22		15,317.23
Debits	5	8,060.40
Automatic Withdrawals	4	1,914.96
Automatic Deposits	1	40.00 +
Ending Balance On 08/31/22		5,381.87
Average Balance (Ledger)	6,652.87 +	

ALL CREDIT ACTIVITY

Date	Description	Amount
08/24/22	PAYLEASE.COM CREDIT	40.00

ELECTRONIC DEBITS

Date	Description	Amount
08/05/22	AVIDPAY SERVICE AVIDPAY REF CK AV30 220803 BrightView Landscape Service Inc92497710 41252261 92497710	483.50
08/05/22	AVIDPAY SERVICE AVIDPAY REF CK AV29 220803 BrightView Landscape Service Inc92488728 41248803 92488728	548.47
08/19/22	STATE FARM RO 08 CPC-CLIENT	642.99
08/29/22	AVIDPAY SERVICE AVIDPAY REF CK AV31 220825 Expert Gate Repair 94277134 4312754794277134	240.00

CHECKS AND OTHER DEBITS

* indicates a gap in the check numbers

Date	Check #	Amount	Date	Check #	Amount	Date	Check #	Amount
08/01/22	516	5,994.51	08/03/22	518	35.01	08/25/22	520	14.95
08/01/22	517	1,998.17	08/09/22	519	17.76			

DAILY BALANCE SUMMARY

Beginning Ledger Balance on 07/29/22 was 15,317.23

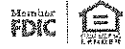
Date	Balance	Date	Balance	Date	Balance
08/01/22	7,324.55	08/09/22	6,239.81	08/25/22	5,621.87
08/03/22	7,289.54	08/19/22	5,596.82	08/29/22	5,381.87
08/05/22	6,257.57	08/24/22	5,636.82		



FresnoFirstBank.com
559.439.0200

7690 N Palm Ave
Fresno, CA 93711

FINANCIAL SERVICES STATEMENT



Statement Date: 08/31/2022

Account No.: *****7619 Page: 2

This Statement Cycle Reflects 33 Days

IMPORTANT MESSAGE!!! FOR SECURITY PURPOSES, YOUR FULL ACCOUNT NUMBER WILL NOW BE MASKED ON YOUR MONTHLY BANK STATEMENTS. YOU WILL STILL HAVE FULL VISIBILITY WITHIN ONLINE BANKING.

Direct Inquiries About Electronic Entries To:
Phone: (559) 439-0200



**Fresno
First** BANK

WA FUNDING INC

Account No. : *****7619

Stmt. Date : 08/31/2022

Bank : 667

Images : 5

Page : 3

IMAGE STATEMENT

WA Funding Inc
Blackhorse Estates III
331 W. Shields Ave
Fresno, CA 93705

Fresno First Bank
1700 W. Shaw Ave #111
Fresno, CA 93711

516
07/31/2022

REGENCY PROPERTY
5,994.51**

FIVE THOUSAND NINE HUNDRED NINETY FOUR DOLLARS AND 51/100 *****

REGENCY PROPERTY
331 W. Shields Ave
Fresno, CA 93705

Management fees for multiple properties.

51610 121211441451 100077619

AM: 5,994.51 CK: 516 DT: 08/01 SQ: 71600870 Paid

WA Funding Inc
Blackhorse Estates III
331 W. Shields Ave
Fresno, CA 93705

Fresno First Bank
1700 W. Shaw Ave #111
Fresno, CA 93711

517
08/01/2022

REGENCY PROPERTY
1,998.17**

ONE THOUSAND NINE HUNDRED NINETY EIGHT DOLLARS AND 17/100 *****

REGENCY PROPERTY
331 W. Shields Ave
Fresno, CA 93705

Management fees for multiple properties.

51710 121211441451 100077619

AM: 1,998.17 CK: 517 DT: 08/01 SQ: 71600890 Paid

WA Funding Inc
Blackhorse Estates III
331 W. Shields Ave
Fresno, CA 93705

Fresno First Bank
1700 W. Shaw Ave #111
Fresno, CA 93711

518
08/03/2022

REGENCY PROPERTY
35.01**

THIRTY FIVE DOLLARS AND 01/100 *****

REGENCY PROPERTY
331 W. Shields Ave
Fresno, CA 93705

Management fees for multiple properties.

51810 121211441451 100077619

AM: 35.01 CK: 518 DT: 08/03 SQ: 70202100 Paid

WA Funding Inc
Blackhorse Estates III
331 W. Shields Ave
Fresno, CA 93705

Fresno First Bank
1700 W. Shaw Ave #111
Fresno, CA 93711

519
08/09/2022

PG&E
17.76**

SEVENTEEN DOLLARS AND 76/100 *****

PG&E
Box 997300
Sacramento, CA 95809-7300

Account 11900500-1 is 501 N. Marquette Ave. Apt. 994949706
17 Blackhorse / Apt. 204071493-9-1 309 Oak Ave

51910 121211441451 100077619

AM: 17.76 CK: 519 DT: 08/09 SQ: 80801280 Paid

WA Funding Inc
Blackhorse Estates III
331 W. Shields Ave
Fresno, CA 93705

Fresno First Bank
1700 W. Shaw Ave #111
Fresno, CA 93711

520
08/25/2022

REGENCY PROPERTY
14.95**

FOURTEEN DOLLARS AND 95/100 *****

REGENCY PROPERTY
331 W. Shields Ave
Fresno, CA 93705

Management fees for multiple properties.

52010 121211441451 100077619

AM: 14.95 CK: 520 DT: 08/25 SQ: 70300670 Paid



Bank Reconciliation Report

Blackhorse Estates III-FFB

Reconciled on: 07/31/22

Deposits

Date	Ref #	Details	Amount
07/01/22	J23199	Journal: D137055 Remote Control Unit 630	40.00
07/15/22	D140115	Bank Deposit	40.00
07/15/22	D140116	Bank Deposit	13,213.04
			13,293.04

Payments

Date	Ref #	Details	Amount
06/28/22	510	Expert Gate Repair	290.81
07/01/22	ACH	American Express Credit Card	210.09
07/01/22	ACH	American Express Credit Card	154.50
07/01/22	ACH	American Express Credit Card	104.87
07/07/22	511	PG&E	122.70
07/07/22	512	PG&E	30.31
07/15/22	513	PG&E	100.84
07/20/22	514	Guardian Western Sweeping, INC	257.40
07/21/22	515	City of Clovis	144.39
07/27/22	AV27	BrightView Landscape Service Inc.	541.08
07/27/22	AV28	BrightView Landscape Service Inc.	476.98
			2,433.97

Summary

Beginning Balance:	4,458.16
+ Selected Deposits (3)	13,293.04
- Selected Payments (11)	2,433.97
Ending Balance:	15,317.23
Goal:	15,317.23
Difference:	0.00

Reconciled Balance	15,317.23
+ Uncleared Deposits	0.00
- Outstanding Checks	0.00
Register Balance	15,317.23



FresnoFirstBank.com
559.439.0200

7690 N Palm Ave
Fresno, CA 93711

FINANCIAL SERVICES STATEMENT



WA FUNDING INC
DBA REGENCY PROPERTY MANAGEMENT
ITF BLACKHORSE ESTATES III ASSESSMENT
DISTRICT
331 W SHIELDS AVE
FRESNO CA 93705



Statement Date: 07/29/2022

Account No.: *****7619 Page: 1

ANALYZED BUSINESS CHECKING SUMMARY

Type: **REG Status: Active

Category	Number	Amount
Balance Forward From 06/30/22		4,458.16
Deposits	1	40.00+
Debits	6	946.45
Automatic Withdrawals	5	1,487.52
Automatic Deposits	2	13,253.04+
Ending Balance On 07/29/22		15,317.23
Average Balance (Ledger)	10,598.39+	

ALL CREDIT ACTIVITY

Date	Description	Amount
07/08/22	D137055 REMOTE CONTROL UNIT 630-INTERNET TRANSFER FROM CHK 4437 TO CHK 7619 8170429	40.00
07/15/22	CLOVIS UTIL BILL AP EFT	13,213.04
07/18/22	REMOTE DEPOSIT CK#0000000001	40.00

ELECTRONIC DEBITS

Date	Description	Amount
07/07/22	CCV HOA-INTERNET TRANSFER FROM CHK 7619 TO CHK 4453 4701114	104.87
07/07/22	AD AREA 1-INTERNET TRANSFER FROM CHK 7619 TO CHK 4453 9381119	154.50
07/07/22	AD AREA 1-INTERNET TRANSFER FROM CHK 7619 TO CHK 4453 8834874	210.09
07/29/22	AVIDPAY SERVICE AVIDPAY REF CK AV28 220727 BrightView Landscape Service Inc91999644 40794067 91999644	476.98
07/29/22	AVIDPAY SERVICE AVIDPAY REF CK AV27 220727 BrightView Landscape Service Inc91999643 40794066 91999643	541.08

CHECKS AND OTHER DEBITS

* indicates a gap in the check numbers

Date	Check #	Amount	Date	Check #	Amount	Date	Check #	Amount
07/14/22	510	290.81	07/14/22	512	30.31	07/26/22	514	257.40
07/14/22	511	122.70	07/19/22	513	100.84	07/27/22	515	144.39

Continued

1/3892/1



Statement Date: 07/29/2022

Account No.: *****7619 Page: 2

DAILY BALANCE SUMMARY

Beginning Ledger Balance on 06/30/22 was 4,458.16

Date	Balance	Date	Balance	Date	Balance
07/07/22	3,988.70	07/15/22	16,797.92	07/26/22	16,479.68
07/08/22	4,028.70	07/18/22	16,837.92	07/27/22	16,335.29
07/14/22	3,584.88	07/19/22	16,737.08	07/29/22	15,317.23

This Statement Cycle Reflects 29 Days

IMPORTANT MESSAGE!!! FOR SECURITY PURPOSES, YOUR FULL ACCOUNT NUMBER WILL NOW BE MASKED ON YOUR MONTHLY BANK STATEMENTS. YOU WILL STILL HAVE FULL VISIBILITY WITHIN ONLINE BANKING.

Direct Inquiries About Electronic Entries To:
Phone: (559) 439-0200



**Fresno
First** BANK

WA FUNDING INC
Account No. : *****7619
Stmt. Date : 07/29/2022

Bank : 667
Images : 7
Page : 3

IMAGE STATEMENT

WA Funding Inc Blackhorse Estates III 331 W Shields Ave Fresno, CA 93705	Fresno First Bank 2100 N Palm Ave #101 Fresno, CA 93711	510 08/28/2022
EXPERT GATE REPAIR		
290.81***		
TWO HUNDRED NINETY DOLLARS AND 81/100 *****		
EXPERT GATE REPAIR Po Box 28338 Fresno, CA 93729		
Invoice: 12344 Country View		
⑈510⑈ ⑆121144146⑆ 100077619⑈		

AM: 290.81 CK: 510 DT: 07/14 SQ: 80102420 Paid

WA Funding Inc Blackhorse Estates III 331 W Shields Ave Fresno, CA 93705	Fresno First Bank 2100 N Palm Ave #101 Fresno, CA 93711	511 07/07/2022
PG&E		
122.70***		
ONE HUNDRED TWENTY TWO DOLLARS AND 70/100 *****		
PG&E Box 997300 Sacramento, CA 95899-7300		
Acct: 307741258-97343 to Microfinance Plus		
⑈511⑈ ⑆121144146⑆ 100077619⑈		

AM: 122.70 CK: 511 DT: 07/14 SQ: 80002690 Paid

WA Funding Inc Blackhorse Estates III 331 W Shields Ave Fresno, CA 93705	Fresno First Bank 2100 N Palm Ave #101 Fresno, CA 93711	512 07/07/2022
PG&E		
30.31***		
THIRTY DOLLARS AND 31/100 *****		
PG&E Box 997300 Sacramento, CA 95899-7300		
Acct: 307526342-0154119 Microfinance Plus		
⑈512⑈ ⑆121144146⑆ 100077619⑈		

AM: 30.31 CK: 512 DT: 07/14 SQ: 80002680 Paid

WA Funding Inc Blackhorse Estates III 331 W Shields Ave Fresno, CA 93705	Fresno First Bank 2100 N Palm Ave #101 Fresno, CA 93711	513 07/15/2022
PG&E		
100.84***		
ONE HUNDRED DOLLARS AND 84/100 *****		
PG&E Box 997300 Sacramento, CA 95899-7300		
Acct: 308761641-0154119 Microfinance Plus Acct: 307741258-97343 to Microfinance Plus		
⑈513⑈ ⑆121144146⑆ 100077619⑈		

AM: 100.84 CK: 513 DT: 07/19 SQ: 80101330 Paid

WA Funding Inc Blackhorse Estates III 331 W Shields Ave Fresno, CA 93705	Fresno First Bank 2100 N Palm Ave #101 Fresno, CA 93711	514 07/20/2022
GUARDIAN WESTERN SWEEPING, INC		
257.40***		
TWO HUNDRED FIFTY SEVEN DOLLARS AND 40/100 *****		
GUARDIAN WESTERN SWEEPING, INC 4981 E Loring way Fresno, CA 93727		
Invoice: 2649564 Country View, Invoice: 264958 P Fresno, CA 93727		
⑈514⑈ ⑆121144146⑆ 100077619⑈		

AM: 257.40 CK: 514 DT: 07/26 SQ: 80201310 Paid

WA Funding Inc Blackhorse Estates III 331 W Shields Ave Fresno, CA 93705	Fresno First Bank 2100 N Palm Ave #101 Fresno, CA 93711	515 07/21/2022
CITY OF CLOVIS		
144.39***		
ONE HUNDRED FORTY FOUR DOLLARS AND 39/100 *****		
CITY OF CLOVIS PO Box 3007 Clovis, CA 93613-3007		
Acct: 403342239-0154119 Acct: 403342239-0154119 Acct: 403342239-0154119		
⑈515⑈ ⑆121144146⑆ 100077619⑈		

AM: 144.39 CK: 515 DT: 07/27 SQ: 80502560 Paid



Bank Reconciliation Report

Blackhorse Estates III PNC 1555

Reconciled on: 09/12/22

Deposits

Date	Ref #	Details	Amount
08/31/22	J23859	Journal: Bank Fee Waived	21.39
			21.39

Summary

Beginning Balance:	-21.39
+ Selected Deposits (1)	21.39
- Selected Payments (0)	0.00
Ending Balance:	0.00
Goal:	0.00
Difference:	0.00

Reconciled Balance	0.00
+ Uncleared Deposits	0.00
- Outstanding Checks	0.00
Register Balance	0.00

PNC Core Commercial Checking Account Statement



Page 1 of 2

Account Number: 39-1513-1555

For the period 08/01/2022 to 08/31/2022

WA FUNDING, INC
BLACKHORSE ESTATES III TRACT 4299A
331 W SHIELDS AVE
FRESNO CA 93705-4106

Number of enclosures: 0
Tax ID Number: 77-0237479
For Client Services:
Call 1-800-669-1518

Visit us at PNC.com/treasury

Write to: Treas Mgmt Client Care
One Financial Parkway
Locator Z1-Yb42-03-1
Kalamazoo MI 49009

Account Summary Information

Balance Summary

			Beginning balance	Deposits and other credits	Checks and other debits	Ending balance
			21.39-	31.39	10.00	.00
Deposits and Other Credits			Checks and Other Debits			
Description	Items	Amount	Description	Items	Amount	
Deposits	1	10.00	Checks	0	.00	
National Lockbox	0	.00	Returned Items	0	.00	
ACH Credits	0	.00	ACH Debits	0	.00	
Funds Transfers In	0	.00	Funds Transfers Out	0	.00	
Trade Services	0	.00	Trade Services	0	.00	
Investments	0	.00	Investments	0	.00	
Zero Balance Transfers	0	.00	Zero Balance Transfers	0	.00	
Adjustments	0	.00	Adjustments	0	.00	
Other Credits	1	21.39	Other Debits	1	10.00	
Total	2	31.39	Total	1	10.00	

Ledger Balance

Date	Ledger balance	Date	Ledger balance	Date	Ledger balance
08/01	21.39-	08/23	.00	08/31	.00

Deposits and Other Credits

Deposits

Date posted	Amount	Transaction description	Reference number
08/31	10.00	Deposit	037587388

1 transaction for a total of \$10.00

Other Credits

Date posted	Amount	Transaction description	Reference number
08/23	21.39	Caa Rfnd:Apr22-Jun22	IMT0001178616

1 transaction for a total of \$21.39

PNC Core Commercial Checking Account Statement

WA FUNDING, INC
BLACKHORSE ESTATES III TRACT 4299A

For the period 08/01/2022 to 08/31/2022
Page 2 of 2
Account number: 39-1513-1555

Checks and Other Debits

Other Debits

1 transaction for a total of \$10.00

Date posted	Amount	Transaction description	Reference number
08/31	10.00	Corporate Account Analysis Charge	0000000000000034745

Bank Reconciliation Report

Blackhorse Estates III PNC 1555

Reconciled on: 07/31/22

Payments

Date	Ref #	Details	Amount
07/31/22	J23453	Journal: Corporate Account Analysis Charge June and July	10.00
07/31/22	J23453	Journal: Corporate Account Analysis Charge June and July	10.00
			20.00

Summary

Beginning Balance:	-1.39
+ Selected Deposits (0)	0.00
- Selected Payments (2)	20.00
Ending Balance:	-21.39
Goal:	-21.39
Difference:	0.00

Reconciled Balance	-21.39
+ Uncleared Deposits	0.00
- Outstanding Checks	0.00
Register Balance	-21.39

Expecting PNC to reverse fees

PNC Core Commercial Checking Account Statement



Page 1 of 1

Account Number: 39-1513-1555

For the period 07/01/2022 to 07/31/2022

WA FUNDING, INC
BLACKHORSE ESTATES III TRACT 4299A
331 W SHIELDS AVE
FRESNO CA 93705-4106

Number of enclosures: 0

Tax ID Number: 77-0237479

For Client Services:

Call 1-800-669-1518

Visit us at PNC.com/treasury

Write to: Treas Mgmt Client Care

One Financial Parkway

Locator Z1-Yb42-03-1

Kalamazoo MI 49009

Account Summary Information

Balance Summary

	Beginning balance	Deposits and other credits	Checks and other debits	Ending balance
	11.39-	.00	10.00	21.39-
Deposits and Other Credits				
Description	Items	Amount	Description	Items
Deposits	0	.00	Checks	0
National Lockbox	0	.00	Returned Items	0
ACH Credits	0	.00	ACH Debits	0
Funds Transfers In	0	.00	Funds Transfers Out	0
Trade Services	0	.00	Trade Services	0
Investments	0	.00	Investments	0
Zero Balance Transfers	0	.00	Zero Balance Transfers	0
Adjustments	0	.00	Adjustments	0
Other Credits	0	.00	Other Debits	1
Total	0	.00	Total	1

Ledger Balance

Date	Ledger balance	Date	Ledger balance
07/01	11.39-	07/29	21.39-

Checks and Other Debits

Other Debits

1 transaction for a total of \$10.00

Date posted	Amount	Transaction description	Reference number
07/29	10.00	Corporate Account Analysis Charge	000000000000035637



Deposit Detail

Bank Account	Description	Reference	Date	Amount
Blackhorse Estates III-FFB	100077619	D140116	07/15/22	13,213.04

Other Items added to this deposit

Property	Unit	Reference	Account	Memo	Amount
AD Area 1		ACH	2003 - Owner Contributions		5,173.87
AD Area 2		ach	2003 - Owner Contributions		8,039.17

	Cash	Checks	Money Orders	Other items	Total
Count	0	0	0	2	2
Amount	0.00	0.00	0.00	13,213.04	13,213.04



Lori Alamo <lori@regencyfresno.com>

ACH Payment Notification from the City of Clovis

1 message

ONESolutionWorkflow@ci.clovis.ca.us <ONESolutionWorkflow@ci.clovis.ca.us>

Thu, Jul 14, 2022 at 9:19 AM

To: lori@regencyfresno.com

Cc: accountspayable@ci.clovis.ca.us

This e-mail is notification to REGENCY PROPERTY MANAGEMENT that the below funds should be credited to your bank account within three to four business days from the date of this e-mail. If this does not occur, please contact the City of Clovis Accounts Payable Office at (559) 324-2109, or via e-mail at accountspayable@cityofclovis.com.

Vendor PEID : V023017
Transaction Number : 00006862
Bank Account : XXXXXX7619

2013

Invoice Number: 33718	Date: 7/14/2022	Payment Amount: \$8039.17
Authorizing Dept: PLAN & DEV SERV	Vendor Account Number: None	
Payment Description: Inv 33718 - April, May,	PO Number: P2300465	

AD 2

Invoice Number: 33719	Date: 7/14/2022	Payment Amount: \$5173.87
Authorizing Dept: PLAN & DEV SERV	Vendor Account Number: None	
Payment Description: Inv 33719 April, May, June	PO Number: P2300464	

AD 1

Total ACH Payment	: \$13213.04
-------------------	--------------

This e-mail may contain confidential and privileged material for the sole use of the intended recipient. Any review, use, distribution or disclosure by others is strictly prohibited. If you are not the intended recipient (or authorized to receive for the recipient), please contact the sender by reply e-mail and delete all copies of this message.



ENERGY STATEMENT

www.pge.com/MyEnergy

Account No: 6542845756-1
Statement Date: 06/24/2022
Due Date: 07/11/2022

Service For:

ASSESSMENT DISTRICT BA2C/O WESTCO
EQUITIES
149 OAK AVE
CLOVIS, CA 93611

Your Account Summary

Amount Due on Previous Statement	\$99.00
Payment(s) Received Since Last Statement	-165.91
Outstanding Credit Balance	-\$66.91
Current Electric Charges	\$35.74

Questions about your bill?

Business Specialist available:
Mon-Fri: 7am to 6pm
1-800-468-4743
www.pge.com/MyEnergy

Ways To Pay

www.pge.com/waystopay

Your Enrolled Programs

Peak Day Pricing Plan

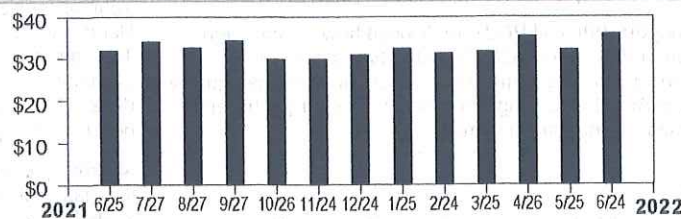
**CREDIT BALANCE - NO PAYMENT
DUE**

-\$31.17



Electric Monthly Billing History

Daily Usage Comparison



1 Year Ago	Last Period	Current Period
2.74	2.63	2.70
Electric kWh / Day		

Visit www.pge.com/MyEnergy for a detailed bill comparison

No payment is due. Please retain for your records. Thank you.

999065428457561000000357400000000000



Account Number:
6542845756-1

Total Amount Due:
No Payment Due

859870006589 01 AB 0.46 42 6589 1



ASSESSMENT DISTRICT BA2C/O WESTCO EQUITIES
331 W SHIELDS AVE
FRESNO, CA 93705-4106

PG&E
BOX 997300
SACRAMENTO, CA 95899-7300





ENERGY STATEMENT

www.pge.com/MyEnergy

Account No: 6542845756-1
Statement Date: 06/24/2022
Due Date: 07/11/2022

Details of Electric Charges

05/25/2022 - 06/23/2022 (30 billing days)

Service For: 149 OAK AVE

Service Agreement ID: 6542845637 SECURITY GATE

Rate Schedule: B1 Bus Low Use

Enrolled Programs: Peak Day Pricing Plan

05/25/2022 - 05/31/2022

Customer Charge	7 days @ \$0.32854	\$2.30
Energy Charges		
Peak	4.230000 kWh @ \$0.31009	1.31
Off Peak	10.598200 kWh @ \$0.29397	3.12
Super Off Peak	3.521300 kWh @ \$0.27755	0.98
Energy Commission Tax		0.01

06/01/2022 - 06/23/2022

Customer Charge	23 days @ \$0.32854	\$7.56
Energy Charges		
Peak	14.182200 kWh @ \$0.38827	5.51
Part Peak	10.584200 kWh @ \$0.33904	3.59
Off Peak	37.840400 kWh @ \$0.31824	12.04
PDP Program Details		
Peak Usage Credits	14.182200 kWh @ -\$0.05667	-0.80
Part Peak Usage Credits	10.584200 kWh @ -\$0.01683	-0.18
Event Day Charges	0.459000 kWh @ \$0.60000	0.28
Energy Commission Tax		0.02

\$35.74

Usage For This Period's Event Days (4PM to 9PM)

06/10/2022 0.459000 kWh

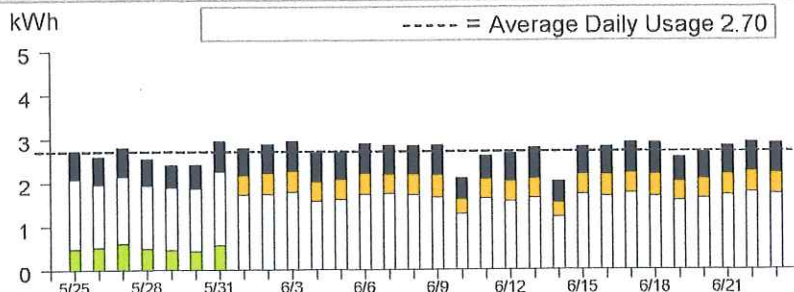
Service Information

Meter #	1004466471
Total Usage	80.956300 kWh
Serial	C
Rotating Outage Block	11F

Additional Messages

From March 1, 2022 to February 28, 2023, the Wildfire Fund Charge is offset by \$0.00109/kWh to reflect excess funds from the Department of Water Resources (DWR) Bond charge. The Wildfire Fund Charge is also offset by an additional \$0.00084/kWh during this same period for excess funds from the DWR Power charge. These charges were included in your electric charges prior to 2021 and were related to bonds issued and energy provided to customers by DWR during the 2000-2001 California energy crisis.

Electric Usage This Period: 80.956300 kWh, 30 billing days



	Usage	Energy Charges
Peak ¹	22.74%	\$6.82
Part Peak ²	13.09%	\$3.59
Off Peak ³	59.83%	\$15.16
Super Off Peak ⁴	4.34%	\$0.98

¹Peak: Year-round, Daily, 4:00pm-9:00pm

²Part Peak: Summer, 6/1-9/30, Daily, 2:00pm-4:00pm and 9:00pm-11:00pm

³Off Peak: Summer, 6/1-9/30, Daily, 11:00pm-2:00pm
Winter, 10/1-2/28, Daily, 9:00pm-4:00pm

Winter, 3/1-5/31, Daily, 9:00pm-9:00am and 2:00pm-4:00pm

⁴Super Off Peak: Winter, Daily, 3/1-5/31, 9:00am-2:00pm



Visit www.pge.com/MyEnergy for a detailed bill comparison.



ENERGY STATEMENT

www.pge.com/MyEnergy

Account No: 1199050206-1
Statement Date: 06/24/2022
Due Date: 07/11/2022

Service For:

ASSESSMENT DISTRICT C/O WESTCO
EQUITIES
501 N MINNEAWA AVE
CLOVIS, CA 93611

Your Account Summary

Amount Due on Previous Statement	\$38.33
Payment(s) Received Since Last Statement	-64.07
Outstanding Credit Balance	-\$25.74
Current Electric Charges	\$13.88

Questions about your bill?

Business Specialist available:
Mon-Fri: 7am to 6pm
1-800-468-4743
www.pge.com/MyEnergy

Ways To Pay

www.pge.com/waystopay

Your Enrolled Programs

Peak Day Pricing Plan

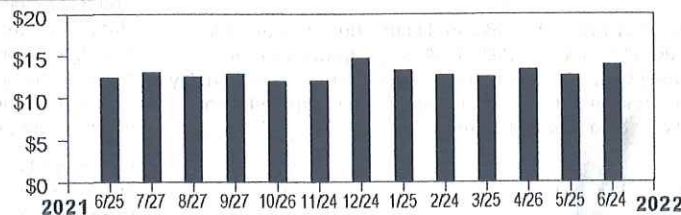
CREDIT BALANCE - NO PAYMENT DUE

-\$11.86



Electric Monthly Billing History

Daily Usage Comparison



1 Year Ago	Last Period	Current Period
0.31	0.35	0.42
Electric kWh / Day		

Visit www.pge.com/MyEnergy for a detailed bill comparison

No payment is due. Please retain for your records. Thank you.

999011990502061000000138800000000000



Account Number:
1199050206-1

Total Amount Due:
No Payment Due

859870006588 01 AB 0.46 42 6588 1

ASSESSMENT DISTRICT C/O WESTCO EQUITIES
331 W SHIELDS AVE
C/O REGENCY
FRESNO, CA 93705-4106

PG&E
BOX 997300
SACRAMENTO, CA 95899-7300





ENERGY STATEMENT

www.pge.com/MyEnergy

Account No: 1199050206-1
Statement Date: 06/24/2022
Due Date: 07/11/2022

Details of Electric Charges

05/25/2022 - 06/23/2022 (30 billing days)

Service For: 501 N MINNEWAWA AVE

Service Agreement ID: 1199050502 GATE PEDESTAL

Rate Schedule: B1 Bus Low Use

Enrolled Programs: Peak Day Pricing Plan

05/25/2022 - 05/31/2022

Customer Charge	7 days @ \$0.32854	\$2.30
Energy Charges		
Peak	0.713300 kWh @ \$0.31009	0.22
Off Peak	0.980200 kWh @ \$0.29397	0.29
Super Off Peak	0.628500 kWh @ \$0.27755	0.17

06/01/2022 - 06/23/2022

Customer Charge	23 days @ \$0.32854	\$7.56
Energy Charges		
Peak	2.800800 kWh @ \$0.38827	1.09
Part Peak	1.652800 kWh @ \$0.33904	0.56
Off Peak	5.702800 kWh @ \$0.31824	1.81
PDP Program Details		
Peak Usage Credits	2.800800 kWh @ -\$0.05667	-0.16
Part Peak Usage Credits	1.652800 kWh @ -\$0.01683	-0.03
Event Day Charges	0.112200 kWh @ \$0.60000	0.07

\$13.88

Usage For This Period's Event Days (4PM to 9PM)

06/10/2022 0.112200 kWh


Service Information

Meter # 1004466468
 Total Usage 12.478400 kWh
 Serial C
 Rotating Outage Block 2A

Additional Messages

From March 1, 2022 to February 28, 2023, the Wildfire Fund Charge is offset by \$0.00109/kWh to reflect excess funds from the Department of Water Resources (DWR) Bond charge. The Wildfire Fund Charge is also offset by an additional \$0.00084/kWh during this same period for excess funds from the DWR Power charge. These charges were included in your electric charges prior to 2021 and were related to bonds issued and energy provided to customers by DWR during the 2000-2001 California energy crisis.

Electric Usage This Period: 12.478400 kWh, 30 billing days



	Usage	Energy Charges
Peak ¹	28.16%	\$1.31
Part Peak ²	13.26%	\$0.56
Off Peak ³	53.55%	\$2.10
Super Off Peak ⁴	5.03%	\$0.17

¹Peak: Year-round, Daily, 4:00pm-9:00pm

²Part Peak: Summer, 6/1-9/30, Daily, 2:00pm-4:00pm and 9:00pm-11:00pm

³Off Peak: Summer, 6/1-9/30, Daily, 11:00pm-2:00pm
Winter, 10/1-2/28, Daily, 9:00pm-4:00pm

Winter, 3/1-5/31, Daily, 9:00pm-9:00am and 2:00pm-4:00pm

⁴Super Off Peak: Winter, Daily, 3/1-5/31, 9:00am-2:00pm



Visit www.pge.com/MyEnergy for a detailed bill comparison.



ENERGY STATEMENT

www.pge.com/MyEnergy

Account No: 3077447206-9
Statement Date: 08/31/2022
Due Date: 09/19/2022

Service For:

ASSESSMENT DISTRICT C/O WESTCO
EQUITIES
543 N MINNEAWA AVE
CLOVIS, CA 93611

Your Account Summary

Credit Balance on Previous Statement	-\$76.44
Payment(s) Received Since Last Statement	0.00
Outstanding Credit Balance	-\$76.44
Current Electric Charges	\$45.23

Questions about your bill?

Business Specialist available:
Mon-Fri: 7am to 6pm
1-800-468-4743
www.pge.com/MyEnergy

Ways To Pay

www.pge.com/waystopay


Your Enrolled Programs

Peak Day Pricing Plan

CHECKED SEP 09 2022

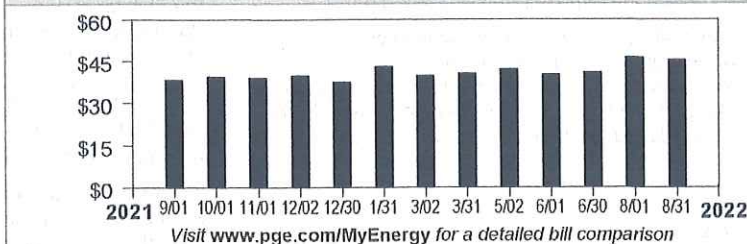
CREDIT BALANCE - NO PAYMENT DUE

-\$31.21



Electric Monthly Billing History

Daily Usage Comparison



1 Year Ago	Last Period	Current Period
3.40	3.35	3.51
Electric kWh / Day		

Visit www.pge.com/MyEnergy for a detailed bill comparison

AD area 1

No payment is due. Please retain for your records. Thank you.

999030774472069000000045230000000000



Account Number:
3077447206-9

Total Amount Due:
No Payment Due

914430019084 01 AV 0.45 121 1722 3
ASSESSMENT DISTRICT C/O WESTCO EQUITIES
331 W SHIELDS AVE
FRESNO, CA 93705-4106

PG&E
BOX 997300
SACRAMENTO, CA 95899-7300



ENERGY STATEMENT

www.pge.com/MyEnergy

Account No: 3077447206-9
Statement Date: 08/31/2022
Due Date: 09/19/2022

Details of Electric Charges

08/01/2022 - 08/30/2022 (30 billing days)

Service For: 543 N MINNEWAWA AVE
Service Agreement ID: 3077447910 GATE PEDESTAL
Rate Schedule: B1 Bus Low Use
Enrolled Programs: Peak Day Pricing Plan

08/01/2022 - 08/30/2022

Customer Charge	30 days @ \$0.32854	\$9.86
Energy Charges		
Peak	21.759400 kWh @ \$0.38827	8.45
Part Peak	18.989500 kWh @ \$0.33904	6.44
Off Peak	64.603500 kWh @ \$0.31824	20.56
PDP Program Details		
Peak Usage Credits	21.759400 kWh @ -\$0.05667	-1.23
Part Peak Usage Credits	18.989500 kWh @ -\$0.01683	-0.32
Event Day Charges	2.399200 kWh @ \$0.60000	1.44
Energy Commission Tax		0.03

\$45.23

Usage For This Period's Event Days (4PM to 9PM)

08/16/2022	0.787900 kWh	08/19/2022	0.743900 kWh
08/17/2022	0.867400 kWh		

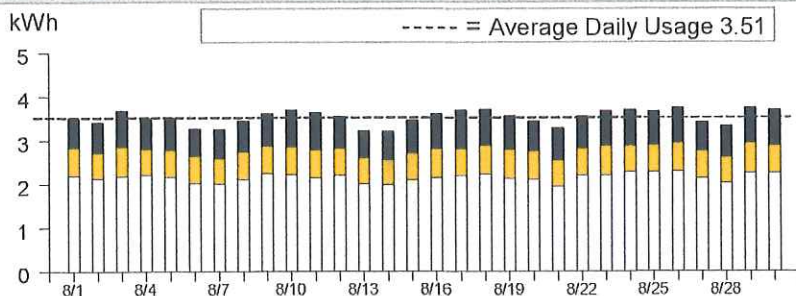
Service Information

Meter #	1005685883
Total Usage	105.352400 kWh
Serial	H
Rotating Outage Block	11F

Additional Messages

From March 1, 2022 to February 28, 2023, the Wildfire Fund Charge is offset by \$0.00109/kWh to reflect excess funds from the Department of Water Resources (DWR) Bond charge. The Wildfire Fund Charge is also offset by an additional \$0.00084/kWh during this same period for excess funds from the DWR Power charge. These charges were included in your electric charges prior to 2021 and were related to bonds issued and energy provided to customers by DWR during the 2000-2001 California energy crisis.

Electric Usage This Period: 105.352400 kWh, 30 billing days



	Usage	Energy Charges
Peak ¹	20.65%	\$8.45
Part Peak ²	18.03%	\$6.44
Off Peak ³	61.32%	\$20.56
Super Off Peak ⁴	0.00%	\$0.00

¹Peak: Year-round, Daily, 4:00pm-9:00pm

²Part Peak: Summer, 6/1-9/30, Daily, 2:00pm-4:00pm and 9:00pm-11:00pm

³Off Peak: Summer, 6/1-9/30, Daily, 11:00pm-2:00pm
Winter, 10/1-2/28, Daily, 9:00pm-4:00pm

Winter, 3/1-5/31, Daily, 9:00pm-9:00am and 2:00pm-4:00pm

⁴Super Off Peak: Winter, Daily, 3/1-5/31, 9:00am-2:00pm



Visit www.pge.com/MyEnergy for a detailed bill comparison.



ENERGY STATEMENT

www.pge.com/MyEnergy

Account No: 3035780542-0
Statement Date: 08/31/2022
Due Date: 09/19/2022

Service For:

ASSESSMENT DISTRICT C/O WESTCO
EQUITIES
541 N MINNEWAWA AVE
CLOVIS, CA 93611

Your Account Summary

Credit Balance on Previous Statement	- \$19.49
Payment(s) Received Since Last Statement	0.00
Outstanding Credit Balance	- \$19.49
Current Electric Charges	\$10.21

Questions about your bill?

Business Specialist available:
Mon-Fri: 7am to 6pm
1-800-468-4743
www.pge.com/MyEnergy

CREDIT BALANCE - NO PAYMENT DUE

- \$9.28

Ways To Pay

www.pge.com/waystopay

Your Enrolled Programs

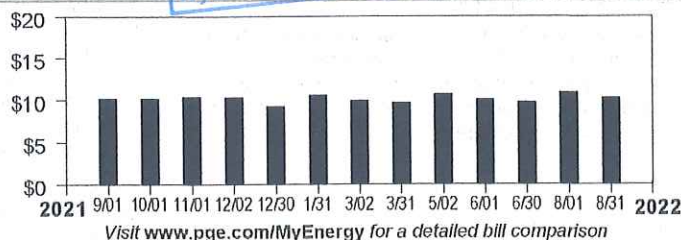
Peak Day Pricing Plan

CHECKED SEP 09 2022



Electric Monthly Billing History

Daily Usage Comparison



1 Year Ago Period	Last Period	Current Period
0.03	0.02	0.04
Electric kWh / Day		

Visit www.pge.com/MyEnergy for a detailed bill comparison

AD area 1

No payment is due. Please retain for your records. Thank you.

999030357805420000000010210000000000



Account Number:
3035780542-0

Total Amount Due:
No Payment Due

914430019085 01 AV 0.45 121 1723 3
ASSESSMENT DISTRICT C/O WESTCO EQUITIES
331 W SHIELDS AVE
FRESNO, CA 93705-4106

PG&E
BOX 997300
SACRAMENTO, CA 95899-7300





ENERGY STATEMENT

www.pge.com/MyEnergy

Account No: 3035780542-0
Statement Date: 08/31/2022
Due Date: 09/19/2022

Details of Electric Charges

08/01/2022 - 08/30/2022 (30 billing days)

Service For: 541 N MINNEWAWA AVE

Service Agreement ID: 3035780820 LANDSCAPE PEDESTAL

Rate Schedule: B1 Bus Low Use

Enrolled Programs: Peak Day Pricing Plan

08/01/2022 - 08/30/2022

Customer Charge	30 days @ \$0.32854	\$9.86
Energy Charges		
Part Peak	0.214800 kWh @ \$0.33904	0.07
Off Peak	0.876590 kWh @ \$0.31824	0.28

\$10.21

Usage For This Period's Event Days (4PM to 9PM)

08/16/2022	0.000000 kWh Est.	08/19/2022	0.000000 kWh Est.
08/17/2022	0.000000 kWh Est.		

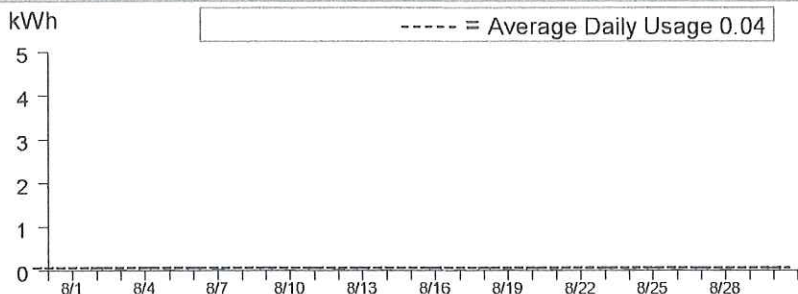
Service Information

Meter #	1005685850
Total Usage	1.091480 kWh
Serial	H
Rotating Outage Block	2A

Additional Messages

Peak Day Pricing event includes estimated usage This bill includes estimated usage from a Peak Day Pricing (PDP) event. As a result, usage for the day was billed at the lowest possible price.

Electric Usage This Period: 1.091480 kWh, 30 billing days



	Usage	Energy Charges
Peak ¹	0.00%	\$0.00
Part Peak ²	19.69%	\$0.07
Off Peak ³	80.31%	\$0.28
Super Off Peak ⁴	0.00%	\$0.00

¹Peak: Year-round, Daily, 4:00pm-9:00pm

²Part Peak: Summer, 6/1-9/30, Daily, 2:00pm-4:00pm and 9:00pm-11:00pm

³Off Peak: Summer, 6/1-9/30, Daily, 11:00pm-2:00pm
Winter, 10/1-2/28, Daily, 9:00pm-4:00pm

Winter, 3/1-5/31, Daily, 9:00pm-9:00am and 2:00pm-4:00pm

⁴Super Off Peak: Winter, Daily, 3/1-5/31, 9:00am-2:00pm



Visit www.pge.com/MyEnergy for a detailed bill comparison.



REGENCY PROPERTY MANAGEMENT
C/O RENAISSANCE
331 W SHIELDS AVE
FRESNO CA 93705 - 4106

Page 1 of 2
Account Number 559 297-9317 462 8
Billing Date Jun 19, 2022
Web Site att.com

Monthly Statement

Bill-At-A-Glance

Previous Bill	210.09
Payment Received 5-24 Thank you!	210.09CR
Adjustments	.00
Balance	.00
Current Charges	106.83

Amount to be Debited \$106.83

Your Credit Card will be Debited by Jul 11, 2022

Billing Summary

Online: att.com/myatt

Page

Plans and Services

1

1 800 750-2355

106.83

Total Current Charges

106.83

Plans and Services

Monthly Service - Jun 19 thru Jul 18

1. Bus Local Calling Unlimited A	80.00
Measured Rate Business Service	
Unlimited Local Usage	
Call Forwarding	
Caller ID	
Three-Way Calling	
2. Your Listing Is Not Published	1.75
Total Monthly Service	81.75

Company Fees and Surcharges

3. Federal Subscriber Line Charge	7.81
4. State Regulatory Fee	.45
5. Federal Universal Service Fee	2.46
6. Cost Assessment Charge	4.10
Total Company Fees and Surcharges	14.82

Government Fees and Taxes

7. CA High Cost Fund Surcharge - A:	.60
8. CA High Cost Fund-B and CA Advanced Svc Fund	.88
9. California Teleconnect Fund Surcharge	.66
10. Universal Lifeline Telephone Service Surcharge	4.07
11. CA Relay Service and Communications Devices Fund	.96
12. State E911 Surcharge	.30
13. Federal	2.79
Total Government Fees and Taxes	10.26

Total Plans and Services

106.83

News You Can Use

PREVENT DISCONNECT

All charges must be paid each month to keep your account current. However, "basic service" and its applicable taxes and surcharges **MUST** be paid to avoid disconnection. Currently, for this account that amount is \$68.07. Failure to pay non-basic charges may result in other collection activities, including restriction of toll calls.

CARRIER INFORMATION

Our records show that you have selected Cust Undecided on Carrier or a company that resells their services as your primary local toll carrier and that you have chosen not to select a long distance carrier. Please contact us if this does not agree with your records.

News You Can Use Summary

- PREVENT DISCONNECT
- CARRIER INFORMATION
- COST ASSESSMENT CHRG
- RATE INCREASE
- STILL GETTING PAPER?

See "News You Can Use" for additional information

Local Services provided by AT&T California or AT&T Nevada based upon the service address location.

GO GREEN - Enroll in paperless billing.



AT&T

REGENCY PROPERTY MANAGEMENT
331 W SHIELDS AVE
FRESNO CA 93705 - 4106

Page 1 of 2
Account Number 559 297-9343 165 5
Billing Date Jun 19, 2022
Web Site att.com

Monthly Statement



Bill-At-A-Glance

Previous Bill	104.87
Payment Received 6-09 Thank you!	104.87CR
Adjustments	.00
Balance	.00
Current Charges	104.87

Amount to be Debited \$104.87

Your Credit Card will be Debited by Jul 11, 2022

Billing Summary

Online: att.com/myatt

Page

Plans and Services

1

1 800 750-2355

Total Current Charges

104.87

104.87

Plans and Services

Monthly Service - Jun 19 thru Jul 18

1. Bus Local Calling Unlimited A	80.00
Measured Rate Business Service	
Unlimited Local Usage	
Call Forwarding	
Caller ID	
Three-Way Calling	

Company Fees and Surcharges

2. Federal Subscriber Line Charge	7.81
3. State Regulatory Fee	.44
4. Federal Universal Service Fee	2.46
5. Cost Assessment Charge	4.10
Total Company Fees and Surcharges	14.81

Government Fees and Taxes

6. CA High Cost Fund Surcharge - A:	.59
7. CA High Cost Fund-B and CA Advanced Svc Fund	.86
8. California Teleconnect Fund Surcharge	.65
9. Universal Lifeline Telephone Service Surcharge	3.99
10. CA Relay Service and Communications Devices Fund	.94
11. State E911 Surcharge	.30
12. Federal	2.73
Total Government Fees and Taxes	10.06

Total Plans and Services

104.87

News You Can Use

PREVENT DISCONNECT

All charges must be paid each month to keep your account current. However, "basic service" and its applicable taxes and surcharges MUST be paid to avoid disconnection. Currently, for this account that amount is \$68.07. Failure to pay non-basic charges may result in other collection activities, including restriction of toll calls.

CARRIER INFORMATION

Our records show that you have selected Cust Undecided on Carrier or a company that resells their services as your primary local toll carrier and that you have chosen not to select a long distance carrier. Please contact us if this does not agree with your records.

News You Can Use Summary

- PREVENT DISCONNECT
- CARRIER INFORMATION
- COST ASSESSMENT CHRG
- RATE INCREASE
- STILL GETTING PAPER?

See "News You Can Use" for additional information

Local Services provided by AT&T California or AT&T Nevada based upon the service address location.

GO GREEN - Enroll in paperless billing.

Renaissance AD Area 1

'July -September 2022

Report Title	Page #
* Balance Sheet	1
* Profit & Loss Statement	2 - 3
* Budget Comparison	4 - 5
* Cash Flow	6
* General Ledger	7 - 8
* Aged Payables	9
* Check/Deposit Listing	10
* Transaction Documents	11 - 53

Balance Sheet

Property: Renaissance - (45) Blackhorse
As of 09/30/22 (cash basis)

ASSETS

Bank	
77619 Blackhorse Estates III-FFB	878.80
Total Bank	878.80
TOTAL ASSETS	878.80

LIABILITIES & EQUITY

Liabilities

Other Current Liability	
2003 Owner Contributions	79,625.69
Total Other Current Liability	79,625.69
Total Liabilities	79,625.69

Equity

3000 Net Income	-6,953.43
3001 Retained Earnings	-71,793.46
Total Equity	-78,746.89

TOTAL LIABILITIES & EQUITY	878.80
---------------------------------------	---------------

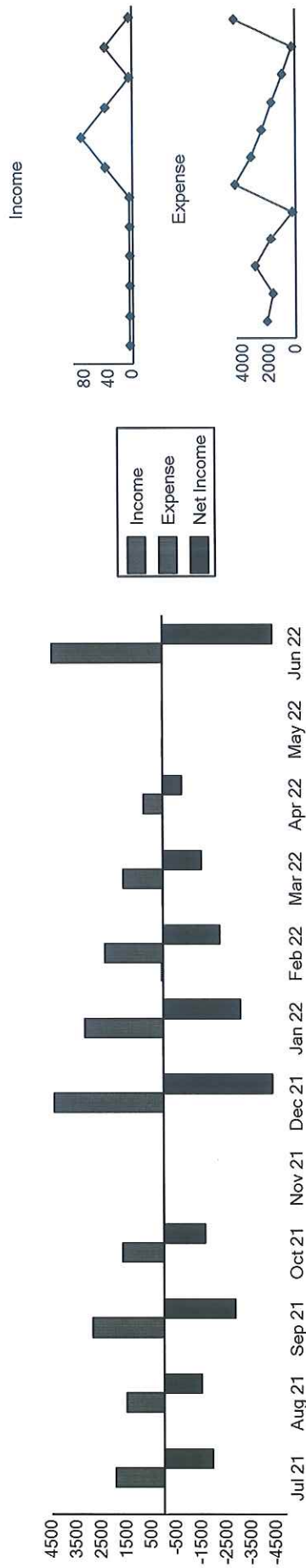
Profit & Loss 12 Month Recap

Property: Renaissance - (45) Blackhorse
Monthly recap 07/01/21 - 09/30/22 (cash basis)

	JUL 21	AUG 21	SEP 21	OCT 21	NOV 21	DEC 21	JAN 22	FEB 22	MAR 22	APR 22	MAY 22	JUN 22	TOTAL
INCOME													
4101 Rent Credits	0.00	0.00	0.00	0.00	0.00	0.00	0.00	0.00	-40.00	0.00	0.00	0.00	-40.00
4406 Keys & Transmitters	0.00	0.00	0.00	0.00	0.00	0.00	40.00	80.00	80.00	0.00	40.00	0.00	240.00
TOTAL INCOME	0.00	0.00	0.00	0.00	0.00	0.00	40.00	80.00	40.00	0.00	40.00	0.00	200.00
EXPENSE													
60004 Bank Fees	0.00	0.00	0.00	0.00	0.00	0.00	0.00	1.14	1.06	0.53	5.00	0.00	7.73
61200 City Administration (0.00	70.62	0.00	5.78	6.41	0.00	38.52	4.40	0.00	13.49	0.00	305.52	444.74
62600 Miscellaneous/Cont	227.44	0.00	0.00	0.00	-0.34	0.00	0.00	0.00	0.00	0.00	0.00	0.00	227.10
62100 Electronic Gate Mail	0.00	123.00	382.38	103.98	0.00	253.12	1,148.18	590.64	0.00	0.00	0.00	690.00	3,291.30
64000 Landscape Mainten:	454.00	0.00	908.00	454.00	0.00	719.00	919.35	465.35	465.35	0.00	0.00	1,766.94	6,151.99
61900 Telephone	99.96	99.72	109.28	99.64	0.00	377.66	-27.11	0.00	0.00	0.00	0.00	313.61	1,072.76
62150 Street Sweep Servic	0.00	0.00	52.80	0.00	0.00	477.00	53.00	53.00	93.50	0.00	0.00	280.50	1,009.80
63100 Water, Sewer	179.80	0.00	409.90	0.00	0.00	283.86	72.88	0.00	39.49	0.00	0.00	120.83	1,106.76
63000 Electrical Power for	233.02	238.73	236.95	238.28	0.00	536.45	178.84	240.10	238.34	0.00	0.00	519.10	2,659.81
65000 District Administrat	745.00	745.00	745.00	745.00	0.00	1,490.00	745.00	745.00	745.00	745.00	0.00	0.00	7,450.00
65100 Insurance	0.00	228.57	0.00	0.00	0.00	228.57	0.00	228.57	0.00	0.00	0.00	413.35	1,099.06
TOTAL EXPENSE	1,939.22	1,505.64	2,844.31	1,646.68	6.07	4,365.66	3,128.66	2,328.20	1,582.74	759.02	5.00	4,409.85	24,521.05
NET INCOME	-1,939.22	-1,505.64	-2,844.31	-1,646.68	-6.07	-4,365.66	-3,088.66	-2,248.20	-1,542.74	-759.02	35.00	-4,409.85	-24,321.05

NET INCOME SUMMARY

	JUL 21	AUG 21	SEP 21	OCT 21	NOV 21	DEC 21	JAN 22	FEB 22	MAR 22	APR 22	MAY 22	JUN 22	TOTAL
Income	0.00	0.00	0.00	0.00	0.00	0.00	40.00	80.00	40.00	0.00	40.00	0.00	200.00
Expense	-1,939.22	-1,505.64	-2,844.31	-1,646.68	-6.07	-4,365.66	-3,128.66	-2,328.20	-1,582.74	-759.02	-5.00	-4,409.85	-24,521.05
NET INCOME	-1,939.22	-1,505.64	-2,844.31	-1,646.68	-6.07	-4,365.66	-3,088.66	-2,248.20	-1,542.74	-759.02	35.00	-4,409.85	-24,321.05



Budget Comparison

Property: Renaissance - (45) Blackhorse

Comparison Periods: 07/01/22 - 09/30/22 and 07/01/20 - 09/30/22 (cash basis)

	Actual 07/01/22 - 09/30/22	Budget 07/22 - 09/22	\$ Change	% Change	Actual 07/01/20 - 09/30/22	Budget 07/20 - 09/22	\$ Change	% Change
INCOME								
4101 Rent Credits	0.00	0.00	0.00	0.00	-40.00	0.00	-40.00	
4050 Other Income	0.00	0.00	0.00	0.00	120.00	0.00	120.00	
4401 Association Dues	0.00	0.00	0.00	0.00	0.00	37,597.50	-37,597.50	-100.0 %
4406 Keys & Transmitters	0.00	0.00	0.00	0.00	240.00	0.00	240.00	
TOTAL INCOME	0.00	0.00	0.00		320.00	37,597.50	-37,277.50	-99.1 %
EXPENSE								
60004 Bank Fees	-11.39	0.00	-11.39		-3.66	0.00	-3.66	
61200 City Administration Costs	59.28	0.00	59.28		834.02	2,113.48	-1,279.46	-60.5 %
62600 Miscellaneous/Contingency Repairs	5.79	0.00	5.79		7,827.91	617.98	7,209.93	1,166.7 %
62100 Electronic Gate Maintenance	0.00	0.00	0.00		4,718.39	2,471.98	2,246.41	90.9 %
64000 Landscape Maintenance	1,443.98	0.00	1,443.98		19,825.78	8,188.48	11,637.30	142.1 %
61900 Telephone	458.48	0.00	458.48		2,549.83	1,081.48	1,468.35	135.8 %
62150 Street Sweep Service	194.48	0.00	194.48		1,540.28	787.50	752.78	95.6 %
63100 Water, Sewer	228.25	0.00	228.25		1,501.10	0.00	1,501.10	
63000 Electrical Power for Gate and Streetlight	619.92	0.00	619.92		6,554.04	4,867.48	1,686.56	34.6 %
65800 County Collection Fees	0.00	0.00	0.00		0.00	11.98	-11.98	-100.0 %
65000 District Administrator	3,725.00	0.00	3,725.00		20,115.00	12,825.00	7,290.00	56.8 %
61500 Assessment Engineering	0.00	0.00	0.00		0.00	1,955.98	-1,955.98	-100.0 %
65100 Insurance	229.64	0.00	229.64		2,333.79	1,468.48	865.31	58.9 %
TOTAL EXPENSE	6,953.43	0.00	6,953.43		67,796.48	36,389.82	31,406.66	86.3 %
NOI	-6,953.43	0.00	-6,953.43		-67,476.48	1,207.68	-68,684.16	-5,887.3 %
NON OPERATING EXPENSE								
67000 Reserve Deposit	0.00	0.00	0.00		0.00	1,207.48	-1,207.48	-100.0 %
TOTAL NON OPERATING EXPENSE	0.00	0.00	0.00		0.00	1,207.48	-1,207.48	-100.0 %
NET INCOME	-6,953.43	0.00	-6,953.43		-67,476.48	0.20	-67,476.68	-33,738,340.0 %

NET INCOME SUMMARY

	Actual 07/01/22 - 09/30/22	Budget 07/22 - 09/22	\$ Change	% Change	Actual 07/01/20 - 09/30/22	Budget 07/20 - 09/22	\$ Change	% Change
Income	0.00	0.00	0.00	0.00	320.00	37,597.50	-37,277.50	-99.1 %
Expense	-6,953.43	0.00	-6,953.43	0.00	-67,796.48	-36,389.82	-31,406.66	86.3 %
Other Income & Expense	0.00	0.00	0.00	0.00	0.00	0.00	0.00	
Non Operating Expense	0.00	0.00	0.00	0.00	0.00	-1,207.48	1,207.48	100.0 %
NET INCOME	-6,953.43	0.00	-6,953.43		-67,476.48	0.20	-67,476.68	-33,738,340.0 %

Cash Flow

Property: Renaissance - (45) Blackhorse
07/01/22 - 09/30/22 (cash basis)

	<u>% Income</u>	
OPERATING ACTIVITIES		
EXPENSE		
60004 Bank Fees	11.39	0.00 %
61200 City Administration Costs	-59.28	0.00 %
62600 Miscellaneous/Contingency Repairs	-5.79	0.00 %
64000 Landscape Maintenance	-1,443.98	0.00 %
61900 Telephone	-458.48	0.00 %
62150 Street Sweep Service	-194.48	0.00 %
63100 Water, Sewer	-228.25	0.00 %
63000 Electrical Power for Gate and Streetlights	-619.92	0.00 %
65000 District Administrator	-3,725.00	0.00 %
65100 Insurance	-229.64	0.00 %
TOTAL EXPENSE	-6,953.43	0.00%
Net Income	-6,953.43	0.00 %
Adjustments to reconcile Net Income to net cash provided by operations		
2003 Owner Contributions	11,503.50	
Net cash provided by Operating Activities	4,550.07	
Net cash increase for period	4,550.07	
Cash at beginning of period	-3,671.27	
Cash at end of period	878.80	

General Ledger

Property: Renaissance - (45) Blackhorse

Detail 07/01/22 - 09/30/22 (cash basis)

Date	Type	Reference	Description	Debit	Credit	Balance
1542 Blackhorse Estates III PNC 1555 (Bank)						-6,341.02
07/31/22	JOURNL	J23453	Corporate Account Analysis Charge June and July		10.00	-6,351.02
08/31/22	JOURNL	J23859	Bank Fee Waived	21.39		-6,329.63
09/30/22	JOURNL	J24194	balance sheet reconciled between AD 1 and AD 2	6,329.63		0.00
1542 Blackhorse Estates III PNC 1555			Beg Bal: -6,341.02 Activity: 6,341.02	6,351.02	10.00	0.00
74437 Common Client Trust-FFB (Bank)						40.00
07/01/22	JOURNL	J23199	D137055 Remote Control Unit 630		40.00	0.00
74437 Common Client Trust-FFB			Beg Bal: 40.00 Activity: -40.00	0.00	40.00	0.00
77619 Blackhorse Estates III-FFB (Bank)						2,629.75
07/01/22	CHECK	ACH	American Express Credit Card: 06/15/22 - Renaissance // Phon		154.50	2,475.25
07/01/22	CHECK	ACH	American Express Credit Card: 06/15/22 - Renaissance // Phon		210.09	2,265.16
07/01/22	JOURNL	J23199	D137055 Remote Control Unit 630	40.00		2,305.16
07/07/22	CHECK	511	PG&E: Acct: 3077447206-9 // 543 N Minnewawa Ave		122.70	2,182.46
07/07/22	CHECK	512	PG&E: Acct: 3035780542-0 // 541 N Minnewawa Ave		30.31	2,152.15
07/15/22	CHECK	513	PG&E: Acct:3035780542-0 / 541 N Minnewawa Ave, Acct: 307		19.73	2,132.42
07/15/22	CHECK	513	PG&E: Acct:3035780542-0 / 541 N Minnewawa Ave, Acct: 307		81.11	2,051.31
07/15/22	BNKDEP	D140116	Owner Contributions	5,173.87		7,225.18
07/20/22	CHECK	514	Guardian Western Sweeping, INC: Invoice: 374994 // Cambridg		97.24	7,127.94
07/21/22	CHECK	515	City of Clovis: Acct: 463-342238.01 //AD Area 1 , Acct: 463-422		74.25	7,053.69
07/27/22	CHECK	AV28	BrightView Landscape Service Inc.: Invoice: 7956843 // Custorr		476.98	6,576.71
07/31/22	CHECK	516	Regency Property Management: Management fees for multiple		2,235.00	4,341.71
08/01/22	CHECK	517	Regency Property Management: Management fees for multiple		745.00	3,596.71
08/03/22	CHECK	518	Regency Property Management: Invoice: 35686 // Blackhorse H		12.50	3,584.21
08/03/22	CHECK	AV30	BrightView Landscape Service Inc.: Invoice: 7998296 // Renais:		483.50	3,100.71
08/05/22	CHECK	519	PG&E: Acct: 1199050206-1 // 501 N Minnewawa Ave , Acct: 65		7.22	3,093.49
08/18/22	CHECK	ACH	State Farm Insurance: Acct # 1036-3217-12 / Blackhorse Estate		229.64	2,863.85
08/25/22	CHECK	520	Regency Property Management: Inv: 36796 // 28066 // Black Ho		5.34	2,858.51
08/25/22	CHECK	521	Guardian Western Sweeping, INC: Invoice:375237// Cambridge		97.24	2,761.27
08/31/22	CHECK	AV33	BrightView Landscape Service Inc.: Invoice: 8045135 // Custom		483.50	2,277.77
09/01/22	CHECK	522	Regency Property Management: Management fees for multiple		745.00	1,532.77
09/07/22	CHECK	523	Regency Property Management: Regency Paid DoorKing Inc In		93.89	1,438.88
09/07/22	CHECK	ACH	American Express Credit Card: 08/15/22 - Renaissance - AT &		5.79	1,433.09
09/20/22	CHECK	524	Regency Property Management: Copies and Postage and Ballo		41.44	1,391.65
09/20/22	CHECK	525	PG&E: Acct 0042707453-9//Country View // 269 Oak Ave, Acc		17.75	1,373.90
09/27/22	CHECK	526	City of Clovis, Finance Department: Invoice: AR00108377 // AD		341.10	1,032.80
09/27/22	CHECK	527	City of Clovis: 463-422662.01 // Alluvial , 463-342238.01 // Minn		154.00	878.80
77619 Blackhorse Estates III-FFB			Beg Bal: 2,629.75 Activity: -1,750.95	5,213.87	6,964.82	878.80
2003 Owner Contributions (Other Current Liability)						68,122.19
07/15/22	BNKDEP	D140116	Blackhorse Estates III-FFB		5,173.87	73,296.06
09/30/22	JOURNL	J24194	balance sheet reconciled between AD 1 and AD 2		6,329.63	79,625.69
2003 Owner Contributions			Beg Bal: 68,122.19 Activity: 11,503.50	0.00	11,503.50	79,625.69
61200 Office Expense (Expense)						0.00
08/03/22	CHKITM	518	Regency Property Management: Invoice: 35686 // Blackhorse H	12.50		12.50
08/25/22	CHKITM	520	Regency Property Management: Inv: 36796 // 28066 // Black Ho	5.34		17.84
09/20/22	CHKITM	524	Regency Property Management: Copies and Postage and Ballo	41.44		59.28
61200 Office Expense			Beg Bal: 0.00 Activity: 59.28	59.28	0.00	59.28
60004 Bank Fees (Expense)						0.00
07/31/22	JOURNL	J23453	Corporate Account Analysis Charge June and July	10.00		10.00
08/31/22	JOURNL	J23859	Bank Fee Waived		21.39	-11.39

Date	Type	Reference	Description	Debit	Credit	Balance
60004	Bank Fees		Beg Bal: 0.00 Activity: -11.39	10.00	21.39	-11.39
62600	General Maintenance (Expense)					0.00
09/07/22	CHKITM	ACH	American Express Credit Card: 08/15/22 - Renaissance - AT & T	5.79		5.79
62600	General Maintenance		Beg Bal: 0.00 Activity: 5.79	5.79	0.00	5.79
61900	Telephone Gate (Expense)					0.00
07/01/22	CHKITM	ACH	American Express Credit Card: 06/15/22 - Renaissance // Phone	154.50		154.50
07/01/22	CHKITM	ACH	American Express Credit Card: 06/15/22 - Renaissance // Phone	210.09		364.59
09/07/22	CHKITM	523	Regency Property Management: Regency Paid DoorKing Inc In	93.89		458.48
61900	Telephone Gate		Beg Bal: 0.00 Activity: 458.48	458.48	0.00	458.48
62150	Street Sweep Service (Expense)					0.00
07/20/22	CHKITM	514	Guardian Western Sweeping, INC: Invoice:374995 // Renaissance	97.24		97.24
08/25/22	CHKITM	521	Guardian Western Sweeping, INC: Invoice: 375238 // Renaissance	97.24		194.48
62150	Street Sweep Service		Beg Bal: 0.00 Activity: 194.48	194.48	0.00	194.48
64000	Landscape Service (Expense)					0.00
07/27/22	CHKITM	AV28	BrightView Landscape Service Inc.: Invoice: 7956843 // Custom	476.98		476.98
08/03/22	CHKITM	AV30	BrightView Landscape Service Inc.: Invoice: 7998296 // Renaissance	483.50		960.48
08/31/22	CHKITM	AV33	BrightView Landscape Service Inc.: Invoice: 8045135 // Custom	483.50		1,443.98
64000	Landscape Service		Beg Bal: 0.00 Activity: 1,443.98	1,443.98	0.00	1,443.98
63000	Gas & Electric (Expense)					0.00
07/07/22	CHKITM	511	PG&E: Acct: 3077447206-9 // 543 N Minnewawa Ave	122.70		122.70
07/07/22	CHKITM	512	PG&E: Acct: 3035780542-0 // 541 N Minnewawa Ave	30.31		153.01
07/15/22	CHKITM	513	PG&E: Acct:3035780542-0 / 541 N Minnewawa Ave	19.73		172.74
07/15/22	CHKITM	513	PG&E: Acct: 3077447206-9 / 543 N Minnewawa Ave	81.11		253.85
08/05/22	CHKITM	519	PG&E: Acct: 1199050206-1 // 501 N Minnewawa Ave	7.22		261.07
09/20/22	CHKITM	525	PG&E: Acct 1199050206-1//Renaissance // 501 N Minnewawa Ave	17.75		278.82
09/27/22	CHKITM	526	City of Clovis, Finance Department: Invoice: A20782679 // Acct:	341.10		619.92
63000	Gas & Electric		Beg Bal: 0.00 Activity: 619.92	619.92	0.00	619.92
63100	Water, Sewer (Expense)					0.00
07/21/22	CHKITM	515	City of Clovis: Acct: 463-342238.01 //AD Area 1	74.25		74.25
09/27/22	CHKITM	527	City of Clovis: 463-342238.01 // Minnewawa	154.00		228.25
63100	Water, Sewer		Beg Bal: 0.00 Activity: 228.25	228.25	0.00	228.25
65000	Management Fees (Expense)					0.00
07/31/22	CHKITM	516	Regency Property Management: Management fees for multiple	2,235.00		2,235.00
08/01/22	CHKITM	517	Regency Property Management: Management fees for multiple	745.00		2,980.00
09/01/22	CHKITM	522	Regency Property Management: Management fees for multiple	745.00		3,725.00
65000	Management Fees		Beg Bal: 0.00 Activity: 3,725.00	3,725.00	0.00	3,725.00
65100	Property/Liability Insurance (Expense)					0.00
08/18/22	CHKITM	ACH	State Farm Insurance: Acct # 1036-3217-12 / Blackhorse Estate	229.64		229.64
65100	Property/Liability Insurance		Beg Bal: 0.00 Activity: 229.64	229.64	0.00	229.64
Totals:				18,539.71	18,539.71	

Aged Payables

Property: Renaissance - (45) Blackhorse

Bill Dates as of Friday September 30, 2022

Chart Name	Account #	61+ (P)	60-31 (P)	30-1 (P)	0-30	31-60	61+	Total
American Express Credit Card								
61200 Office Expense				111.04				111.04
		0.00	0.00	111.04	0.00	0.00	0.00	111.04
PG&E								
63000 Gas & Electric					18.80			18.80
		0.00	0.00	0.00	18.80	0.00	0.00	18.80
		0.00	0.00	111.04	18.80	0.00	0.00	129.84

Chart Account Summary

Chart Account	Amount
61200 Office Expense	111.04
63000 Gas & Electric	18.80
	129.84

Payable Summary by Property

Property	Amount
Renaissance - (45) Blackhorse	129.84
	129.84

Check / Deposit Listing

Property: Renaissance - (45) Blackhorse
Blackhorse Estates III PNC 1555, Blackhorse Estates III-FFB
All Transactions
Date Range: 07/01/22 - 09/30/22

Date	Reference	Information	Check Comment	Cleared	Deposit	Payment
Blackhorse Estates III-FFB						
7/1/22	J23199		D137055 Remote Control Unit 630	Y	40.00	
7/1/22	ACH	American Express Credit Card	06/15/22 - Renaissance // Phone Bill	Y		210.09
7/1/22	ACH	American Express Credit Card	06/15/22 - Renaissance // Phone Bill	Y		154.50
7/7/22	511	PG&E	Acct: 3077447206-9 // 543 N Minnewawa	Y		122.70
7/7/22	512	PG&E	Acct: 3035780542-0 // 541 N Minnewawa	Y		30.31
7/15/22	D140116			Y	5,173.87	
7/15/22	513	PG&E	Acct:3035780542-0 / 541 N Minnewawa	Y		100.84
7/20/22	514	Guardian Western Sweeping, INC	Invoice: 374994 // Cambridge Country Vie	Y		97.24
7/21/22	515	City of Clovis	Acct: 463-342238.01 //AD Area 1 , Acct: 4	Y		74.25
7/27/22	AV28	BrightView Landscape Service Inc.	Invoice: 7956843 // Customer # 21792174	Y		476.98
7/31/22	516	Regency Property Management	Management fees for multiple properties.	Y		2,235.00
8/1/22	517	Regency Property Management	Management fees for multiple properties.	Y		745.00
8/3/22	518	Regency Property Management	Invoice: 35686 // Blackhorse HOA	Y		12.50
8/3/22	AV30	BrightView Landscape Service Inc.	Invoice: 7998296 // Renaissance	Y		483.50
8/5/22	519	PG&E	Acct: 1199050206-1 // 501 N Minnewawa	Y		7.22
8/18/22	ACH	State Farm Insurance	Acct # 1036-3217-12 / Blackhorse Estates	Y		229.64
8/25/22	520	Regency Property Management	Inv: 36796 // 28066 // Black Horse	Y		5.34
8/25/22	521	Guardian Western Sweeping, INC	Invoice:375237// Cambridge Country View	Y		97.24
8/31/22	AV33	BrightView Landscape Service Inc.	Invoice: 8045135 // Customer # 21792174	Y		483.50
9/1/22	522	Regency Property Management	Management fees for multiple properties.	Y		745.00
9/7/22	523	Regency Property Management	Regency Paid DoorKing Inc Invoice 18698	Y		93.89
9/7/22	ACH	American Express Credit Card	08/15/22 - Renaissance - AT & T	Y		5.79
9/20/22	524	Regency Property Management	Copies and Postage and Ballot Env. Invoice	Y		41.44
9/20/22	525	PG&E	Acct 0042707453-9//Country View // 269	Y		17.75
9/27/22	526	City of Clovis, Finance Department	Invoice: AR00108377 // AD Area 1 & 2	N		341.10
9/27/22	527	City of Clovis	463-422662.01 // Alluvial , 463-342238.01	N		154.00

Totals of Deposits/Payments for Bank

5,213.87 6,964.82

Blackhorse Estates III PNC 1555

7/31/22	J23453			Y		10.00
8/31/22	J23859			Y	21.39	

Totals of Deposits/Payments for Bank

21.39 10.00

Totals:	5,235.26	6,974.82
Counts:	3	25
Balance of listed transactions:		-1,739.56

Check Worksheet

Vendor: American Express Credit Card
Address: PO Box 0001
 Los Angeles, CA 90096-8000
Bank: 77619 Blackhorse Estates III-FFB
Memo: 06/15/22 - Renaissance // Phone Bill

Check #: ACH
Date: 07/01/2022
Status: Printed
Cleared: No
Amount: 210.09

Bills Applied To

Bill Date	Due Date	Invoice #	Memo	Bill Amount	Amount Paid
06/15/2022	06/15/2022	06/15/22 - Renaissance	06/15/22 - Renaissance // Phone Bill	210.09	210.09

Ledger Breakdown

Property	Unit	1099	Expense Account	Memo	Amount
AD Area 1		<input type="checkbox"/>	61900 Telephone Gate	06/15/22 - Renaissance // Phone Bill	210.09
					210.09



CHECK REQUEST

Property: Renaissance

Owner Name:

Amount: \$ 210.09

Payee: AMEX

Description: Phone Bill- Auto Pay

Checked needed by: ASAP

Approved: Allison Najera

Date: 5/24/22

CHARGED JUN 30 2022


AT&T

REGENCY PROPERTY MANAGEMENT

OLD RENAISSANCE

331 W SHIELDS AVE

FRESNO CA 93705-4105

Page 1 of 3

Account Number 559 297-9317 402-3

Billing Date May 19, 2022

Web Site att.com

Monthly Statement

Bill At-A-Glance

Previous Bill	.00
Payment	.00
Adjustments	.00
Balance	.00
Current Charges	210.09

Total Amount Due \$210.09


Amount Due in Full by Jun 9, 2022

Billing Summary

Online att.com/myatt

Page

Plans and Services	1	210.09
1 800 750-2355		
Total Current Charges		210.09



News You Can Use Summary

- PREVENT DISCONNECT
- CARRIER INFORMATION
- COST ASSESSMENT CHRG
- EMAIL MY INVOICE
- DISASTER GUIDELINES
- STILL GETTING PAPER?

See "News You Can Use" for additional information

EXPLORE ALL THAT AT&T CAN DO FOR YOU

Get Wireless, Internet and other premium services from AT&T. We're eager to help you find the best deals possible. Call 866.252.6149, Business customers: 800.321.2000

Plans and Services

Monthly Service - May 19 through 18

Service is billed in advance from the 1st of each month.

1. Bus Local Calling Unlimited A	80.00
Measured Rate Business Service	
Unlimited Local Usage	
Call Forwarding	
Caller ID	
Three-Way Calling	
2. Your Listing Is Not Published	1.75
Total Monthly Service	81.75

Additions and Changes to Service

This section of your bill reflects charges and credits resulting from account activity.

We Are Not Holding a Deposit On Your Account

Charges for 559 297-9317

Order No. H6224624

PGM ALLISON NAJERA

PLACED THIS ORDER

CBH 559-297-9317

Item No.	Description	Quantity	Monthly Rate	Amount Billed
Services Established				
(Monthly Charges are Prorated from Apr 19, 2022 to your Billing Date: May 15, 2022)				
3.	Cost Assessment Charge	1	4.10	4.10
4.	Federal Universal Service Fee	1	2.46	2.46
5.	Your Listing Is Not Published	1	1.75	1.75
6.	Federal Subscriber Line Charge	1	7.01	7.01
7.	Bus Local Call Unlimited A	1	80.00	77.03
	Measured Rate Business Service			
	Unlimited Local Usage			
	Call Forwarding			
	Caller ID			
	Three-Way Calling			
Total 559-297-9317				92.91
Total Additions and Changes to Service				82.91

Company Fees and Surcharges

8.	Federal Subscriber Line Charge			7.81
9.	State Regulatory Fee			.86
10.	Federal Universal Service Fee			2.46
11.	Cost Assessment Charge			4.10
Total Company Fees and Surcharges				15.23

Government Fees and Taxes

12.	CA High-Cost Fund Surcharge - A			1.18
-----	---------------------------------	--	--	------

Local Services provided by AT&T California or AT&T Nevada based upon the service address location.

GO GREEN - Enroll in paperless billing.

Return bottom portion with your check in the enclosed envelope.

DUE BY: Jun 9, 2022
\$210.09
Amount After Jun 21, 2022 \$220.09

REGENCY PROPERTY MANAGEMENT



Account



Payments



Bill



Settings

[Back](#)

History



Home phone

5592979317462

ACTIVE

Bill history

Payment history

Payment history

Up to 16 months of account history available online

Paid twice

PAYMENT DATE ▾	AMOUNT	PAYMENT STATUS	PAYMENT METHOD	CONFIRMATION
Jun 28, 2022	\$210.09	Posted	Check ending in 6454	
May 24, 2022	\$210.09	Posted	American Express ending in 1608	7CH7C5R1V0572MT

[Find a store](#)

[Support](#)

[Coverage maps](#)

[Small business home](#)

Check Worksheet

Vendor: American Express Credit Card
Address: PO Box 0001
 Los Angeles, CA 90096-8000
Bank: 77619 Blackhorse Estates III-FFB
Memo: 06/15/22 - Renaissance // Phone Bill

Check #: ACH
Date: 07/01/2022
Status: Printed
Cleared: No
Amount: 154.50

Bills Applied To

Bill Date	Due Date	Invoice #	Memo	Bill Amount	Amount Paid
06/15/2022	06/15/2022	06/15/22 - Renaissance	06/15/22 - Renaissance // Phone Bill	154.50	154.50

Ledger Breakdown

Property	Unit	1099	Expense Account	Memo	Amount
AD Area 1		<input type="checkbox"/>	61900 Telephone Gate	06/15/22 - Renaissance // Phone Bill	154.50
					154.50



CHECK REQUEST

Property: Renaissance

Owner Name:

Amount: \$ 154.50

Payee: AMEX

Description: Phone Bill- Auto Pay

Checked needed by: ASAP

Approved: Allison Najera

Date: 5/24/22

CHARGED JUN 30 2022



AT&T

REGENCY PROPERTY MANAGEMENT
351 W SHAWLDR AVE
FRESNO CA 93706-4108

Page 1 of 1
Account Number: 858 787 0017
Billing Date: Apr 11, 2022
Web Site: att.com

Benn

APR 25 2022

Monthly Statement

CHECKED APR 26 2022

EXPLORE ALL THAT AT&T CAN DO FOR YOU

Our Wireless, Internet and other products are designed to help you do more. We're eager to help you find the solutions you need. Call 877.877.8484. Business customers call 877.877.8484.

Payments Due	313.81
Payments Received 4-19 Thank you!	313.81
Service Charges	.00
Other Charges	.00
Account Charges	154.50
Total Amount Due	\$154.50
Amount Due in Full by	May 11, 2022
UNPAID FINAL BILL	

Payments and Discounts

Item

No. Description

- Business Local Calling
agreement terminated Apr 12, 2022

Government Fees and Taxes

- Federal

Total Plans and Services

THREE PAYMENT OPTIONS: Monthly through Automatic Bill



ENERGY STATEMENT

www.pge.com/MyEnergy

Account No: 3077447206-9
Statement Date: 06/01/2022
Due Date: 06/20/2022

Service For:

ASSESSMENT DISTRICT C/O WESTCO
EQUITIES
543 N MINNEWAWA AVE
CLOVIS, CA 93611

Your Account Summary

Amount Due on Previous Statement	\$82.54
Payment(s) Received Since Last Statement	0.00
Previous Unpaid Balance	\$82.54
Current Electric Charges	\$40.16

Questions about your bill?

Business Specialist available:
Mon-Fri: 7am to 6pm
1-800-468-4743
www.pge.com/MyEnergy

Ways To Pay

www.pge.com/waystopay

Your Enrolled Programs


Peak Day Pricing Plan

Total Amount Due by 06/20/2022

\$122.70

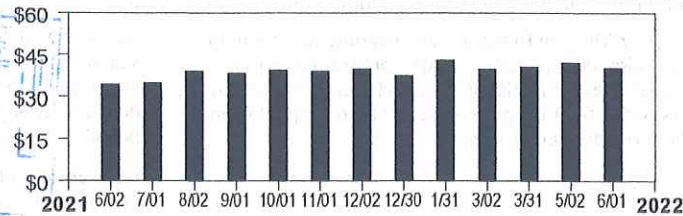
PAID JUL 06 2022

CK 511



Electric Monthly Billing History

Daily Usage Comparison



1 Year Ago	Last Period	Current Period
3.33	3.33	3.43
Electric kWh / Day		

Visit www.pge.com/MyEnergy for a detailed bill comparison

63000
AD Area 1

CHARGED JUL 06 2022



ENERGY STATEMENT

www.pge.com/MyEnergy

Account No: 3077447206-9
Statement Date: 06/01/2022
Due Date: 06/20/2022

Details of Electric Charges

05/02/2022 - 05/31/2022 (30 billing days)

Service For: 543 N MINNEWAWA AVE
Service Agreement ID: 3077447910 GATE PEDESTAL
Rate Schedule: B1 Bus Low Use
Enrolled Programs: Peak Day Pricing Plan

05/02/2022 - 05/31/2022

Customer Charge	30 days @ \$0.32854	\$9.86
Energy Charges		
Peak	20.635700 kWh @ \$0.31009	6.40
Off Peak	65.803200 kWh @ \$0.29397	19.34
Super Off Peak	16.332000 kWh @ \$0.27755	4.53
Energy Commission Tax		0.03
		\$40.16

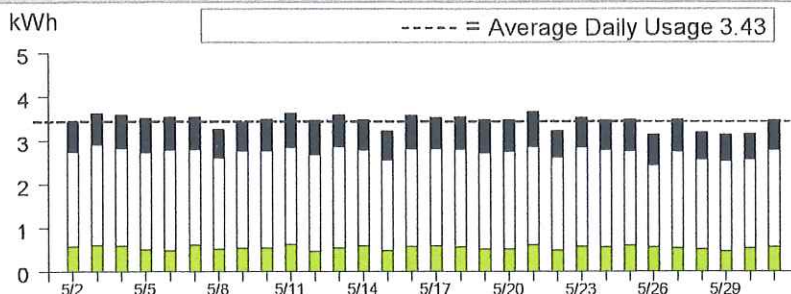
Service Information

Meter # 1005685883
Total Usage 102.770900 kWh
Serial H
Rotating Outage Block 11F

Additional Messages

From March 1, 2022 to February 28, 2023, the Wildfire Fund Charge is offset by \$0.00109/kWh to reflect excess funds from the Department of Water Resources (DWR) Bond charge. The Wildfire Fund Charge is also offset by an additional \$0.00084/kWh during this same period for excess funds from the DWR Power charge. These charges were included in your electric charges prior to 2021 and were related to bonds issued and energy provided to customers by DWR during the 2000-2001 California energy crisis.

Electric Usage This Period: 102.770900 kWh, 30 billing days



	Usage	Energy Charges
Peak ¹	20.07%	\$6.40
Part Peak ²	0.00%	\$0.00
Off Peak ³	64.02%	\$19.34
Super Off Peak ⁴	15.91%	\$4.53

¹Peak: Year-round, Daily, 4:00pm-9:00pm

²Part Peak: Summer, 6/1-9/30, Daily, 2:00pm-4:00pm and 9:00pm-11:00pm

³Off Peak: Summer, 6/1-9/30, Daily, 11:00pm-2:00pm
Winter, 10/1-2/28, Daily, 9:00pm-4:00pm

Winter, 3/1-5/31, Daily, 9:00pm-9:00am and 2:00pm-4:00pm

⁴Super Off Peak: Winter, Daily, 3/1-5/31, 9:00am-2:00pm



Visit www.pge.com/MyEnergy for a detailed bill comparison.



ENERGY STATEMENT

www.pge.com/MyEnergy

Account No: 3035780542-0

Statement Date: 06/01/2022

Due Date: 06/20/2022

Service For:

ASSESSMENT DISTRICT C/O WESTCO
EQUITIES
541 N MINNEWAWA AVE
CLOVIS, CA 93611

Your Account Summary

Amount Due on Previous Statement	\$20.29
Payment(s) Received Since Last Statement	0.00
Previous Unpaid Balance	\$20.29
Current Electric Charges	\$10.02

Questions about your bill?

Business Specialist available:
Mon-Fri: 7am to 6pm
1-800-468-4743
www.pge.com/MyEnergy

Ways To Pay

www.pge.com/waystopay

Your Enrolled Programs

Peak Day Pricing Plan

Total Amount Due by 06/20/2022

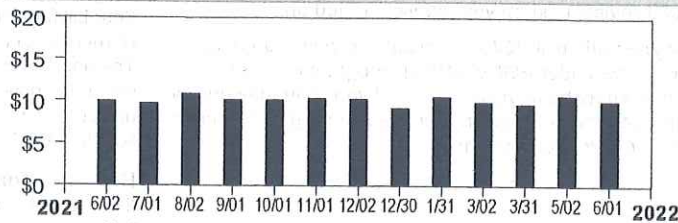
\$30.31



PAID JUL 06 2022
CK 512

Electric Monthly Billing History

Daily Usage Comparison



1 Year Last Current
Ago Period Period

0.01 0.01 0.02

Electric kWh / Day

Visit www.pge.com/MyEnergy for a detailed bill comparison

AD
Area 1
63000

CHARGED JUL 06 2022



ENERGY STATEMENT

www.pge.com/MyEnergy

Account No: 3035780542-0
Statement Date: 06/01/2022
Due Date: 06/20/2022

Details of Electric Charges

05/02/2022 - 05/31/2022 (30 billing days)

Service For: 541 N MINNEWAWA AVE

Service Agreement ID: 3035780820 LANDSCAPE PEDESTAL

Rate Schedule: B1 Bus Low Use

Enrolled Programs: Peak Day Pricing Plan

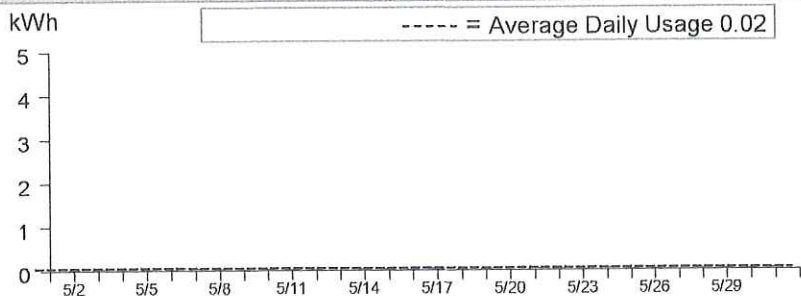
05/02/2022 - 05/31/2022

Customer Charge	30 days @ \$0.32854	\$9.86
Energy Charges		
Off Peak	0.547060 kWh @ \$0.29397	0.16
		\$10.02

Service Information

Meter #	1005685850
Total Usage	0.561720 kWh
Serial	H
Rotating Outage Block	2A

Electric Usage This Period: 0.561720 kWh, 30 billing days



	Usage	Energy Charges
Peak ¹	0.00%	\$0.00
Part Peak ²	0.00%	\$0.00
Off Peak ³	0.00%	\$0.16
Super Off Peak ⁴	0.00%	\$0.00

¹Peak: Year-round, Daily, 4:00pm-9:00pm

²Part Peak: Summer, 6/1-9/30, Daily, 2:00pm-4:00pm and 9:00pm-11:00pm

³Off Peak: Summer, 6/1-9/30, Daily, 11:00pm-2:00pm

Winter, 10/1-2/28, Daily, 9:00pm-4:00pm

Winter, 3/1-5/31, Daily, 9:00pm-9:00am and 2:00pm-4:00pm

⁴Super Off Peak: Winter, Daily, 3/1-5/31, 9:00am-2:00pm



Visit www.pge.com/MyEnergy for a detailed bill comparison.



ENERGY STATEMENT

www.pge.com/MyEnergy

Account No: 0042707453-9
Statement Date: 06/24/2022
Due Date: 07/11/2022

Service For:

CENTRAL PACIFIC BLDRS INC
269 OAK AVE
CLOVIS, CA 93611

Your Account Summary


Amount Due on Previous Statement	\$51.13
Payment(s) Received Since Last Statement	-85.57
Outstanding Credit Balance	-\$34.44
Current Electric Charges	\$17.12

Questions about your bill?

Business Specialist available:
Mon-Fri: 7am to 6pm
1-800-468-4743
www.pge.com/MyEnergy

CREDIT BALANCE - NO PAYMENT DUE

-\$17.32



Ways To Pay

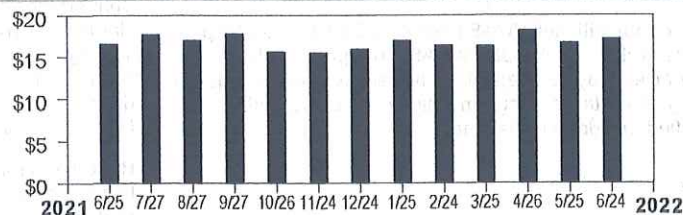
www.pge.com/waystopay

Your Enrolled Programs

Peak Day Pricing Plan

Electric Monthly Billing History

Daily Usage Comparison



1 Year Ago	Last Period	Current Period
0.82	0.83	0.76
Electric kWh / Day		

Visit www.pge.com/MyEnergy for a detailed bill comparison

No payment is due. Please retain for your records. Thank you.

9990004270745390000001712000000000



Account Number:
0042707453-9

Total Amount Due:
No Payment Due

859870006590 01 AB 0.46 42 6590 1



CENTRAL PACIFIC BLDRS INC
331 W SHIELDS AVE
FRESNO, CA 93705-4106

PG&E
BOX 997300
SACRAMENTO, CA 95899-7300





ENERGY STATEMENT

www.pge.com/MyEnergy

Account No: 0042707453-9
Statement Date: 06/24/2022
Due Date: 07/11/2022

Details of Electric Charges

05/25/2022 - 06/23/2022 (30 billing days)

Service For: 269 OAK AVE
Service Agreement ID: 0042707739 T POLE-D&C #7224108
Rate Schedule: B1 Bus Low Use
Enrolled Programs: Peak Day Pricing Plan

05/25/2022 - 05/31/2022

Customer Charge	7 days @ \$0.32854	\$2.30
Energy Charges		
Peak	1.394000 kWh @ \$0.31009	0.43
Off Peak	2.701000 kWh @ \$0.29397	0.79
Super Off Peak	1.559000 kWh @ \$0.27755	0.43

06/01/2022 - 06/23/2022

Customer Charge	23 days @ \$0.32854	\$7.56
Energy Charges		
Peak	4.320000 kWh @ \$0.38827	1.68
Part Peak	2.841000 kWh @ \$0.33904	0.96
Off Peak	9.937000 kWh @ \$0.31824	3.16
PDP Program Details		
Peak Usage Credits	4.320000 kWh @ -\$0.05667	-0.24
Part Peak Usage Credits	2.841000 kWh @ -\$0.01683	-0.05
Event Day Charges	0.150000 kWh @ \$0.60000	0.09
Energy Commission Tax		0.01

\$17.12

Usage For This Period's Event Days (4PM to 9PM)

06/10/2022 0.150000 kWh

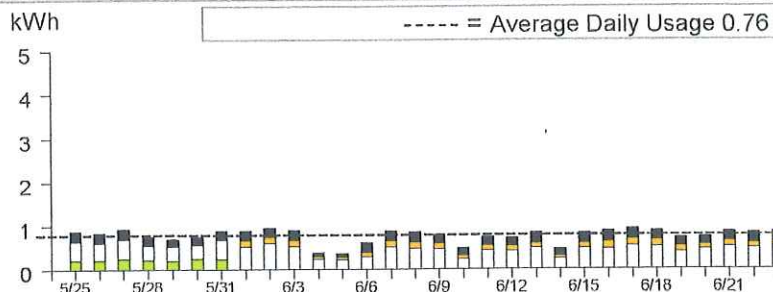
Service Information

Meter # 1008817939
Total Usage 22.752000 kWh
Serial C
Rotating Outage Block 11F

Additional Messages

From March 1, 2022 to February 28, 2023, the Wildfire Fund Charge is offset by \$0.00109/kWh to reflect excess funds from the Department of Water Resources (DWR) Bond charge. The Wildfire Fund Charge is also offset by an additional \$0.00084/kWh during this same period for excess funds from the DWR Power charge. These charges were included in your electric charges prior to 2021 and were related to bonds issued and energy provided to customers by DWR during the 2000-2001 California energy crisis.

Electric Usage This Period: 22.752000 kWh, 30 billing days



	Usage	Energy Charges
Peak ¹	25.11%	\$2.11
Part Peak ²	12.50%	\$0.96
Off Peak ³	55.54%	\$3.95
Super Off Peak ⁴	6.85%	\$0.43

¹Peak: Year-round, Daily, 4:00pm-9:00pm

²Part Peak: Summer, 6/1-9/30, Daily, 2:00pm-4:00pm and 9:00pm-11:00pm

³Off Peak: Summer, 6/1-9/30, Daily, 11:00pm-2:00pm
Winter, 10/1-2/28, Daily, 9:00pm-4:00pm

Winter, 3/1-5/31, Daily, 9:00pm-9:00am and 2:00pm-4:00pm

⁴Super Off Peak: Winter, Daily, 3/1-5/31, 9:00am-2:00pm



Visit www.pge.com/MyEnergy for a detailed bill comparison.



ENERGY STATEMENT

www.pge.com/MyEnergy

Account No: 3077447206-9

Statement Date: 06/30/2022

Due Date: 07/18/2022

Service For:

ASSESSMENT DISTRICT C/O WESTCO
EQUITIES
543 N MINNEAWA AVE
CLOVIS, CA 93611

Your Account Summary

Amount Due on Previous Statement	\$122.70
Payment(s) Received Since Last Statement	-82.54
Previous Unpaid Balance	\$40.16
Current Electric Charges	\$40.95

Questions about your bill?

Business Specialist available:
Mon-Fri: 7am to 6pm
1-800-468-4743
www.pge.com/MyEnergy

Total Amount Due

\$81.11



Your total amount due by 07/18/2022 is \$43.95. This amount includes \$40.95 from your current monthly bill and \$3.00 from your Payment Arrangement. For details of all Payment Arrangement installments, log into pge.com. If you have already made your payment, thank you.

Ways To Pay

www.pge.com/waystopay

Your Enrolled Programs

Peak Day Pricing Plan

PAID JUL 15 2022
CK S13

CHECKED JUL 11 2022



Renaissance (lori)

AD Areal



ENERGY STATEMENT

www.pge.com/MyEnergy

Account No: 3077447206-9
Statement Date: 06/30/2022
Due Date: 07/18/2022

Details of Electric Charges

06/01/2022 - 06/29/2022 (29 billing days)

Service For: 543 N MINNEAWA AVE
Service Agreement ID: 3077447910 GATE PEDESTAL
Rate Schedule: B1 Bus Low Use
Enrolled Programs: Peak Day Pricing Plan

06/01/2022 - 06/29/2022

Customer Charge	29 days @ \$0.32854	\$9.53
Energy Charges		
Peak	17.968600 kWh @ \$0.38827	6.98
Part Peak	17.901100 kWh @ \$0.33904	6.07
Off Peak	59.762200 kWh @ \$0.31824	19.02
PDP Program Details		
Peak Usage Credits	17.968600 kWh @ -\$0.05667	-1.02
Part Peak Usage Credits	17.901100 kWh @ -\$0.01683	-0.30
Event Day Charges	1.059800 kWh @ \$0.60000	0.64
Energy Commission Tax		0.03

\$40.95

Usage For This Period's Event Days (4PM to 9PM)

06/10/2022 0.482100 kWh 06/27/2022 0.577700 kWh

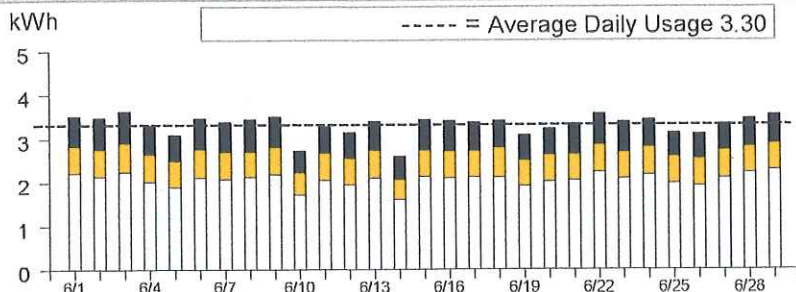
Service Information

Meter # 1005685883
Total Usage 95.631900 kWh
Serial H
Rotating Outage Block 11F

Additional Messages

From March 1, 2022 to February 28, 2023, the Wildfire Fund Charge is offset by \$0.00109/kWh to reflect excess funds from the Department of Water Resources (DWR) Bond charge. The Wildfire Fund Charge is also offset by an additional \$0.00084/kWh during this same period for excess funds from the DWR Power charge. These charges were included in your electric charges prior to 2021 and were related to bonds issued and energy provided to customers by DWR during the 2000-2001 California energy crisis.

Electric Usage This Period: 95.631900 kWh, 29 billing days



	Usage	Energy Charges
Peak ¹	18.78%	\$6.98
Part Peak ²	18.73%	\$6.07
Off Peak ³	62.49%	\$19.02
Super Off Peak ⁴	0.00%	\$0.00

¹Peak: Year-round, Daily, 4:00pm-9:00pm

²Part Peak: Summer, 6/1-9/30, Daily, 2:00pm-4:00pm and 9:00pm-11:00pm

³Off Peak: Summer, 6/1-9/30, Daily, 11:00pm-2:00pm
Winter, 10/1-2/28, Daily, 9:00pm-4:00pm

Winter, 3/1-5/31, Daily, 9:00pm-9:00am and 2:00pm-4:00pm

⁴Super Off Peak: Winter, Daily, 3/1-5/31, 9:00am-2:00pm



Visit www.pge.com/MyEnergy for a detailed bill comparison.



ENERGY STATEMENT

www.pge.com/MyEnergy

Account No: 3035780542-0
Statement Date: 06/30/2022
Due Date: 07/18/2022

Service For:

ASSESSMENT DISTRICT C/O WESTCO
EQUITIES
541 N MINNEAWA AVE
CLOVIS, CA 93611

Your Account Summary

Amount Due on Previous Statement	\$30.31
Payment(s) Received Since Last Statement	-20.29
Previous Unpaid Balance	\$10.02
Current Electric Charges	\$9.71

Questions about your bill?

Business Specialist available:
Mon-Fri: 7am to 6pm
1-800-468-4743
www.pge.com/MyEnergy

Ways To Pay

www.pge.com/waystopay

Your Enrolled Programs

Peak Day Pricing Plan JUL 05 2022



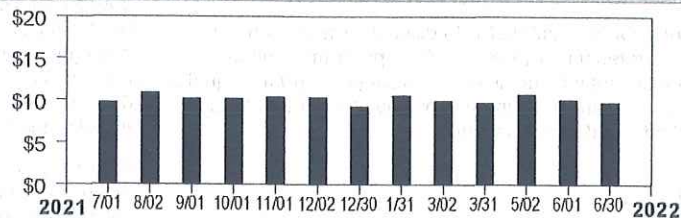
Total Amount Due by 07/18/2022

\$19.73

PAID JUL 15 2022
CK513

Electric Monthly Billing History

Daily Usage Comparison



1 Year Ago Period Current Period

0.01 0.01 0.02

Electric kWh / Day

Visit www.pge.com/MyEnergy for a detailed bill comparison

CHECKED JUL 11 2022

Renaissance (lori)

ADArea1



ENERGY STATEMENT

www.pge.com/MyEnergy

Account No: 3035780542-0

Statement Date: 06/30/2022

Due Date: 07/18/2022

Details of Electric Charges

06/01/2022 - 06/29/2022 (29 billing days)

Service For: 541 N MINNEWAWA AVE

Service Agreement ID: 3035780820 LANDSCAPE PEDESTAL

Rate Schedule: B1 Bus Low Use

Enrolled Programs: Peak Day Pricing Plan

06/01/2022 - 06/29/2022

Customer Charge	29 days @ \$0.32854	\$9.53
Energy Charges		
Part Peak	0.146300 kWh @ \$0.33904	0.05
Off Peak	0.409750 kWh @ \$0.31824	0.13

\$9.71

Usage For This Period's Event Days (4PM to 9PM)

06/10/2022 0.000000 kWh 06/27/2022 0.000000 kWh Est.

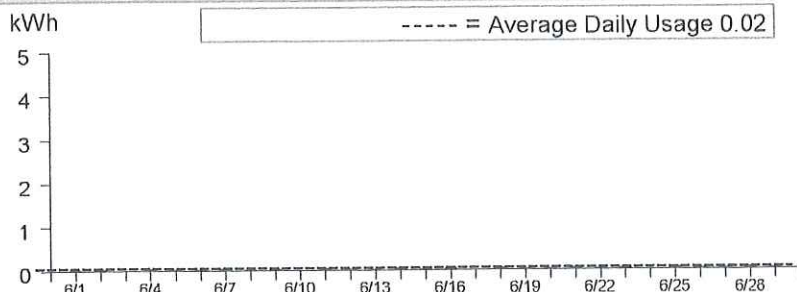
Service Information

Meter #	1005685850
Total Usage	0.556070 kWh
Serial	H
Rotating Outage Block	2A

Additional Messages

Peak Day Pricing event includes estimated usage This bill includes estimated usage from a Peak Day Pricing (PDP) event. As a result, usage for the day was billed at the lowest possible price.

Electric Usage This Period: 0.556070 kWh, 29 billing days



	Usage	Energy Charges
Peak ¹	0.00%	\$0.00
Part Peak ²	26.32%	\$0.05
Off Peak ³	73.68%	\$0.13
Super Off Peak ⁴	0.00%	\$0.00

¹Peak: Year-round, Daily, 4:00pm-9:00pm

²Part Peak: Summer, 6/1-9/30, Daily, 2:00pm-4:00pm and 9:00pm-11:00pm

³Off Peak: Summer, 6/1-9/30, Daily, 11:00pm-2:00pm

Winter, 10/1-2/28, Daily, 9:00pm-4:00pm

Winter, 3/1-5/31, Daily, 9:00pm-9:00am and 2:00pm-4:00pm

⁴Super Off Peak: Winter, Daily, 3/1-5/31, 9:00am-2:00pm



Visit www.pge.com/MyEnergy for a detailed bill comparison.

GUARDIAN WESTERN SWEEPING, INC.

4961 E. LANSING WAY
FRESNO, CA 93727-7408

Invoice

DATE	INVOICE #
6/30/2022	374995

BILL TO
RENAISSANCE (BLACKHORSE ESTATES) C/O REGENCY PROPERTY MANAGEMENT 331 W. SHIELDS AVE FRESNO, CA 93705

PROPERTY
THE RENAISSANCE COLLECTION (BY BLACKHORSE ESTATES) MINNEWAWA SOUTH OF ALLUVIAL CLOVIS, CA

CHARGED JUL 15 2022

TERMS	DUE DATE	ACCOUNT #
Net 30	7/30/2022	RGS004

DESCRIPTION	PHOTO	AMOUNT
POWER SWEEPING 1X BI-MONTHLY - JAN., MARCH, MAY, JULY, SEPT. & NOV. MONTHS OF SERVICE - BLACK HORSE "RENAISSANCE" (BILLED MONTHLY AT HALF BI-MONTHLY RATE)	JUNE	93.50
FUEL RECOVERY FEE		3.74

PAID JUL 19 2022

OK 514

STARTING JUNE 2022 A 4% FUEL SURCHARGE WILL BE IMPLEMENTED TO
ALL REGULAR SERVICE INVOICE.

Invoice number must be written on remittance to process payment.
All invoices are dated the last day of service month.

THANK YOU FOR YOUR BUSINESS!

Total \$97.24

Phone: 559-291-1890
Fax: 559-291-1892
Website: www.guardianwestern.com

E-MAIL
service@guardianwestern.com

CLOVIS

UTILITY SERVICE BILL

CLOVIS PRIDE
- A WAY OF LIFE

Office Hours: 8:00AM - 4:30PM

CITY OF CLOVIS
CITY HALL • 1033 FIFTH STREET
CLOVIS, CA 93612
(559) 324-2130

SERVICE ADDRESS	ACCOUNT NUMBER	SERVICE PERIOD
MINNEWAWA	463-342238.01	05/01/2022 to 06/30/2022

Effective June 1, 2016.

Emergency drought limits have been lifted. April through October outside watering days are Sundays, Wednesdays and Fridays for even numbered addresses and Tuesdays, Thursdays and Saturdays for odd numbered addresses. November through March outside watering days are Sundays for even numbered addresses and Saturdays for odd numbered addresses. Water rules are posted at City of Clovis website www.cityofclovis.com.

DUE DATE	BALANCE DUE
07/31/2022	\$ 74.25

Payments received more than 10 days past the due date are subject to a late penalty.

CURRENT PERIOD WATER METER READING (000's)				
PRESENT	PREVIOUS	CURRENT USAGE	PRIOR YEAR USAGE	2013 USAGE
13330	13289	41	122	85

METER READING PERIOD	DAYS IN READING PERIOD	CURRENT USAGE	CURRENT DAILY USAGE
04/08/2022 - 06/09/2022	62	41	0.6612

METER READING PERIOD	DAYS IN READING PERIOD	2013 USAGE	2013 DAILY USAGE
04/08/2013 - 06/07/2013	60	85	1.4167
06/07/2013 - 08/12/2013	66	102	1.5455
08/12/2013 - 10/07/2013	56	134	2.3929

Utility payments can now be made online through Paymentus at the City of Clovis website <http://www.cityofclovis.com> or by calling (877) 281-4366.

BILLING SUMMARY

Previous Balance 120.83

New Charges Since Last Billing

RESIDENTIAL LNDSCP 1 74.25

Adjustments 0.00
Payments -120.83

TOTAL DUE \$ 74.25

Account balances greater than \$25.00 are not considered current and are subject to late and delinquency fees.

SEE OTHER SIDE FOR ADDITIONAL INFORMATION


PAID JUL 21 2022
CK 515
RECEIVED
JUL 18 2022
BY: _____
CHARGED JUL 19 2022

BrightView³

Landscape Services

INVOICE

Regency Property Management
Renaissance
331 W. Shields Ave
Fresno CA 93705



Customer #: 21792174
Invoice #: 7956843
Invoice Date: 7/1/2022
Cust PO #:

AD 1

Job Number	Description	Amount
311800094	RENAISSANCE Landscape Maintenance For July	465.35
311800094	RENAISSANCE 2.5% Fuel Surcharge For July	11.63
CHARGED JUL 21 2022		
PAID JUL 27 2022 AV28		
Total invoice amount		476.98
Tax amount		
Balance due		476.98

Terms: Net 15 Days

If you have any questions regarding this invoice, please call 559-453-1670

Please detach stub and remit with your payment

Payment Stub

Customer Account#: 21792174
Invoice #: 7956843
Invoice Date: 7/1/2022

Amount Due: \$476.98

Thank you for allowing us to serve you

Please reference the invoice # on your check
and make payable to:

Regency Property Management
Renaissance
331 W. Shields Ave
Fresno CA 93705

BrightView Landscape Services, Inc.
P.O. Box 31001-2463
Pasadena, CA 91110-2463

Gino

Check Worksheet

Vendor: Regency Property Management
Address: 331 W. Shields Ave
 Fresno, CA 93705
Bank: 77619 Blackhorse Estates III-FFB
Memo: Management fees for multiple properties.

Check #: 516
Date: 07/31/2022
Status: Printed
Cleared: Yes
Amount: 5,994.51

Ledger Breakdown

Property	Unit	1099	Expense Account	Memo	Amount
AD Area 2		<input type="checkbox"/>	65000 Management Fees		3,759.51
AD Area 1		<input type="checkbox"/>	65000 Management Fees		2,235.00
					5,994.51

3 @ 745.00 2,235.00

WA Funding itf
Blackhorse Estates III
331 W Shields Ave
Fresno, CA 93705

Fresno First Bank
7690 N Palm Ave #101
Fresno, CA 93711

517

08/01/2022

REGENCY PROPERTY

1,998.17**

ONE THOUSAND NINE HUNDRED NINETY EIGHT DOLLARS AND 17/100 *****

REGENCY PROPERTY
331 W. Shields Ave
Fresno, CA 93705

Brend Hardie

Management fees for multiple properties.

⑈ 5 1 7 ⑈ ⑆ 1 2 1 1 4 4 1 4 6 ⑆ 1 0 0 0 7 7 6 1 9 ⑈

WA Funding itf
Blackhorse Estates III
Tract 4299A
08/01/2022 Regency Property

Management fees for multiple properties.

517

\$ 1,998.17

Prop	Unit	Account	Comment	Amount
AD Area 2		65000 Management Fees		1,253.17
AD Area 1		65000 Management Fees		745.00

WA Funding itf
Blackhorse Estates III
Tract 4299A
08/01/2022 Regency Property

Management fees for multiple properties.

517

\$ 1,998.17

Prop	Unit	Account	Comment	Amount
AD Area 2		65000 Management Fees		1,253.17
AD Area 1		65000 Management Fees		745.00

Regency Property

331 W. Shields Ave
Fresno, CA 93705
Office: 559-221-3170
Fax: 559-225-3174

Invoice

Invoice No.	Invoice Date
35686	07/26/22

TO:

Blackhorse Estates III - Tract 4299A
Sean K. Smith PE QSD | Supervising
Civil Engineer 559-324-2363
City of Clovis | Engineering Division
1033 Fifth Street, Clovis, CA 93612

Property	Unit	Acc #
Regenc		28066

Amount Due	Amount Enclosed
35.01	



PLEASE RETURN TOP PORTION WITH YOUR REMITTANCE

Quantity	Description	Rate	Amount
114	Black and White Copies	0.24	27.36
1	Postage	7.65	7.65
<div>AD 1 12.50</div> <div>AD 2 22.50</div> <div>CHECKED AUG 01 2022</div> <div>CHECKED AUG 02 2022</div> <div>PAID AUG 03 2022</div> <div>CR 5/8</div> <div>Blackhorse</div> <div>RECEIVED JUL 26 2022 By <u>WIZOO</u></div> <div>W</div>			
Sub Total			35.01
Tax			0.00
TOTAL			35.01

Comments

Thank you for Your Business Month of June!



INVOICE

Regency Property Management
Renaissance
331 W. Shields Ave
Fresno CA 93705

#64000

Customer #: 21792174
Invoice #: 7998296
Invoice Date: 8/1/2022
Cust PO #:

Job Number	Description	Amount
311800094	RENAISSANCE Landscape Maintenance For August	465.35
311800094	RENAISSANCE 3.90% Fuel Surcharge For August	18.15
CHARGED JUL 28 2022		
PAID AUG 03 2022 AV 30		
Total invoice amount		483.50
Tax amount		
Balance due		483.50

Terms: Net 15 Days

If you have any questions regarding this invoice, please call 559-453-1670

Please detach stub and remit with your payment

Payment Stub

Customer Account#: 21792174
Invoice #: 7998296
Invoice Date: 8/1/2022

Amount Due: \$483.50

Thank you for allowing us to serve you

Please reference the invoice # on your check
and make payable to:

Regency Property Management
Renaissance
331 W. Shields Ave
Fresno CA 93705

BrightView Landscape Services, Inc.
P.O. Box 31001-2463
Pasadena, CA 91110-2463



ENERGY STATEMENT

www.pge.com/MyEnergy

KEN

Account No: 1199050206-1
Statement Date: 07/26/2022
Due Date: 08/12/2022

Service For:

ASSESSMENT DISTRICT C/O WESTCO
EQUITIES
501 N MINNEAWA AVE
CLOVIS, CA 93611

Your Account Summary

Credit Balance on Previous Statement	-\$11.86
Payment(s) Received Since Last Statement	0.00
Outstanding Credit Balance	-\$11.86
Current Electric Charges	\$19.08



Questions about your bill?

Business Specialist available:
Mon-Fri: 7am to 6pm
1-800-468-4743
www.pge.com/MyEnergy

Ways To Pay

www.pge.com/waystopay

Your Enrolled Programs

Peak Day Pricing Plan

Total Amount Due by 08/12/2022

\$7.22

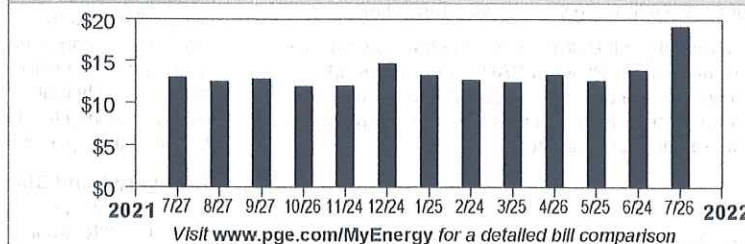
PAID AUG 5 2022

ck 519

CHECKED AUG 01 2022

Electric Monthly Billing History

Daily Usage Comparison



1 Year Ago Period	Last Period	Current Period
0.27	0.41	0.78
Electric kWh / Day		

Visit www.pge.com/MyEnergy for a detailed bill comparison

Important Messages

Call 811 before you dig. A common cause of pipeline accidents is damage from digging. If you plan on doing any digging, such as planting a tree or installing a fence, please call **811** at least two working days before you dig. One free call will notify underground utilities to mark the location of underground lines, helping you to plan a safe project.



ENERGY STATEMENT

www.pge.com/MyEnergy

Account No: 1199050206-1
Statement Date: 07/26/2022
Due Date: 08/12/2022

Details of Electric Charges

06/24/2022 - 07/25/2022 (32 billing days)

Service For: 501 N MINNEWAWA AVE
Service Agreement ID: 1199050502 GATE PEDESTAL
Rate Schedule: B1 Bus Low Use
Enrolled Programs: Peak Day Pricing Plan

06/24/2022 - 07/25/2022

Customer Charge	32 days @ \$0.32854	\$10.51
Energy Charges		
Peak	6.177000 kWh @ \$0.38827	2.40
Part Peak	4.119500 kWh @ \$0.33904	1.40
Off Peak	14.752000 kWh @ \$0.31824	4.69
PDP Program Details		
Peak Usage Credits	6.177000 kWh @ -\$0.05667	-0.35
Part Peak Usage Credits	4.119500 kWh @ -\$0.01683	-0.07
Event Day Charges	0.811300 kWh @ \$0.60000	0.49
Energy Commission Tax		0.01

\$19.08

Usage For This Period's Event Days (4PM to 9PM)

06/27/2022	0.192800 kWh	07/18/2022	0.213900 kWh
07/11/2022	0.200700 kWh	07/21/2022	0.203900 kWh

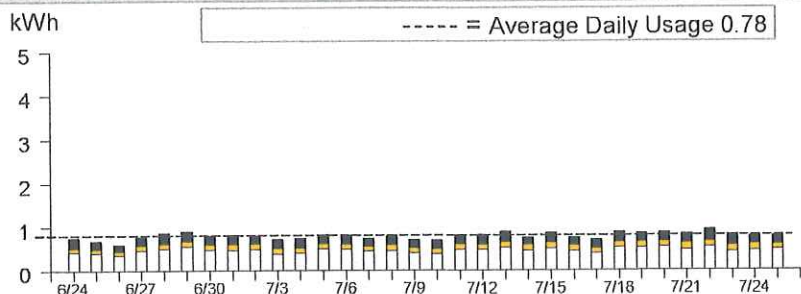
Service Information

Meter #	1004466468
Total Usage	25.048500 kWh
Serial	C
Rotating Outage Block	2A

Additional Messages

From March 1, 2022 to February 28, 2023, the Wildfire Fund Charge is offset by \$0.00109/kWh to reflect excess funds from the Department of Water Resources (DWR) Bond charge. The Wildfire Fund Charge is also offset by an additional \$0.00084/kWh during this same period for excess funds from the DWR Power charge. These charges were included in your electric charges prior to 2021 and were related to bonds issued and energy provided to customers by DWR during the 2000-2001 California energy crisis.

Electric Usage This Period: 25.048500 kWh, 32 billing days



	Usage	Energy Charges
Peak¹	24.66%	\$2.40
Part Peak²	16.45%	\$1.40
Off Peak³	58.89%	\$4.69
Super Off Peak⁴	0.00%	\$0.00

¹Peak: Year-round, Daily, 4:00pm-9:00pm

²Part Peak: Summer, 6/1-9/30, Daily, 2:00pm-4:00pm and 9:00pm-11:00pm

³Off Peak: Summer, 6/1-9/30, Daily, 11:00pm-2:00pm
Winter, 10/1-2/28, Daily, 9:00pm-4:00pm

Winter, 3/1-5/31, Daily, 9:00pm-9:00am and 2:00pm-4:00pm

⁴Super Off Peak: Winter, Daily, 3/1-5/31, 9:00am-2:00pm



Visit www.pge.com/MyEnergy for a detailed bill comparison.

State Farm Payment Plan
PO Box 52265
Phoenix AZ 85072-2265



AT1 001636 0006 1036-3217-12 55-0AED

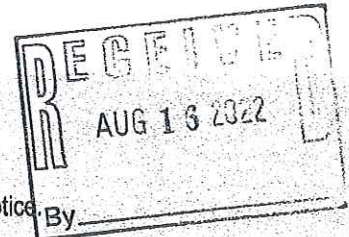
ASSESSMENT DIST 1995-1
ATTN: REGENCY PROPERTY MGMT
331 W SHIELDS AVE
FRESNO CA 93705-4106

Notice of Payment Due

State Farm Payment Plan: 1036-3217-12
Accountholder Name: ASSESSMENT DIST 1995-1

Total Amount Due: \$642.99
Due By: September 9, 2022

Agent Kevin Lowry
3644 E Ashlan Ave
Fresno CA 93726-2161
Phone: 559-274-9262



Important Information

- This premium notice is the only one you will receive. Please pay by the due date.
- Changes and payments made after August 10, 2022 will be reflected on a subsequent billing notice.
- If you have any questions or would like to discuss other State Farm products, your agent is ready to assist you.

Thanks for letting us serve you!

AD 1 229.61
AD 2 413.35

PAID AUG 16 2022
ACH

SFPP Account 1036-3217-12

Page 1 of 2

Prepared August 10, 2022

↓ Please fold and tear here ↓

Ways to Pay



Online
PC or
mobile devices



Mobile
Use State Farm
mobile app



Mail
Send us
a check



Call
Automated Line: 1-800-440-0998
Your agent: 559-274-9262



Walk In
See your
State Farm Agent

Key code: 4844229630

If you have moved, please contact your agent.



Accountholder: ASSESSMENT DIST 1995-1
SFPP Account Number: 1036-3217-12

Amount Due: \$642.99

Please pay by September 9, 2022

Make payment to State Farm

1200209303

State Farm Insurance Companies
P.O. Box 680001
Dallas, TX 75368-0001



For Office Use Only

SFPP Bill

\$642.99

0930

Regency Property
331 W. Shields Ave
Fresno, CA 93705
Office: 559-221-3170
Fax: 559-225-3174



Invoice

Invoice No.	Invoice Date
36796	08/15/22

Property	Unit	Acc #
Regenc		28066

Amount Due	Amount Enclosed
14.95	

TO:

Blackhorse Estates III - Tract 4299A
Sean K. Smith PE QSD | Supervising
Civil Engineer 559-324-2363
City of Clovis | Engineering Division
1033 Fifth Street, Clovis, CA 93612



PLEASE RETURN TOP PORTION WITH YOUR REMITTANCE

Quantity	Description	Rate	Amount
29	Color Copies	0.35	10.15
20	Black and White Copies	0.24	4.80
AD 1 5.34 AD 2 9.61			
CHARGED AUG 23 2022 PAID AUG 25 2022 CK 520			
Sub Total			14.95
Tax			0.00
TOTAL			14.95

Comments

Thank you for Your Business Month of July!

GUARDIAN WESTERN SWEEPING, INC.

4961 E. LANSING WAY
FRESNO, CA 93727-7408

Invoice

Ren
RECEIVED AUG 17 2022
62150

DATE	INVOICE #
7/31/2022	375238

BILL TO
RENAISSANCE (BLACKHORSE ESTATES) C/O REGENCY PROPERTY MANAGEMENT 331 W. SHIELDS AVE FRESNO, CA 93705

PROPERTY
THE RENAISSANCE COLLECTION (BY BLACKHORSE ESTATES) MINNEWAWA SOUTH OF ALLUVIAL CLOVIS, CA

TERMS	DUE DATE	ACCOUNT #
Net 30	8/30/2022	RGS004

DESCRIPTION	PHOTO	AMOUNT
POWER SWEEPING 1X BI-MONTHLY - JAN., MARCH, MAY, JULY, SEPT. & NOV. MONTHS OF SERVICE - BLACK HORSE "RENAISSANCE" (BILLED MONTHLY AT HALF BI-MONTHLY RATE)	JUNE	93.50
FUEL RECOVERY FEE		3.74
<p>CHARGED AUG 23 2022</p> <p>PAID AUG 25 2022</p> <p>OK 521</p>		

STARTING JUNE 2022 A 4% FUEL SURCHARGE WILL BE IMPLEMENTED TO ALL REGULAR SERVICE INVOICE.
Invoice number must be written on remittance to process payment.
All invoices are dated the last day of service month.

Total \$97.24

THANK YOU FOR YOUR BUSINESS!

Phone: 559-291-1890
Fax: 559-291-1892
Website: www.guardianwestern.com

E-MAIL
service@guardianwestern.com

Mina



INVOICE

Regency Property Management
Renaissance
331 W. Shields Ave
Fresno CA 93705

Customer #: 21792174
Invoice #: 8045135
Invoice Date: 9/1/2022
Cust PO #:

Job Number	Description	Amount
311800094	RENAISSANCE Landscape Maintenance For September	465.35
311800094	RENAISSANCE 3.90% Fuel Surcharge For September	18.15
Total invoice amount		483.50
Tax amount		
Balance due		483.50

CHARGED AUG 29 2022

PAID AV33

Terms: Net 15 Days

If you have any questions regarding this invoice, please call 559-453-1670

Please detach stub and remit with your payment

Payment Stub

Customer Account#: 21792174
Invoice #: 8045135
Invoice Date: 9/1/2022

Amount Due: \$483.50

Thank you for allowing us to serve you

Please reference the invoice # on your check
and make payable to:

Regency Property Management
Renaissance
331 W. Shields Ave
Fresno CA 93705

BrightView Landscape Services, Inc.
P.O. Box 31001-2463
Pasadena, CA 91110-2463

Check Worksheet

Vendor: Regency Property Management
Address: 331 W. Shields Ave
Fresno, CA 93705
Bank: 77619 Blackhorse Estates III-FFB
Memo: Management fees for multiple properties.

Check #: 522
Date: 09/01/2022
Status: Printed
Cleared: Yes
Amount: 1,998.17

Ledger Breakdown

Property	Unit	1099	Expense Account	Memo	Amount
AD Area 2		<input type="checkbox"/>	65000 Management Fees		1,253.17
AD Area 1		<input type="checkbox"/>	65000 Management Fees		745.00
					1,998.17

DKS Cellular Subscription

DoorKing Inc.

IMServer Payments
120 S. Glasgow Avenue
Inglewood, CA 90301
(800) 826-7493

INVOICE #1869972**INVOICE DATE September 1, 2022****SUBSCRIBER**

Gina Dobson
Regency Property
331 W. Shield Ave
Fresno, CA 93705

INVOICE

User ID: **RegencyProperty**
Period Starts: September 1, 2022
Period Ends: August 31, 2023

Cell Systems

9/1/2022 8/31/2023 County View	559 297 9343 5757 95	\$ 131.45
9/1/2022 8/31/2023 Rennisance	559 297 9317 8060 48	\$ 131.45
Total		\$ 262.90

AD 1 3 2
93.89 169.01
619.00

PAID SEP 07 2022

CK 523

Check Worksheet

Vendor: American Express Credit Card
Address: PO Box 0001
 Los Angeles, CA 90096-8000
Bank: 77619 Blackhorse Estates III-FFB
Memo: 08/15/22 - Renaissance - AT & T

Check #: ACH
Date: 09/07/2022
Status: Printed
Cleared: No
Amount: 5.79

Bills Applied To

Bill Date	Due Date	Invoice #	Memo	Bill Amount	Amount Paid
08/15/2022	08/15/2022	08/15/22	08/15/22 - Renaissance - AT & T	5.79	5.79

Ledger Breakdown

Property	Unit	1099	Expense Account	Memo	Amount
AD Area 1		<input type="checkbox"/>	62600 General Maintenance	08/15/22 - Renaissance - AT & T	5.79
					5.79



CHECK REQUEST

Property: Renaissance

Owner Name:

Amount: \$ 5.79

Payee: AMEX

Description: AT&T Bill

Checked needed by: ASAP

Approved: Allison Najera

Date: 8/10/22

Allison



REGENCY PROPERTY MANAGEMENT
C/O RENAISSANCE
331 W SHIELDS AVE
FRESNO CA 93705 - 4106

Page 2 of 2
Account Number 559 297-9317 462 8
Billing Date Aug 19, 2022

News You Can Use

PREVENT DISCONNECT

All charges must be paid each month to keep your account current. However, "basic service" and its applicable taxes and surcharges MUST be paid to avoid disconnection. Currently, for this account that amount is \$69.81. Failure to pay non-basic charges may result in other collection activities, including restriction of toll calls.

CARRIER INFORMATION

Our records show that you have selected Cust Undecided on Carrier or a company that resells their services as your primary local toll carrier and that you have chosen not to select a long distance carrier. Please contact us if this does not agree with your records.

COST ASSESSMENT CHRG

AT&T charges you this monthly per line amount to recover its ongoing costs incurred for property taxes and supporting the administration of local number portability, a government program that enables customers to retain their telephone number when changing service providers. This fee is not a tax or charge that the government requires AT&T to collect from its customers.

RATE INCREASE

Local Usage (Zones 1 and 2) and Zone 3 Day, Evening, and Night/Weekend per minute rates will increase from \$0.69 to \$0.76 on September 1, 2022. For questions, please call the toll-free number listed on your bill or visit us online at business.att.com.

AT&T RELAY SERVICE

Dial 711 is a Telecommunications Relay Service for customers with hearing and speech loss. AT&T offers products and services for customers with visual, hearing, speech or physical loss. For more information, please go to att.com/accessibility or call AT&T's Disability and Aging Center at 1-800-772-3140. You can also go online at realpageslive.com (choose a Directory or enter zip code or city name; select Table of Contents; and then click on Community Pages).

STILL GETTING PAPER?

Email us at GoPaperless@att.com with the subject line "Save Paper" to sign up for paperless billing today!

Terms and Conditions

THREE PAYMENT OPTIONS: Electronically through Automatic Payment Service or Online: AT&T eBillSM. At an Authorized Payment Location. Or mail to AT&T PO BOX 5025, Carol Stream, IL 60197-5025.

BILLING QUESTIONS: Call us at 800.288.2020, or write to Customer Care at AT&T, P.O. Box 5074, Carol Stream, IL 60197-5074; or AT&T Business, 555 E. Cook St., Springfield, IL 62703; or visit att.com. If you have a complaint you cannot resolve with us, contact the California Public Utilities Commission (CPUC) at Consumer Affairs Branch, 505 Van Ness Ave, Room 2003, San Francisco, CA 94102, <http://consumers.cpuc.ca.gov/complaints> or call 800.649.7570. The CPUC's DTP program offers assistance to individuals with hearing and speaking limitations including California Relay Service available by dialing 711, more information is available at <http://ddtp.cpuc.ca.gov/relay.aspx>. If your complaint concerns interstate or international calling, write the FCC at Consumer Complaints, 445 12th Street SW, Washington, D.C. 20554, or call 888.225.5322 or TTY 888.835.5322.

FEDERAL SURCHARGES: The Federal Universal Service Fee and the Federal Subscriber Line Charge are charges imposed by action of the Federal Communications Commission.

TARIFF INFORMATION: Call 1-888-319-8800 or visit our web site www.att.com/servicepublications.

SERVICE INFORMATION

Your local services are provided by AT&T California (Pacific Bell Telephone Company). Your AT&T long distance services, if any, are provided by one or more of the following AT&T Inc. subsidiaries: AT&T Long Distance (SBC Long Distance, LLC), AT&T Communications of California, Inc., and/or AT&T Corp. You can find the name of your long distance service provider in the long distance section of your bill. To view your provider's service publications, including Guidebooks, Service Guides and/or Tariffs, go to att.com/servicepublications.

Regency Property

331 W. Shields Ave

Fresno, CA 93705

Office: 559-221-3170

Fax: 559-225-3174

Invoice

Invoice No.	Invoice Date
37822	09/08/22

TO:

Blackhorse Estates III - Tract 4299A
Sean K. Smith PE QSD | Supervising
Civil Engineer 559-324-2363
City of Clovis | Engineering Division
1033 Fifth Street, Clovis, CA 93612



CCVd
Penn.

Property	Unit	Acc #
Regenc		28066



Amount Due	Amount Enclosed
116.04	

PLEASE RETURN TOP PORTION WITH YOUR REMITTANCE

Quantity	Description	Rate	Amount
41	Black and White Copies	0.24	9.84
1	Postage	97.00	97.00
1	Supply materials needed-Ballot Envelopes (82004)	9.20	9.20
<p>AD 1 41.44 AD 2 74.60</p>		<p>PAID SEP 20 2022 CK 524</p>	
		Sub Total	116.04
		Tax	0.00
		TOTAL	116.04

Comments

Thank you for your business for the month of August!



ENERGY STATEMENT

www.pge.com/MyEnergy

Account No: 1199050206-1
Statement Date: 08/25/2022
Due Date: 09/12/2022

Service For:

ASSESSMENT DISTRICT C/O WESTCO
EQUITIES
501 N MINNEAWA AVE
CLOVIS, CA 93611

Questions about your bill?

Business Specialist available:
Mon-Fri: 7am to 6pm
1-800-468-4743
www.pge.com/MyEnergy

Ways To Pay

www.pge.com/waystopay

Your Enrolled Programs

Peak Day Pricing Plan

Your Account Summary

Amount Due on Previous Statement	\$7.22
Payment(s) Received Since Last Statement	-7.22
Previous Unpaid Balance	\$0.00
Current Electric Charges	\$17.75

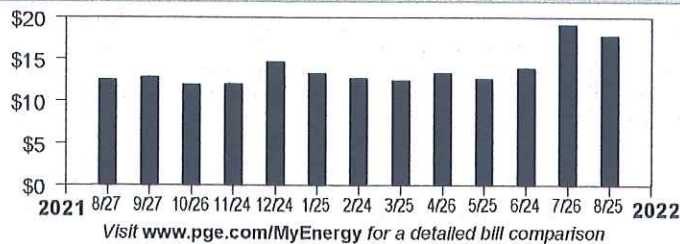
Total Amount Due by 09/12/2022 \$17.75

CHECKED SEP 01 2022

Renn
RECEIVED
AUG 29 2022
BY: 603000

Electric Monthly Billing History

Daily Usage Comparison



1 Year Ago	Last Period	Current Period
0.29	0.78	0.78
Electric kWh / Day		

PAID SEP 20 2022
CK 525



ENERGY STATEMENT

www.pge.com/MyEnergy

Account No: 1199050206-1
Statement Date: 08/25/2022
Due Date: 09/12/2022

Details of Electric Charges

07/26/2022 - 08/24/2022 (30 billing days)

Service For: 501 N MINNEWAWA AVE
Service Agreement ID: 1199050502 GATE PEDESTAL
Rate Schedule: B1 Bus Low Use
Enrolled Programs: Peak Day Pricing Plan

07/26/2022 - 08/24/2022

Customer Charge	30 days @ \$0.32854	\$9.86
Energy Charges		
Peak	5.810400 kWh @ \$0.38827	2.26
Part Peak	3.769200 kWh @ \$0.33904	1.28
Off Peak	13.700000 kWh @ \$0.31824	4.36
PDP Program Details		
Peak Usage Credits	5.810400 kWh @ -\$0.05667	-0.33
Part Peak Usage Credits	3.769200 kWh @ -\$0.01683	-0.06
Event Day Charges	0.609500 kWh @ \$0.60000	0.37
Energy Commission Tax		0.01

\$17.75

Usage For This Period's Event Days (4PM to 9PM)

08/16/2022	0.202900 kWh	08/19/2022	0.191000 kWh
08/17/2022	0.215600 kWh		

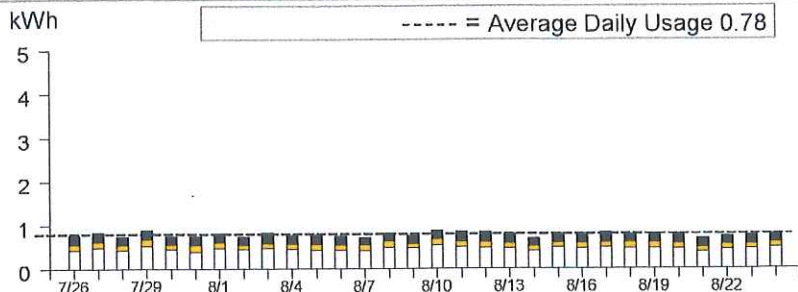
Service Information

Meter #	1004466468
Total Usage	23.279600 kWh
Serial	C
Rotating Outage Block	2A

Additional Messages

From March 1, 2022 to February 28, 2023, the Wildfire Fund Charge is offset by \$0.00109/kWh to reflect excess funds from the Department of Water Resources (DWR) Bond charge. The Wildfire Fund Charge is also offset by an additional \$0.00084/kWh during this same period for excess funds from the DWR Power charge. These charges were included in your electric charges prior to 2021 and were related to bonds issued and energy provided to customers by DWR during the 2000-2001 California energy crisis.

Electric Usage This Period: 23.279600 kWh, 30 billing days



	Usage	Energy Charges
Peak¹	24.95%	\$2.26
Part Peak²	16.21%	\$1.28
Off Peak³	58.84%	\$4.36
Super Off Peak⁴	0.00%	\$0.00

¹Peak: Year-round, Daily, 4:00pm-9:00pm

²Part Peak: Summer, 6/1-9/30, Daily, 2:00pm-4:00pm and 9:00pm-11:00pm

³Off Peak: Summer, 6/1-9/30, Daily, 11:00pm-2:00pm
Winter, 10/1-2/28, Daily, 9:00pm-4:00pm

Winter, 3/1-5/31, Daily, 9:00pm-9:00am and 2:00pm-4:00pm

⁴Super Off Peak: Winter, Daily, 3/1-5/31, 9:00am-2:00pm




Visit www.pge.com/MyEnergy for a detailed bill comparison.



CITY of CLOVIS

INVOICE / STATEMENT



AR00108377
REGENCY PROPERTY MANAGEMENT
331 W SHIELDS
FRESNO, CA 93705

STATEMENT DATE: 09/06/2022
DUE DATE: 09/30/2022

Invoice Date	Description	Invoice	Amount Due	Payment / Adjustments	Total Amount
	Beginning Balance prior to 09/01/2022				1,972.36
09/02/2022	09/2022 STREET LIGHT BILLING <i>h</i>	A21933770	493.09	0.00	2,465.45
09/02/2022	768 SPRUCE FIRE INSP	A21938772	231.00	0.00	2,696.45
09/02/2022	728 SPRUCE FIRE INSP	A21938808	231.00	0.00	2,927.45
	Ending Balance as of 09/06/2022		955.09	0.00	2,927.45
Total Due:					\$2,927.45

CHARGED SEP 21 2022

AD 1 341.10
AD 2 613.99

CHECKED SEP 13 2022

PAID SEP 27 2022
CK 526

CITY OF CLOVIS

PLEASE PAY FROM THIS INVOICE/STATEMENT. IF YOU HAVE
QUESTIONS, PLEASE CALL (559) 324-2112, MON-FRI, 8:00 A.M. - 4:30 P.M.
MAKE YOUR CHECK PAYABLE TO: CITY OF CLOVIS
MAIL PAYMENT TO: CITY OF CLOVIS, 1033 FIFTH STREET, CLOVIS, CA 93612

AR00108377
REGENCY PROPERTY MANAGEMENT
331 W SHIELDS
FRESNO, CA 93705

STATEMENT DATE: 09/06/2022
DUE DATE: 09/30/2022
AMOUNT DUE: \$2,927.45

City of Clovis
SERVICE BILLING REQUEST

DATE: 8/15/2022

BILL TO:

Regency Properties
331 W Shields
Fresno, CA 93705

A/R ID: 108377

Transaction Description: 768 Spruce - 07/22/2022

REASON
FOR
BILLING:

State Mandated Fire & Life Safety Annual Inspection - First Visit completed on 7/22/2022
Inspected by : Garrett Rogers, Fire Inspector
Inspection Report Mailed Previously

Itemized Charges	Account#	Amount
R-2 OCCUPANCY - 3 Units	62000-46326	\$ 231.00
TOTAL DUE	62000-46326	\$ 231.00

PAID SEP 27 2022

ISSUED BY:

DEPT:

Please send the attached letter or form along with the invoice... ☐ Yes ☒ No

Finance Department Use

Account Distribution:

Invoice# Issued:

City of Clovis
SERVICE BILLING REQUEST

DATE: 8/15/2022

BILL TO:

Regency Properties
331 W Shields
Fresno, CA 93705

A/R ID: 108377

Transaction Description: 728 Spruce - 07/22/2022

REASON
FOR
BILLING:

State Mandated Fire & Life Safety Annual Inspection - First Visit completed on 7/22/2022
Inspected by : Garrett Rogers, Fire Inspector
Inspection Report Mailed Previously

Itemized Charges	Account#	Amount
R-2 OCCUPANCY - 3 Units	62000-46326	\$ 231.00
TOTAL DUE	62000-46326	\$ 231.00

ISSUED BY:

DEPT:

Please send the attached letter or form along with the invoice... ☐ Yes ☒ No

Finance Department Use

Account Distribution:

Invoice# Issued:

CLOVIS

UTILITY SERVICE BILL

CLOVIS PRIDE
- A WAY OF LIFE

Office Hours: 8:00AM - 4:30PM

CITY OF CLOVIS
CITY HALL • 1033 FIFTH STREET
CLOVIS, CA 93612
(559) 324-2130

SERVICE ADDRESS	ACCOUNT NUMBER	SERVICE PERIOD
MINNEWAWA	463-342238.01	07/01/2022 to 08/31/2022

Effective June 1, 2016.

Emergency drought limits have been lifted. April through October outside watering days are Sundays, Wednesdays and Fridays for even numbered addresses and Tuesdays, Thursdays and Saturdays for odd numbered addresses. November through March outside watering days are Sundays for even numbered addresses and Saturdays for odd numbered addresses. Water rules are posted at City of Clovis website www.cityofclovis.com.

DUE DATE	BALANCE DUE
09/30/2022	\$ 154.00

Payments received more than 10 days past the due date are subject to a late penalty.

CURRENT PERIOD WATER METER READING (000's)				
PRESENT	PREVIOUS	CURRENT USAGE	PRIOR YEAR USAGE	2013 USAGE
13426	13330	96	286	102

METER READING PERIOD	DAYS IN READING PERIOD	CURRENT USAGE	CURRENT DAILY USAGE
06/09/2022 - 08/05/2022	57	96	1.6842

METER READING PERIOD	DAYS IN READING PERIOD	2013 USAGE	2013 DAILY USAGE
06/07/2013 - 08/12/2013	66	102	1.5455
08/12/2013 - 10/07/2013	56	134	2.3929
10/07/2013 - 12/04/2013	58	93	1.6034

Utility payments can now be made online through Paymentus at the City of Clovis website <http://www.cityofclovis.com> or by calling (877) 281-4366.



BILLING SUMMARY

Previous Balance 74.25

New Charges Since Last Billing

RESIDENTIAL LNDSCP 1 154.00

CHECKED SEP 20 2022

CHARGED SEP 24 2022

PAID SEP 27 2022

Adjustments 0.00
Payments -74.25

TOTAL DUE \$ 154.00

SEE OTHER SIDE FOR ADDITIONAL INFORMATION

Account balances greater than \$25.00 are not considered current and are subject to late and delinquency fees.

Country View AD Area 2
'July - September 2022

Report Title	Page #
* Balance Sheet	1
* Profit & Loss Statement	2 - 3
* Budget Comparison	4
* Cash Flow	5
* General Ledger	6 - 7
* Aged Payables	8
* Check/Deposit Listing	9
* Transaction Documents	10 - 43

Balance Sheet

Property: Country View - (81) Blackhorse
As of 09/30/22 (cash basis)

ASSETS

Bank	
77619 Blackhorse Estates III-FFB	-427.94
Total Bank	-427.94
Other Current Asset	
1200 Undeposited Funds	40.00
Total Other Current Asset	40.00
TOTAL ASSETS	-387.94

LIABILITIES & EQUITY

Liabilities

Other Current Liability	
2003 Owner Contributions	91,590.25
Total Other Current Liability	91,590.25
Total Liabilities	91,590.25

Equity

3000 Net Income	-9,974.71
3001 Retained Earnings	-82,003.48
Total Equity	-91,978.19
TOTAL LIABILITIES & EQUITY	-387.94

Profit & Loss 12 Month Recap

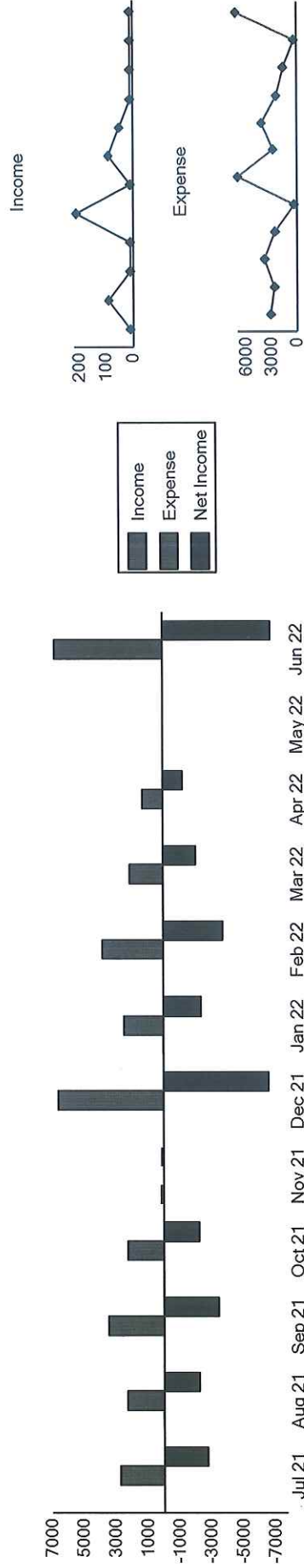
Property: Country View - (81) Blackhorse

Monthly recap 07/01/21 - 09/30/22 (cash basis)

	JUL 21	AUG 21	SEP 21	OCT 21	NOV 21	DEC 21	JAN 22	FEB 22	MAR 22	APR 22	MAY 22	JUN 22	TOTAL
INCOME													
4050 Other Income	0.00	80.00	0.00	0.00	200.00	0.00	0.00	0.00	0.00	0.00	0.00	0.00	280.00
4406 Keys & Transmitters	0.00	0.00	0.00	0.00	0.00	0.00	80.00	40.00	0.00	0.00	0.00	0.00	120.00
TOTAL INCOME	0.00	80.00	0.00	0.00	200.00	0.00	80.00	40.00	0.00	0.00	0.00	0.00	400.00
EXPENSE													
60004 Bank Fees	0.00	0.00	0.00	0.00	0.00	0.00	0.00	1.14	0.00	0.53	5.00	0.00	6.67
61200 City Administration (0.00	0.00	0.00	5.77	6.41	0.00	38.51	0.00	0.00	13.49	0.00	97.54	161.72
62600 Miscellaneous/Cont	0.00	0.00	0.00	0.00	0.00	0.00	0.00	231.70	0.00	0.00	0.00	0.00	231.70
62100 Electronic Gate Mai	0.00	0.00	519.67	103.97	0.00	150.00	164.00	849.78	0.00	0.00	0.00	2,136.59	3,924.01
64000 Landscape Mainten:	860.00	0.00	1,030.00	515.00	0.00	1,855.00	527.88	527.88	0.00	0.00	0.00	2,659.12	7,974.88
61900 Telephone	99.96	99.72	109.28	99.64	0.00	377.66	-27.11	0.00	262.92	0.00	0.00	261.18	1,283.25
62150 Street Sweep Servic	134.00	268.00	134.00	0.00	0.00	589.00	134.00	134.00	154.00	0.00	0.00	462.00	2,009.00
63100 Water, Sewer	131.92	0.00	134.53	0.00	0.00	133.16	46.56	0.00	39.49	0.00	0.00	35.45	521.11
63000 Electrical Power for	365.33	368.64	366.58	369.01	0.00	770.05	316.99	367.45	364.47	0.00	0.00	885.46	4,173.98
65000 District Administrat	1,155.00	1,155.00	1,155.00	1,155.00	0.00	2,310.00	1,253.16	1,253.17	1,253.17	1,253.17	0.00	0.00	11,942.67
65100 Insurance	0.00	411.42	0.00	0.00	0.00	411.42	0.00	411.42	0.00	0.00	0.00	229.64	1,463.90
TOTAL EXPENSE	2,746.21	2,302.78	3,449.06	2,248.39	6.41	6,596.29	2,453.99	3,776.54	2,074.05	1,267.19	5.00	6,766.98	33,692.89
NET INCOME	-2,746.21	-2,222.78	-3,449.06	-2,248.39	193.59	-6,596.29	-2,373.99	-3,736.54	-2,074.05	-1,267.19	-5.00	-6,766.98	-33,292.89

NET INCOME SUMMARY

	JUL 21	AUG 21	SEP 21	OCT 21	NOV 21	DEC 21	JAN 22	FEB 22	MAR 22	APR 22	MAY 22	JUN 22	TOTAL
Income	0.00	80.00	0.00	0.00	200.00	0.00	80.00	40.00	0.00	0.00	0.00	0.00	400.00
Expense	-2,746.21	-2,302.78	-3,449.06	-2,248.39	-6.41	-6,596.29	-2,453.99	-3,776.54	-2,074.05	-1,267.19	-5.00	-6,766.98	-33,692.89
NET INCOME	-2,746.21	-2,222.78	-3,449.06	-2,248.39	193.59	-6,596.29	-2,373.99	-3,736.54	-2,074.05	-1,267.19	-5.00	-6,766.98	-33,292.89



Budget Comparison

Property: Country View - (81) Blackhorse

Comparison Periods: 07/01/22 - 09/30/22 and 07/01/20 - 09/30/22 (cash basis)

	Actual 07/01/22 - 09/30/22	Budget 07/22 - 09/22	\$ Change	% Change	Actual 07/01/20 - 09/30/22	Budget 07/20 - 09/22	\$ Change	% Change
INCOME								
4050 Other Income	0.00	0.00	0.00		400.00	0.00	400.00	
4401 Association Dues	0.00	0.00	0.00		0.00	56,011.50	-56,011.50	-100.0 %
4406 Keys & Transmitters	120.00	0.00	120.00		240.00	0.00	240.00	
TOTAL INCOME	120.00	0.00	120.00		640.00	56,011.50	-55,371.50	-98.9 %
EXPENSE								
60004 Bank Fees	10.00	0.00	10.00		16.67	0.00	16.67	
61200 City Administration Costs	106.72	0.00	106.72		632.72	945.00	-312.28	-33.0 %
62600 Miscellaneous/Contingency Repairs	0.00	0.00	0.00		2,689.55	927.00	1,762.55	190.1 %
62100 Electronic Gate Maintenance	240.00	0.00	240.00		5,247.96	4,635.00	612.96	13.2 %
64000 Landscape Maintenance	1,638.02	0.00	1,638.02		18,913.56	9,270.00	9,643.56	104.0 %
61900 Telephone	273.88	0.00	273.88		2,395.66	1,314.00	1,081.66	82.3 %
62150 Street Sweep Service	320.32	0.00	320.32		4,061.32	2,008.48	2,052.84	102.2 %
63100 Water, Sewer	146.59	0.00	146.59		712.93	0.00	712.93	
63000 Electrical Power for Gate and Streetlight	679.98	0.00	679.98		7,584.81	8,188.48	-603.67	-7.4 %
65800 County Collection Fees	0.00	0.00	0.00		0.00	20.98	-20.98	-100.0 %
65000 District Administrator	6,265.85	0.00	6,265.85		32,068.52	22,556.98	9,511.54	42.2 %
61500 Assessment Engineering	0.00	0.00	0.00		0.00	3,519.00	-3,519.00	-100.0 %
65100 Insurance	413.35	0.00	413.35		3,430.59	2,626.48	804.11	30.6 %
TOTAL EXPENSE	10,094.71	0.00	10,094.71		77,754.29	56,011.40	21,742.89	38.8 %
NET INCOME	-9,974.71	0.00	-9,974.71		-77,114.29	0.10	-77,114.39	-77,114,390.0 %
NET INCOME SUMMARY								
Income	120.00	0.00	120.00		640.00	56,011.50	-55,371.50	-98.9 %
Expense	-10,094.71	0.00	-10,094.71		-77,754.29	-56,011.40	-21,742.89	38.8 %
Other Income & Expense	0.00	0.00	0.00		0.00	0.00	0.00	
NET INCOME	-9,974.71	0.00	-9,974.71		-77,114.29	0.10	-77,114.39	-77,114,390.0 %

Cash Flow

Property: Country View - (81) Blackhorse

07/01/22 - 09/30/22 (cash basis)

		<u>% Income</u>
OPERATING ACTIVITIES		
INCOME		
4406 Keys & Transmitters	120.00	100.00 %
TOTAL INCOME	120.00	100.00%
EXPENSE		
60004 Bank Fees	-10.00	-8.33 %
61200 City Administration Costs	-106.72	-88.93 %
62100 Electronic Gate Maintenance	-240.00	-200.00 %
64000 Landscape Maintenance	-1,638.02	-1365.02 %
61900 Telephone	-273.88	-228.23 %
62150 Street Sweep Service	-320.32	-266.93 %
63100 Water, Sewer	-146.59	-122.16 %
63000 Electrical Power for Gate and Streetlights	-679.98	-566.65 %
65000 District Administrator	-6,265.85	-5221.54 %
65100 Insurance	-413.35	-344.46 %
TOTAL EXPENSE	-10,094.71	-8412.25%
Net Income	-9,974.71	-8312.26 %
Adjustments to reconcile Net Income to net cash provided by operations		
2003 Owner Contributions	1,709.54	
Net cash provided by Operating Activities	-8,265.17	
Net cash increase for period	-8,265.17	
Cash at beginning of period	7,877.23	
Cash at end of period	-387.94	

General Ledger

Property: Country View - (81) Blackhorse

Detail 07/01/22 - 09/30/22 (cash basis)

Date	Type	Reference	Description	Debit	Credit	Balance
1542 Blackhorse Estates III PNC 1555 (Bank)						6,339.63
07/31/22	JOURNL	J23453	Corporate Account Analysis Charge June and July		10.00	6,329.63
09/30/22	JOURNL	J24194	balance sheet reconciled between AD 1 and AD 2		6,329.63	0.00
1542 Blackhorse Estates III PNC 1555 Beg Bal:				6,339.63	Activity: -6,339.63	0.00
77619 Blackhorse Estates III-FFB (Bank)						1,537.60
07/01/22	CHECK	ACH	American Express Credit Card: 06/15/22 -CCV HOA // Phone B		104.87	1,432.73
07/15/22	BNKDEP	D140115	Tenant payment bank deposit	40.00		1,472.73
07/15/22	BNKDEP	D140116	Owner Contributions	8,039.17		9,511.90
07/20/22	CHECK	514	Guardian Western Sweeping, INC: Invoice: 374994 // Cambridge		160.16	9,351.74
07/21/22	CHECK	515	City of Clovis: Acct: 463-342238.01 //AD Area 1 , Acct: 463-422		70.14	9,281.60
07/27/22	CHECK	AV27	BrightView Landscape Service Inc.: Invoice: 7956780 // Custom		541.08	8,740.52
07/31/22	CHECK	516	Regency Property Management: Management fees for multiple		3,759.51	4,981.01
08/01/22	CHECK	517	Regency Property Management: Management fees for multiple		1,253.17	3,727.84
08/03/22	CHECK	518	Regency Property Management: Invoice: 35686 // Blackhorse H		22.51	3,705.33
08/03/22	CHECK	AV29	BrightView Landscape Service Inc.: Invoice: 21792158 // Cambi		548.47	3,156.86
08/05/22	CHECK	519	PG&E: Acct: 1199050206-1 // 501 N Minnewawa Ave , Acct: 6f		1.61	3,155.25
08/05/22	CHECK	519	PG&E: Acct: 1199050206-1 // 501 N Minnewawa Ave , Acct: 6f		8.93	3,146.32
08/18/22	CHECK	ACH	State Farm Insurance: Acct # 1036-3217-12 / Blackhorse Estate		413.35	2,732.97
08/24/22	BNKDEP	D142172	ePay Provider Deposit: Blackhorse Estates III-FFB	40.00		2,772.97
08/25/22	CHECK	520	Regency Property Management: Inv: 36796 // 28066 // Black Ho		9.61	2,763.36
08/25/22	CHECK	521	Guardian Western Sweeping, INC: Invoice:375237// Cambridge		160.16	2,603.20
08/25/22	CHECK	AV31	Expert Gate Repair: Invoice: 13045 // Country View HOA		240.00	2,363.20
08/31/22	CHECK	AV32	BrightView Landscape Service Inc.: Invoice: 8045075 // Custom		548.47	1,814.73
09/01/22	CHECK	522	Regency Property Management: Management fees for multiple		1,253.17	561.56
09/07/22	CHECK	523	Regency Property Management: Regency Paid DoorKing Inc In		169.01	392.55
09/20/22	CHECK	524	Regency Property Management: Copies and Postage and Ballo		74.60	317.95
09/20/22	CHECK	525	PG&E: Acct 0042707453-9//Country View // 269 Oak Ave, Acc		17.81	300.14
09/20/22	CHECK	525	PG&E: Acct 0042707453-9//Country View // 269 Oak Ave, Acc		37.64	262.50
09/27/22	CHECK	526	City of Clovis, Finance Department: Invoice: AR00108377 // AD		613.99	-351.49
09/27/22	CHECK	527	City of Clovis: 463-422662.01 // Alluvial , 463-342238.01 // Minn		76.45	-427.94
77619 Blackhorse Estates III-FFB Beg Bal:				1,537.60	Activity: -1,965.54	-427.94
1200 Undeposited Funds (Other Current Asset)						0.00
07/15/22	CSTPAY	3597	Bryan Analla 727 21458	40.00		40.00
07/15/22	BNKDEP	D140115	Tenant payment bank deposit		40.00	0.00
08/19/22	CSTPAY	ePay VISA	Donald & Dorothy 77 21503	40.00		40.00
08/24/22	BNKDEP	D142172	ePay Provider Deposit: Blackhorse Estates III-FFB		40.00	0.00
09/30/22	CSTPAY	ePay MC	Antonius & Veronic 790 21507	40.00		40.00
1200 Undeposited Funds Beg Bal:				0.00	Activity: 40.00	40.00
2003 Owner Contributions (Other Current Liability)						89,880.71
07/15/22	BNKDEP	D140116	Blackhorse Estates III-FFB		8,039.17	97,919.88
09/30/22	JOURNL	J24194	balance sheet reconciled between AD 1 and AD 2	6,329.63		91,590.25
2003 Owner Contributions Beg Bal:				89,880.71	Activity: 1,709.54	91,590.25
4406 Keys & Transmitters (Income)						0.00
07/15/22	CHPAID	3597	Bryan Analla 727 Alloc to 'Remote' Ch date: 7/15/		40.00	40.00
08/19/22	CHPAID	ePay VISA	Donald & Dorothy 77 Alloc to 'Remote' Ch date: 8/19/		40.00	80.00
09/30/22	CHPAID	ePay MC	Antonius & Veronic 790 Alloc to 'Remote' Ch date: 9/30/		40.00	120.00
4406 Keys & Transmitters Beg Bal:				0.00	Activity: 120.00	120.00
61200 Office Expense (Expense)						0.00
08/03/22	CHKITM	518	Regency Property Management: Invoice: 35686 // Blackhorse H	22.51		22.51

Date	Type	Reference	Description	Debit	Credit	Balance
08/25/22	CHKITM	520	Regency Property Management: Inv: 36796 // 28066 // Black Ho	9.61		32.12
09/20/22	CHKITM	524	Regency Property Management: Copies and Postage and Ballo	74.60		106.72
61200 Office Expense			Beg Bal: 0.00 Activity: 106.72	106.72	0.00	106.72
60004 Bank Fees (Expense)						0.00
07/31/22	JOURNL	J23453	Corporate Account Analysis Charge June and July	10.00		10.00
60004 Bank Fees			Beg Bal: 0.00 Activity: 10.00	10.00	0.00	10.00
61900 Telephone Gate (Expense)						0.00
07/01/22	CHKITM	ACH	American Express Credit Card: 06/15/22 -CCV HOA // Phone B	104.87		104.87
09/07/22	CHKITM	523	Regency Property Management: Regency Paid DoorKing Inc In	169.01		273.88
61900 Telephone Gate			Beg Bal: 0.00 Activity: 273.88	273.88	0.00	273.88
62100 Gate Repair/Maintenance (Expense)						0.00
08/25/22	CHKITM	AV31	Expert Gate Repair: Invoice: 13045 // Country View HOA	240.00		240.00
62100 Gate Repair/Maintenance			Beg Bal: 0.00 Activity: 240.00	240.00	0.00	240.00
62150 Street Sweep Service (Expense)						0.00
07/20/22	CHKITM	514	Guardian Western Sweeping, INC: Invoice: 374994 // Cambridg	160.16		160.16
08/25/22	CHKITM	521	Guardian Western Sweeping, INC: Invoice:375237// Cambridge	160.16		320.32
62150 Street Sweep Service			Beg Bal: 0.00 Activity: 320.32	320.32	0.00	320.32
64000 Landscape Service (Expense)						0.00
07/27/22	CHKITM	AV27	BrightView Landscape Service Inc.: Invoice: 7956780 // Custom	541.08		541.08
08/03/22	CHKITM	AV29	BrightView Landscape Service Inc.: Invoice: 21792158 // Cambi	548.47		1,089.55
08/31/22	CHKITM	AV32	BrightView Landscape Service Inc.: Invoice: 8045075 // Custom	548.47		1,638.02
64000 Landscape Service			Beg Bal: 0.00 Activity: 1,638.02	1,638.02	0.00	1,638.02
63000 Gas & Electric (Expense)						0.00
08/05/22	CHKITM	519	PG&E: Acct: 0042707453-9 // 269 Oak Ave	1.61		1.61
08/05/22	CHKITM	519	PG&E: Acct: 6542845756-1 // 149 Oak Ave	8.93		10.54
09/20/22	CHKITM	525	PG&E: Acct 0042707453-9//Country View // 269 Oak Ave	17.81		28.35
09/20/22	CHKITM	525	PG&E: Acct 6542845756-1//Country View // 149 Oak Ave	37.64		65.99
09/27/22	CHKITM	526	City of Clovis, Finance Department: Invoice: A20782679 // Acct:	613.99		679.98
63000 Gas & Electric			Beg Bal: 0.00 Activity: 679.98	679.98	0.00	679.98
63100 Water, Sewer (Expense)						0.00
07/21/22	CHKITM	515	City of Clovis: Acct: 081-014796.01 // 596 W Stuart Ave	70.14		70.14
09/27/22	CHKITM	527	City of Clovis: 463-422662.01 // Alluvial	76.45		146.59
63100 Water, Sewer			Beg Bal: 0.00 Activity: 146.59	146.59	0.00	146.59
65000 Management Fees (Expense)						0.00
07/31/22	CHKITM	516	Regency Property Management: Management fees for multiple	3,759.51		3,759.51
08/01/22	CHKITM	517	Regency Property Management: Management fees for multiple	1,253.17		5,012.68
09/01/22	CHKITM	522	Regency Property Management: Management fees for multiple	1,253.17		6,265.85
65000 Management Fees			Beg Bal: 0.00 Activity: 6,265.85	6,265.85	0.00	6,265.85
65100 Property/Liability Insurance (Expense)						0.00
08/18/22	CHKITM	ACH	State Farm Insurance: Acct # 1036-3217-12 / Blackhorse Estate	413.35		413.35
65100 Property/Liability Insurance			Beg Bal: 0.00 Activity: 413.35	413.35	0.00	413.35
Totals:				24,663.51	24,663.51	

Aged Payables

Property: Country View - (81) Blackhorse
 Bill Dates as of Friday September 30, 2022

Chart Name	Account #	61+ (P)	60-31 (P)	30-1 (P)	0-30	31-60	61+	Total
PG&E								
63000 Gas & Electric					40.29			40.29
63000 Gas & Electric					20.20			20.20
		0.00	0.00	0.00	60.49	0.00	0.00	60.49
		0.00	0.00	0.00	60.49	0.00	0.00	60.49

Chart Account Summary

Chart Account	Amount
63000 Gas & Electric	60.49
	60.49

Payable Summary by Property

Property	Amount
Country View - (81) Blackhorse	60.49
	60.49

Check / Deposit Listing

Property: Country View - (81) Blackhorse
 Blackhorse Estates III PNC 1555, Blackhorse Estates III-FFB
 All Transactions
 Date Range: 07/01/22 - 09/30/22

Date	Reference	Information	Check Comment	Cleared	Deposit	Payment
Blackhorse Estates III-FFB						
7/1/22	ACH	American Express Credit Card	06/15/22 -CCV HOA // Phone Bill Auto Pa Y			104.87
7/15/22	D140115			Y	40.00	
7/15/22	D140116			Y	8,039.17	
7/20/22	514	Guardian Western Sweeping, INC	Invoice: 374994 // Cambridge Country Vie Y			160.16
7/21/22	515	City of Clovis	Acct: 463-342238.01 //AD Area 1 , Acct: 4 Y			70.14
7/27/22	AV27	BrightView Landscape Service Inc.	Invoice: 7956780 // Customer # 2172158 / Y			541.08
7/31/22	516	Regency Property Management	Management fees for multiple properties. Y			3,759.51
8/1/22	517	Regency Property Management	Management fees for multiple properties. Y			1,253.17
8/3/22	518	Regency Property Management	Invoice: 35686 // Blackhorse HOA Y			22.51
8/3/22	AV29	BrightView Landscape Service Inc.	Invoice: 21792158 // Cambridge Country V Y			548.47
8/5/22	519	PG&E	Acct: 1199050206-1 // 501 N Minnewawa Y			10.54
8/18/22	ACH	State Farm Insurance	Acct # 1036-3217-12 / Blackhorse Estates Y			413.35
8/24/22	D142172	ePay Provider Deposit: Blackhorse Estates		Y	40.00	
8/25/22	520	Regency Property Management	Inv: 36796 // 28066 // Black Horse Y			9.61
8/25/22	521	Guardian Western Sweeping, INC	Invoice:375237// Cambridge Country View Y			160.16
8/25/22	AV31	Expert Gate Repair	Invoice: 13045 // Country View HOA Y			240.00
8/31/22	AV32	BrightView Landscape Service Inc.	Invoice: 8045075 // Customer # 21792158 Y			548.47
9/1/22	522	Regency Property Management	Management fees for multiple properties. Y			1,253.17
9/7/22	523	Regency Property Management	Regency Paid DoorKing Inc Invoice 18699 Y			169.01
9/20/22	524	Regency Property Management	Copies and Postage and Ballot Env. Invoic Y			74.60
9/20/22	525	PG&E	Acct 0042707453-9//Country View // 269 Y			55.45
9/27/22	526	City of Clovis, Finance Department	Invoice: AR00108377 // AD Area 1 & 2 N			613.99
9/27/22	527	City of Clovis	463-422662.01 // Alluvial , 463-342238.01 N			76.45

Totals of Deposits/Payments for Bank 8,119.17 10,084.71

Blackhorse Estates III PNC 1555						
7/31/22	J23453			Y		10.00

Totals of Deposits/Payments for Bank 0.00 10.00

Totals:	8,119.17	10,094.71
Counts:	3	21
Balance of listed transactions:		-1,975.54

Check Worksheet

Vendor: American Express Credit Card
Address: PO Box 0001
 Los Angeles, CA 90096-8000
Bank: 77619 Blackhorse Estates III-FFB
Memo: 06/15/22 -CCV HOA // Phone Bill Auto Pay

Check #: ACH
Date: 07/01/2022
Status: Printed
Cleared: No
Amount: 104.87

Bills Applied To

Bill Date	Due Date	Invoice #	Memo	Bill Amount	Amount Paid
06/15/2022	06/15/2022	06/15/22 -CCV HOA	06/15/22 -CCV HOA // Phone Bill Auto Pay	104.87	104.87

Ledger Breakdown

Property	Unit	1099	Expense Account	Memo	Amount
AD Area 2		<input type="checkbox"/>	61900 Telephone Gate	06/15/22 -CCV HOA // Phone Bill Auto Pay	104.87
					104.87



CHECK REQUEST

Property: Cambridge Country View

Owner Name: _____

Amount: \$ 104.87

Payee: AMEX

Description: Phone Bill- Auto Pay

Checked needed by: ASAP

Approved: Allison Najera

Date: 6/9/22

CHARGED JUN 30 2022



REGENCY PROPERTY MANAGEMENT
331 W SHIELDS AVE
FRESNO CA 93705 - 4106

Page 1 of 2
Account Number 559 297-9343 165 5
Billing Date May 19, 2022
Web Site att.com

Bill-At-A-Glance

Previous Bill	146.18
Payment Received 5-11 Thank you!	146.18CR
Adjustments	.00
Balance	.00
Current Charges	104.87
Amount to be Debited	\$104.87
Your Credit Card will be Debited by	Jun 9, 2022

Billing Summary

Online: att.com/myatt	Page	
Plans and Services	1	104.87
1 800 750-2355		
Total Current Charges		104.87

Plans and Services

Monthly Service - May 19 thru Jun 19

1. Bus Local Calling Unlimited A	89.00
Measured Rate Business Service	
Unlimited Local Usage	
Call Forwarding	
Caller ID	
Three-Way Calling	

Company Fees and Surcharges

2. Federal Subscriber Line Charge	7.81
3. State Regulatory Fee	.44
4. Federal Universal Service Fee	2.46
5. Cost Assessment Charge	4.10
Total Company Fees and Surcharges	14.81

Government Fees and Taxes

6. CA High Cost Fund Surcharge - A	.59
7. CA High Cost Fund - B and CA Advanced Svc Fund	.86
8. California Teleconnect Fund Surcharge	.65
9. Universal Lifeline Telephone Service Surcharge	3.99
10. CA Relay Service and Communications Devices Fund	.94
11. State E911 Surcharge	.30
12. Federal	2.73
Total Government Fees and Taxes	10.06

Total Plans and Services 104.87

News You Can Use

PREVENT DISCONNECT

All charges must be paid each month to keep your account current. However, "basic service" and its applicable taxes and surcharges MUST be paid to avoid disconnection. Currently, for this account that amount is \$89.07. Failure to pay non-basic charges may result in other collection activities, including restriction of toll calls.

CARRIER INFORMATION

Our records show that you have selected Cust Undecided on Carrier or a company that resells their services as your primary local toll carrier and that you have chosen not to select a long distance carrier. Please contact us if this does not agree with your records.

News You Can Use Summary

PREVENT DISCONNECT	CARRIER INFORMATION
COST ASSESSMENT CHRG	EMAIL MY INVOICE
DISASTER GUIDELINES	STILL GETTING PAPER?

See "News You Can Use" for additional information

Local Services provided by AT&T California or AT&T Nevada based upon the service address location.

GO GREEN - Enroll in paperless billing.

Your Credit Card will be
Debited by

Jun 9, 2022

Amount to
Be Debited

\$104.87



Billing Date May 19, 2022

Account Number **559 297-9343 165 5**

REGENCY PROPERTY MANAGEMENT
331 W SHIELDS AVE
FRESNO CA 93705 - 4106

AT&T
PO BOX 5025
CAROL STREAM IL 60197-5025

1000 55929793431655 9000000022160 159120000000000000000010487

GUARDIAN WESTERN SWEEPING, INC.

4961 E. LANSING WAY
FRESNO, CA 93727-7408

Invoice

DATE	INVOICE #
6/30/2022	374994

BILL TO
CAIMBRIDGE "COUNTRY VIEW" C/O REGENCY PROPERTY MANAGEMENT 331 W. SHIELDS AVE FRESNO, CA 93705

PROPERTY
CAIMBRIDGE COUNTRY VIEW ALLUVIAL & MINNEWAWA S/E CLOVIS, CA

CHARGED JUL 15 2022

TERMS	DUE DATE	ACCOUNT #
Net 30	7/30/2022	RGS003

DESCRIPTION	PHOTO	AMOUNT
MONTHLY POWER SWEEPING		154.00
FUEL RECOVERY FEE		6.16
PAID JUL 19 2022 CK 514		

STARTING JUNE 2022 A 4% FUEL SURCHARGE WILL BE IMPLEMENTED TO ALL REGULAR SERVICE INVOICE.

Invoice number must be written on remittance to process payment.
All invoices are dated the last day of service month.

THANK YOU FOR YOUR BUSINESS!

Total \$160.16

Phone: 559-291-1890
Fax: 559-291-1892
Website: www.guardianwestern.com

E-MAIL
service@guardianwestern.com

CLOVIS

UTILITY SERVICE BILL

CLOVIS PRIDE
- A WAY OF LIFE

Office Hours: 8:00AM - 4:30PM

CITY OF CLOVIS
CITY HALL • 1033 FIFTH STREET
CLOVIS, CA 93612
(559) 324-2130

SERVICE ADDRESS	ACCOUNT NUMBER	SERVICE PERIOD
ALLUVIAL	463-422662.01	05/01/2022 to 06/30/2022

Effective June 1, 2016.

Emergency drought limits have been lifted. April through October outside watering days are Sundays, Wednesdays and Fridays for even numbered addresses and Tuesdays, Thursdays and Saturdays for odd numbered addresses. November through March outside watering days are Sundays for even numbered addresses and Saturdays for odd numbered addresses. Water rules are posted at City of Clovis website www.cityofclovis.com.

DUE DATE	BALANCE DUE
07/31/2022	\$ 70.14

Payments received more than 10 days past the due date are subject to a late penalty.

CURRENT PERIOD WATER METER READING (000's)				
PRESENT	PREVIOUS	CURRENT USAGE	PRIOR YEAR USAGE	2013 USAGE
5015	4977	38	86	32

METER READING PERIOD	DAYS IN READING PERIOD	CURRENT USAGE	CURRENT DAILY USAGE
04/08/2022 - 06/09/2022	62	38	0.6129

METER READING PERIOD	DAYS IN READING PERIOD	2013 USAGE	2013 DAILY USAGE
04/08/2013 - 06/07/2013	60	32	0.5333
06/07/2013 - 08/12/2013	66	55	0.8333
08/12/2013 - 10/07/2013	56	46	0.8214

Utility payments can now be made online through Paymentus at the City of Clovis website <http://www.cityofclovis.com> or by calling (877) 281-4366.

BILLING SUMMARY

Previous Balance	35.45
New Charges Since Last Billing	
RESIDENTIAL LNDSCP 1	70.14

RECEIVED
JUL 18 2022
BY: _____

PAID JUL 21 2022
CK 515

Adjustments	0.00
Payments	-35.45
TOTAL DUE	\$ 70.14

SEE OTHER SIDE FOR ADDITIONAL INFORMATION

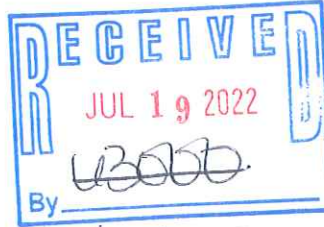
Account balances greater than \$25.00 are not considered current and are subject to late and delinquency fees.

BrightView

Landscape Services

INVOICE

Regency Property Management
Cambridge Country View
331 W. Shields Ave
Fresno, CA 93705



Customer #: 21792158
Invoice #: 7956780
Invoice Date: 7/1/2022
Cust PO #:

AD 2

64000

Job Number	Description	Amount
311800014	CAMBRIDGE COUNTRY VIEW Landscape Maintenance For July	527.88
311800014	CAMBRIDGE COUNTRY VIEW 2.5% Fuel Surcharge For July	13.20
CHARGED JUL 21 2022		
PAID JUL 27 2022 Av 27		
Total invoice amount		541.08
Tax amount		
Balance due		541.08

Terms: Net 15 Days

If you have any questions regarding this invoice, please call 559-453-1670

Please detach stub and remit with your payment

Payment Stub

Customer Account#: 21792158
Invoice #: 7956780
Invoice Date: 7/1/2022

Amount Due: \$541.08

Thank you for allowing us to serve you

Please reference the invoice # on your check
and make payable to:

Regency Property Management
Cambridge Country View
331 W. Shields Ave
Fresno, CA 93705

BrightView Landscape Services, Inc.
P.O. Box 31001-2463
Pasadena, CA 91110-2463

Gina

Check Worksheet

Vendor: Regency Property Management
Address: 331 W. Shields Ave
 Fresno, CA 93705
Bank: 77619 Blackhorse Estates III-FFB
Memo: Management fees for multiple properties.

Check #: 516
Date: 07/31/2022
Status: Printed
Cleared: Yes
Amount: 5,994.51

Ledger Breakdown

Property	Unit	1099	Expense Account	Memo	Amount
AD Area 2		<input type="checkbox"/>	65000 Management Fees		3,759.51
AD Area 1		<input type="checkbox"/>	65000 Management Fees		2,235.00
					5,994.51

3 @ 1253.17

Check Worksheet

Vendor: Regency Property Management
Address: 331 W. Shields Ave
Fresno, CA 93705
Bank: 77619 Blackhorse Estates III-FFB
Memo: Management fees for multiple properties.

Check #: 517
Date: 08/01/2022
Status: Printed
Cleared: Yes
Amount: 1,998.17

Ledger Breakdown

Property	Unit	1099	Expense Account	Memo	Amount
AD Area 2		<input type="checkbox"/>	65000 Management Fees		1,253.17
AD Area 1		<input type="checkbox"/>	65000 Management Fees		745.00
					1,998.17

BrightView³

Landscape Services

INVOICE

#64000

Regency Property Management
Cambridge Country View
331 W. Shields Ave
Fresno . CA 93705

Customer #: 21792158
Invoice #: 7998233
Invoice Date: 8/1/2022
Cust PO #:

Job Number	Description	Amount
311800014	CAMBRIDGE COUNTRY VIEW Landscape Maintenance For August	527.88
311800014	CAMBRIDGE COUNTRY VIEW 3.90% Fuel Surcharge For August	20.59
CHARGED JUL 28 2022		
PA J AUG 03 2022		
AV29		
Total invoice amount		548.47
Tax amount		
Balance due		548.47

Terms: Net 15 Days

If you have any questions regarding this invoice, please call 559-453-1670

Please detach stub and remit with your payment

Payment Stub

Customer Account#: 21792158
Invoice #: 7998233
Invoice Date: 8/1/2022

Amount Due: \$548.47

Thank you for allowing us to serve you

Please reference the invoice # on your check
and make payable to:

Regency Property Management
Cambridge Country View
331 W. Shields Ave
Fresno . CA 93705

BrightView Landscape Services, Inc.
P.O. Box 31001-2463
Pasadena, CA 91110-2463



ENERGY STATEMENT

www.pge.com/MyEnergy

Account No: 6542845756-1
Statement Date: 07/26/2022
Due Date: 08/12/2022

Service For:

ASSESSMENT DISTRICT BA2C/O WESTCO
EQUITIES
149 OAK AVE
CLOVIS, CA 93611

Your Account Summary

Credit Balance on Previous Statement	-\$31.17
Payment(s) Received Since Last Statement	0.00
Outstanding Credit Balance	-\$31.17
Current Electric Charges	\$40.10

Questions about your bill?

Business Specialist available:
Mon-Fri: 7am to 6pm
1-800-468-4743
www.pge.com/MyEnergy

Ways To Pay

www.pge.com/waystopay

Your Enrolled Programs

Peak Day Pricing Plan

Total Amount Due by 08/12/2022

\$8.93

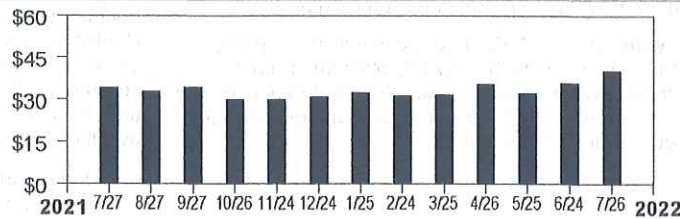
CHARGED AUG 03 2022

RECEIVED
JUL 29 2022
BY: _____

PAID AUG 05 2022
CK519

Electric Monthly Billing History

Daily Usage Comparison



1 Year Ago	Last Period	Current Period
2.66	2.69	2.72
Electric kWh / Day		

Visit www.pge.com/MyEnergy for a detailed bill comparison

Important Messages

Call 811 before you dig. A common cause of pipeline accidents is damage from digging. If you plan on doing any digging, such as planting a tree or installing a fence, please call **811** at least two working days before you dig. One free call will notify underground utilities to mark the location of underground lines, helping you to plan a safe project.

CHECKED AUG 01 2022



ENERGY STATEMENT

www.pge.com/MyEnergy

Account No: 6542845756-1
Statement Date: 07/26/2022
Due Date: 08/12/2022

Details of Electric Charges

06/24/2022 - 07/25/2022 (32 billing days)

Service For: 149 OAK AVE
Service Agreement ID: 6542845637 SECURITY GATE
Rate Schedule: B1 Bus Low Use
Enrolled Programs: Peak Day Pricing Plan

06/24/2022 - 07/25/2022

Customer Charge	32 days @ \$0.32854	\$10.51
Energy Charges		
Peak	18.899200 kWh @ \$0.38827	7.34
Part Peak	14.712000 kWh @ \$0.33904	4.99
Off Peak	53.491200 kWh @ \$0.31824	17.02
PDP Program Details		
Peak Usage Credits	18.899200 kWh @ -\$0.05667	-1.07
Part Peak Usage Credits	14.712000 kWh @ -\$0.01683	-0.25
Event Day Charges	2.543900 kWh @ \$0.60000	1.53
Energy Commission Tax		0.03

\$40.10

Usage For This Period's Event Days (4PM to 9PM)

06/27/2022	0.674500 kWh	07/18/2022	0.641300 kWh
07/11/2022	0.620900 kWh	07/21/2022	0.607200 kWh

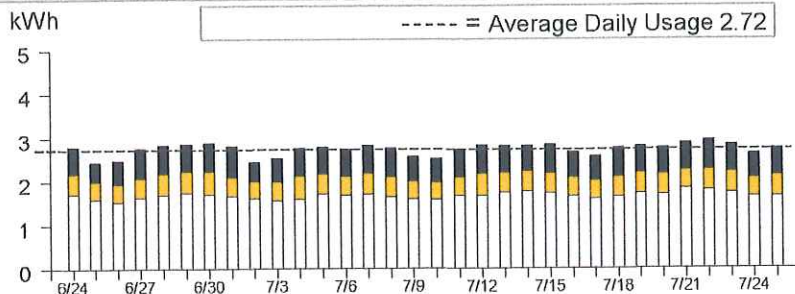
Service Information

Meter #	1004466471
Total Usage	87.102400 kWh
Serial	C
Rotating Outage Block	11F

Additional Messages

From March 1, 2022 to February 28, 2023, the Wildfire Fund Charge is offset by \$0.00109/kWh to reflect excess funds from the Department of Water Resources (DWR) Bond charge. The Wildfire Fund Charge is also offset by an additional \$0.00084/kWh during this same period for excess funds from the DWR Power charge. These charges were included in your electric charges prior to 2021 and were related to bonds issued and energy provided to customers by DWR during the 2000-2001 California energy crisis.

Electric Usage This Period: 87.102400 kWh, 32 billing days



	Usage	Energy Charges
Peak ¹	21.69%	\$7.34
Part Peak ²	16.90%	\$4.99
Off Peak ³	61.41%	\$17.02
Super Off Peak ⁴	0.00%	\$0.00

¹Peak: Year-round, Daily, 4:00pm-9:00pm

²Part Peak: Summer, 6/1-9/30, Daily, 2:00pm-4:00pm and 9:00pm-11:00pm

³Off Peak: Summer, 6/1-9/30, Daily, 11:00pm-2:00pm

Winter, 10/1-2/28, Daily, 9:00pm-4:00pm

Winter, 3/1-5/31, Daily, 9:00pm-9:00am and 2:00pm-4:00pm

⁴Super Off Peak: Winter, Daily, 3/1-5/31, 9:00am-2:00pm



Visit www.pge.com/MyEnergy for a detailed bill comparison.



ENERGY STATEMENT

www.pge.com/MyEnergy

Account No: 0042707453-9
Statement Date: 07/26/2022
Due Date: 08/12/2022

Service For:

CENTRAL PACIFIC BLDRS INC
269 OAK AVE
CLOVIS, CA 93611

Questions about your bill?

Business Specialist available:
Mon-Fri: 7am to 6pm
1-800-468-4743
www.pge.com/MyEnergy

Ways To Pay

www.pge.com/waystopay

Your Enrolled Programs

Peak Day Pricing Plan

Your Account Summary

Credit Balance on Previous Statement	-\$17.32
Payment(s) Received Since Last Statement	0.00
Outstanding Credit Balance	-\$17.32
Current Electric Charges	\$18.93

Total Amount Due by 08/12/2022 \$1.61

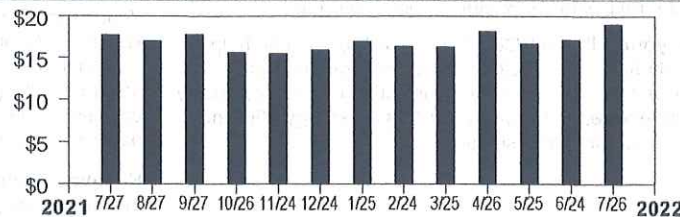
RECEIVED
JUL 29 2022
BY: _____

PAID AUG 03 2022
CK 519

CHARGED AUG 03 2022

Electric Monthly Billing History

Daily Usage Comparison



1 Year Ago	Last Period	Current Period
0.80	0.75	0.77
Electric kWh / Day		

Visit www.pge.com/MyEnergy for a detailed bill comparison

Important Messages

Call 811 before you dig. A common cause of pipeline accidents is damage from digging. If you plan on doing any digging, such as planting a tree or installing a fence, please call **811** at least two working days before you dig. One free call will notify underground utilities to mark the location of underground lines, helping you to plan a safe project.

CHECKED AUG 01 2022



ENERGY STATEMENT

www.pge.com/MyEnergy

Account No: 0042707453-9
Statement Date: 07/26/2022
Due Date: 08/12/2022

Details of Electric Charges

06/24/2022 - 07/25/2022 (32 billing days)

Service For: 269 OAK AVE
Service Agreement ID: 0042707739 T POLE-D&C #7224108
Rate Schedule: B1 Bus Low Use
Enrolled Programs: Peak Day Pricing Plan

06/24/2022 - 07/25/2022

Customer Charge	32 days @ \$0.32854	\$10.51
Energy Charges		
Peak	6.049000 kWh @ \$0.38827	2.35
Part Peak	4.101000 kWh @ \$0.33904	1.39
Off Peak	14.513000 kWh @ \$0.31824	4.62
PDP Program Details		
Peak Usage Credits	6.049000 kWh @ -\$0.05667	-0.34
Part Peak Usage Credits	4.101000 kWh @ -\$0.01683	-0.07
Event Day Charges	0.759000 kWh @ \$0.60000	0.46
Energy Commission Tax		0.01

\$18.93

Usage For This Period's Event Days (4PM to 9PM)

06/27/2022	0.208000 kWh	07/18/2022	0.159000 kWh
07/11/2022	0.199000 kWh	07/21/2022	0.193000 kWh

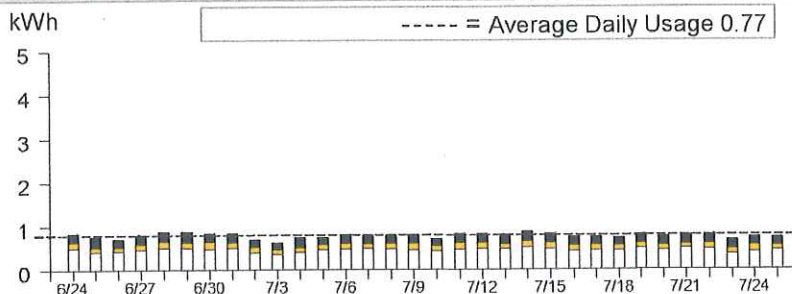
Service Information

Meter #	1008817939
Total Usage	24.663000 kWh
Serial	C
Rotating Outage Block	11F

Additional Messages

From March 1, 2022 to February 28, 2023, the Wildfire Fund Charge is offset by \$0.00109/kWh to reflect excess funds from the Department of Water Resources (DWR) Bond charge. The Wildfire Fund Charge is also offset by an additional \$0.00084/kWh during this same period for excess funds from the DWR Power charge. These charges were included in your electric charges prior to 2021 and were related to bonds issued and energy provided to customers by DWR during the 2000-2001 California energy crisis.

Electric Usage This Period: 24.663000 kWh, 32 billing days



	Usage	Energy Charges
■ Peak ¹	24.52%	\$2.35
■ Part Peak ²	16.64%	\$1.39
■ Off Peak ³	58.84%	\$4.62
■ Super Off Peak ⁴	0.00%	\$0.00

¹Peak: Year-round, Daily, 4:00pm-9:00pm

²Part Peak: Summer, 6/1-9/30, Daily, 2:00pm-4:00pm and 9:00pm-11:00pm

³Off Peak: Summer, 6/1-9/30, Daily, 11:00pm-2:00pm
Winter, 10/1-2/28, Daily, 9:00pm-4:00pm

Winter, 3/1-5/31, Daily, 9:00pm-9:00am and 2:00pm-4:00pm

⁴Super Off Peak: Winter, Daily, 3/1-5/31, 9:00am-2:00pm



Visit www.pge.com/MyEnergy for a detailed bill comparison.



ENERGY STATEMENT

www.pge.com/MyEnergy

Account No: 3035780542-0
Statement Date: 08/01/2022
Due Date: 08/18/2022

Service For:

ASSESSMENT DISTRICT C/O WESTCO
EQUITIES
541 N MINNEAWA AVE
CLOVIS, CA 93611

Questions about your bill?

Business Specialist available:
Mon-Fri: 7am to 6pm
1-800-468-4743
www.pge.com/MyEnergy

Ways To Pay

www.pge.com/waystopay

Your Enrolled Programs


Peak Day Pricing Plan

Your Account Summary

Amount Due on Previous Statement	\$19.73
Payment(s) Received Since Last Statement	-50.04
Outstanding Credit Balance	<u>-\$30.31</u>
Current Electric Charges	\$10.82

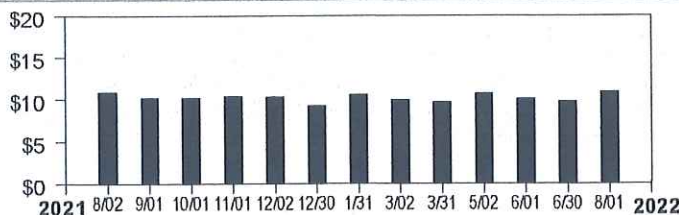
CREDIT BALANCE - NO PAYMENT DUE

-\$19.49



Electric Monthly Billing History

Daily Usage Comparison



1 Year Ago	Last Period	Current Period
0.03	0.01	0.03
Electric kWh / Day		

Visit www.pge.com/MyEnergy for a detailed bill comparison

Important Messages

Call 811 before you dig. A common cause of pipeline accidents is damage from digging. If you plan on doing any digging, such as planting a tree or installing a fence, please call **811** at least two working days before you dig. One free call will notify underground utilities to mark the location of underground lines, helping you to plan a safe project.

No payment is due. Please retain for your records. Thank you.

999030357805420000000010820000000000



Account Number:
3035780542-0

Total Amount Due:
No Payment Due

886630021737 01 AV 0.45 123 3967 3

ASSESSMENT DISTRICT C/O WESTCO EQUITIES
331 W SHIELDS AVE
FRESNO, CA 93705-4106

PG&E
BOX 997300
SACRAMENTO, CA 95899-7300





ENERGY STATEMENT

www.pge.com/MyEnergy

Account No: 3035780542-0
Statement Date: 08/01/2022
Due Date: 08/18/2022

Details of Electric Charges

06/30/2022 - 07/31/2022 (32 billing days)

Service For: 541 N MINNEAWA AVE
Service Agreement ID: 3035780820 LANDSCAPE PEDESTAL
Rate Schedule: B1 Bus Low Use
Enrolled Programs: Peak Day Pricing Plan

06/30/2022 - 07/31/2022

Customer Charge	32 days @ \$0.32854	\$10.51
Energy Charges		
Part Peak	0.210700 kWh @ \$0.33904	0.07
Off Peak	0.738580 kWh @ \$0.31824	0.24

\$10.82


Usage For This Period's Event Days (4PM to 9PM)

07/11/2022	0.000000 kWh	07/21/2022	0.000000 kWh
07/18/2022	0.000000 kWh		

Service Information

Meter #	1005685850
Total Usage	0.949280 kWh
Serial	H
Rotating Outage Block	2A

Electric Usage This Period: 0.949280 kWh, 32 billing days



	Usage	Energy Charges
Peak ¹	0.00%	\$0.00
Part Peak ²	22.20%	\$0.07
Off Peak ³	77.80%	\$0.24
Super Off Peak ⁴	0.00%	\$0.00

¹Peak: Year-round, Daily, 4:00pm-9:00pm

²Part Peak: Summer, 6/1-9/30, Daily, 2:00pm-4:00pm and 9:00pm-11:00pm

³Off Peak: Summer, 6/1-9/30, Daily, 11:00pm-2:00pm

Winter, 10/1-2/28, Daily, 9:00pm-4:00pm

Winter, 3/1-5/31, Daily, 9:00pm-9:00am and 2:00pm-4:00pm

⁴Super Off Peak: Winter, Daily, 3/1-5/31, 9:00am-2:00pm



Visit www.pge.com/MyEnergy for a detailed bill comparison.



ENERGY STATEMENT

www.pge.com/MyEnergy

Account No: 3077447206-9

Statement Date: 08/01/2022

Due Date: 08/18/2022

Service For:

ASSESSMENT DISTRICT C/O WESTCO
EQUITIES
543 N MINNEAWA AVE
CLOVIS, CA 93611

Your Account Summary

Amount Due on Previous Statement	\$81.11
Payment(s) Received Since Last Statement	-203.81
Outstanding Credit Balance	<u>-\$122.70</u>
Current Electric Charges	\$46.26

Questions about your bill?

Business Specialist available:
Mon-Fri: 7am to 6pm
1-800-468-4743
www.pge.com/MyEnergy

**CREDIT BALANCE - NO PAYMENT
DUE**

-\$76.44



Ways To Pay

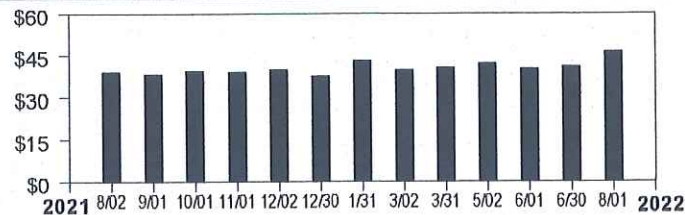
www.pge.com/waystopay

Your Enrolled Programs

Peak Day Pricing Plan

Electric Monthly Billing History

Daily Usage Comparison



1 Year Ago	Last Period	Current Period
3.19	3.29	3.35
Electric kWh / Day		

Visit www.pge.com/MyEnergy for a detailed bill comparison

Important Messages

Call 811 before you dig. A common cause of pipeline accidents is damage from digging. If you plan on doing any digging, such as planting a tree or installing a fence, please call **811** at least two working days before you dig. One free call will notify underground utilities to mark the location of underground lines, helping you to plan a safe project.

No payment is due. Please retain for your records. Thank you.

999030774472069000000462600000000000



Account Number:
3077447206-9

Total Amount Due:
No Payment Due

886630021734 01 AV 0.45 123 3964 3

ASSESSMENT DISTRICT C/O WESTCO EQUITIES
331 W SHIELDS AVE
FRESNO, CA 93705-4106

PG&E
BOX 997300
SACRAMENTO, CA 95899-7300





ENERGY STATEMENT

www.pge.com/MyEnergy

Account No: 3077447206-9
Statement Date: 08/01/2022
Due Date: 08/18/2022

Details of Electric Charges

06/30/2022 - 07/31/2022 (32 billing days)

Service For: 543 N MINNEAWA AVE
Service Agreement ID: 3077447910 GATE PEDESTAL
Rate Schedule: B1 Bus Low Use
Enrolled Programs: Peak Day Pricing Plan

06/30/2022 - 07/31/2022

Customer Charge	32 days @ \$0.32854	\$10.51
Energy Charges		
Peak	20.510000 kWh @ \$0.38827	7.96
Part Peak	19.917000 kWh @ \$0.33904	6.75
Off Peak	66.856000 kWh @ \$0.31824	21.28
PDP Program Details		
Peak Usage Credits	20.510000 kWh @ -\$0.05667	-1.16
Part Peak Usage Credits	19.917000 kWh @ -\$0.01683	-0.34
Event Day Charges	2.051400 kWh @ \$0.60000	1.23
Energy Commission Tax		0.03

\$46.26

Usage For This Period's Event Days (4PM to 9PM)

07/11/2022	0.638800 kWh	07/21/2022	0.689000 kWh
07/18/2022	0.723600 kWh		

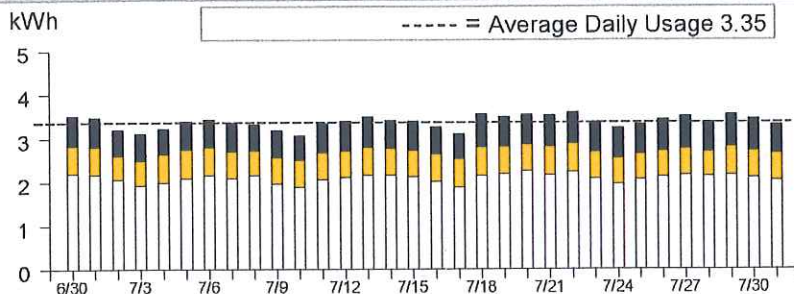
Service Information

Meter #	1005685883
Total Usage	107.283000 kWh
Serial	H
Rotating Outage Block	11F

Additional Messages

From March 1, 2022 to February 28, 2023, the Wildfire Fund Charge is offset by \$0.00109/kWh to reflect excess funds from the Department of Water Resources (DWR) Bond charge. The Wildfire Fund Charge is also offset by an additional \$0.00084/kWh during this same period for excess funds from the DWR Power charge. These charges were included in your electric charges prior to 2021 and were related to bonds issued and energy provided to customers by DWR during the 2000-2001 California energy crisis.

Electric Usage This Period: 107.283000 kWh, 32 billing days



	Usage	Energy Charges
■ Peak ¹	19.11%	\$7.96
■ Part Peak ²	18.58%	\$6.75
■ Off Peak ³	62.31%	\$21.28
■ Super Off Peak ⁴	0.00%	\$0.00

¹Peak: Year-round, Daily, 4:00pm-9:00pm

²Part Peak: Summer, 6/1-9/30, Daily, 2:00pm-4:00pm and 9:00pm-11:00pm

³Off Peak: Summer, 6/1-9/30, Daily, 11:00pm-2:00pm
Winter, 10/1-2/28, Daily, 9:00pm-4:00pm

Winter, 3/1-5/31, Daily, 9:00pm-9:00am and 2:00pm-4:00pm

⁴Super Off Peak: Winter, Daily, 3/1-5/31, 9:00am-2:00pm



Visit www.pge.com/MyEnergy for a detailed bill comparison.

State Farm Payment Plan
PO Box 52265
Phoenix AZ 85072-2265



AT1 001636 0006 1036-3217-12 55-0AED

ASSESSMENT DIST 1995-1
ATTN: REGENCY PROPERTY MGMT
331 W SHIELDS AVE
FRESNO CA 93705-4106

Notice of Payment Due

State Farm Payment Plan: 1036-3217-12
Accountholder Name: ASSESSMENT DIST 1995-1

Total Amount Due: \$642.99
Due By: September 9, 2022



Agent Kevin Lowry
3644 E Ashlan Ave
Fresno CA 93726-2161
Phone: 559-274-9262

Important Information

- This premium notice is the only one you will receive. Please pay by the due date.
- Changes and payments made after August 10, 2022 will be reflected on a subsequent billing notice.
- If you have any questions or would like to discuss other State Farm products, your agent is ready to assist you.

Thanks for letting us serve you!



AD 1 229.64
AD 2 413.35

PAID AUG 18 2022
ACH

SFPP Account 1036-3217-12

Page 1 of 2

Prepared August 10, 2022

↓ Please fold and tear here ↓

Ways to Pay



Online
PC or
mobile devices



Mobile
Use State Farm
mobile app



Mail
Send us
a check



Call
Automated Line: 1-800-440-0998
Your agent: 559-274-9262



Walk In
See your
State Farm Agent

Key code: 4844229630

If you have moved, please contact your agent.



Accountholder: ASSESSMENT DIST 1995-1
SFPP Account Number: 1036-3217-12

Amount Due: \$642.99

Please pay by September 9, 2022

Make payment to State Farm

1200209303

State Farm Insurance Companies
P.O. Box 680001
Dallas, TX 75368-0001



For Office Use Only


SFPP Bill

\$642.99

0930

200227300064299 800103632171211312>

Regency Property
331 W. Shields Ave
Fresno, CA 93705
Office: 559-221-3170
Fax: 559-225-3174



Invoice

Invoice No.	Invoice Date
36796	08/15/22

Property	Unit	Acc #
Regenc		28066

Amount Due	Amount Enclosed
14.95	

TO:

Blackhorse Estates III - Tract 4299A
Sean K. Smith PE QSD | Supervising
Civil Engineer 559-324-2363
City of Clovis | Engineering Division
1033 Fifth Street, Clovis, CA 93612



PLEASE RETURN TOP PORTION WITH YOUR REMITTANCE

Quantity	Description	Rate	Amount
29	Color Copies	0.35	10.15
20	Black and White Copies	0.24	4.80
AD 1 5.34 AD 2 9.61			
CHARGED AUG 23 2022			
PAID AUG 25 2022 CK 520			
Sub Total			14.95
Tax			0.00
TOTAL			14.95

Comments

Thank you for Your Business Month of July!

GUARDIAN WESTERN SWEEPING, INC.

4961 E. LANSING WAY
FRESNO, CA 93727-7408

Invoice

CCV
RECEIVED AUG 17 2022
60250

DATE	INVOICE #
7/31/2022	375237

BILL TO
CAIMBRIDGE "COUNTRY VIEW" C/O REGENCY PROPERTY MANAGEMENT 331 W. SHIELDS AVE FRESNO, CA 93705

PROPERTY
CAIMBRIDGE COUNTRY VIEW ALLUVIAL & MINNEWAWA S/E CLOVIS, CA

TERMS	DUE DATE	ACCOUNT #
Net 30	8/30/2022	RGS003

DESCRIPTION	PHOTO	AMOUNT
MONTHLY POWER SWEEPING		154.00
FUEL RECOVERY FEE		6.16
CHARGED AUG 23 2022		
PAID AUG 25 2022 CK 521		

STARTING JUNE 2022 A 4% FUEL SURCHARGE WILL BE IMPLEMENTED TO ALL REGULAR SERVICE INVOICE.
Invoice number must be written on remittance to process payment.
All invoices are dated the last day of service month.

Total \$160.16

THANK YOU FOR YOUR BUSINESS!

Phone: 559-291-1890
Fax: 559-291-1892
Website: www.guardianwestern.com

E-MAIL
service@guardianwestern.com

Allison



PO Box 790
Caddo Mills, TX 75135 US
expertgaterepair@yahoo.com

62100

INVOICE

BILL TO

Country View C/O Regency
Clovis, Ca

INVOICE # 13045**DATE** 08/22/2022**DUE DATE** 09/21/2022**TERMS** Net 30

CHARGED AUG 24 2022

ACTIVITY	QTY	RATE	AMOUNT
Labor Check gate open. Found firelock missing. Repaired box, installed new lock and welded chain to it.	1	240.00	240.00

BALANCE DUE

\$240.00

PAID AUG 25 2022

AV 31



INVOICE

Regency Property Management
Cambridge Country View
331 W. Shields Ave
Fresno . CA 93705

Customer #: 21792158
Invoice #: 8045075
Invoice Date: 9/1/2022
Cust PO #:

Job Number	Description	Amount
311800014	CAMBRIDGE COUNTRY VIEW Landscape Maintenance For September	527.88
311800014	CAMBRIDGE COUNTRY VIEW 3.90% Fuel Surcharge For September	20.59
CHARGED AUG 29 2022		
PAID AV32		
Total invoice amount		548.47
Tax amount		
Balance due		548.47

Terms: Net 15 Days

If you have any questions regarding this invoice, please call 559-453-1670

Please detach stub and remit with your payment

Payment Stub

Customer Account#: 21792158
Invoice #: 8045075
Invoice Date: 9/1/2022

Amount Due: \$548.47

Thank you for allowing us to serve you

Please reference the invoice # on your check
and make payable to:

Regency Property Management
Cambridge Country View
331 W. Shields Ave
Fresno . CA 93705

BrightView Landscape Services, Inc.
P.O. Box 31001-2463
Pasadena, CA 91110-2463

WA Funding itf
Blackhorse Estates III
331 W Shields Ave
Fresno, CA 93705

Fresno First Bank
7690 N Palm Ave #101
Fresno, CA 93711

522

09/01/2022

1,998.17**

REGENCY PROPERTY

ONE THOUSAND NINE HUNDRED NINETY EIGHT DOLLARS AND 17/100 *****

REGENCY PROPERTY
331 W. Shields Ave
Fresno, CA 93705

Brad Hendee

Management fees for multiple properties.

⑈522⑈ ⑆121144146⑆ 100077619⑈

WA Funding itf
Blackhorse Estates III
Tract 4299A
09/01/2022 Regency Property

Management fees for multiple properties.

522

\$ 1,998.17

Prop	Unit	Account	Comment	Amount
AD Area 2		65000 Management Fees		1,253.17
AD Area 1		65000 Management Fees		745.00

WA Funding itf
Blackhorse Estates III
Tract 4299A
09/01/2022 Regency Property

Management fees for multiple properties.

522

\$ 1,998.17

Prop	Unit	Account	Comment	Amount
AD Area 2		65000 Management Fees		1,253.17
AD Area 1		65000 Management Fees		745.00

Regency Property
 331 W. Shields Ave
 Fresno, CA 93705
 Office: 559-221-3170
 Fax: 559-225-3174

Invoice

Invoice No.	Invoice Date
35686	07/26/22

Property	Unit	Acc #
Regenc		28066

Amount Due	Amount Enclosed
35.01	

TO:

Blackhorse Estates III - Tract 4299A
 Sean K. Smith PE QSD | Supervising
 Civil Engineer 559-324-2363
 City of Clovis | Engineering Division
 1033 Fifth Street, Clovis, CA 93612



PLEASE RETURN TOP PORTION WITH YOUR REMITTANCE

Quantity	Description	Rate	Amount
114	Black and White Copies	0.24	27.36
1	Postage	7.65	7.65
<p>CHECKED AUG 01 2022</p> <p>CHECKED AUG 02 2022</p> <p>AD 1 12.50</p> <p>AD 2 22.50</p> <p>Blackhorse</p> <p>RECEIVED JUL 26 2022 By <u>101200</u></p> <p>PAID AUG 03 2022</p> <p>CR 5/8</p>			
Sub Total			35.01
Tax			0.00
TOTAL			35.01

Comments
Thank you for Your Business Month of June!

DKS Cellular Subscription

DoorKing Inc.
IMServer Payments
120 S. Glasgow Avenue
Inglewood, CA 90301
(800) 826-7493

INVOICE #1869972

INVOICE DATE September 1, 2022

SUBSCRIBER

Gina Dobson
Regency Property
331 W. Shield Ave
Fresno, CA 93705

INVOICE

User ID: **RegencyProperty**
Period Starts: September 1, 2022
Period Ends: August 31, 2023

Cell Systems

9/1/2022 8/31/2023 County View	559 297 9343 5757 95	\$	131.45
9/1/2022 8/31/2023 Rennisance	559 297 9317 8060 48	\$	131.45
		Total	\$ 262.90

AD 1 3 2
93.89 169.01
61900

PAID SEP 07 2022

CK 523

Regency Property

331 W. Shields Ave
Fresno, CA 93705
Office: 559-221-3170
Fax: 559-225-3174

Invoice

Invoice No.	Invoice Date
37822	09/08/22

TO:

Blackhorse Estates III - Tract 4299A
Sean K. Smith PE QSD | Supervising
Civil Engineer 559-324-2363
City of Clovis | Engineering Division
1033 Fifth Street, Clovis, CA 93612



CCVd
Penn.

Property	Unit	Acc #
Regenc		28066



Amount Due	Amount Enclosed
116.04	

W

PLEASE RETURN TOP PORTION WITH YOUR REMITTANCE

Quantity	Description	Rate	Amount
41	Black and White Copies	0.24	9.84
1	Postage	97.00	97.00
1	Supply materials needed-Ballot Envelopes (82004)	9.20	9.20
<p>AD 1 41.44 AD 2 74.60</p>		PAID SEP 20 2022 CK 524	
		Sub Total	116.04
		Tax	0.00
		TOTAL	116.04

Comments

Thank you for your business for the month of August!



ENERGY STATEMENT

www.pge.com/MyEnergy

Account No: 6542845756-1
Statement Date: 08/25/2022
Due Date: 09/12/2022

Service For:

ASSESSMENT DISTRICT BA2C/O WESTCO
EQUITIES
149 OAK AVE
CLOVIS, CA 93611

Your Account Summary

Amount Due on Previous Statement	\$8.93
Payment(s) Received Since Last Statement	-8.93
Previous Unpaid Balance	\$0.00
Current Electric Charges	\$37.64

Questions about your bill?

Business Specialist available:
Mon-Fri: 7am to 6pm
1-800-468-4743
www.pge.com/MyEnergy

Ways To Pay

www.pge.com/waystopay

Your Enrolled Programs

Peak Day Pricing Plan

Total Amount Due by 09/12/2022

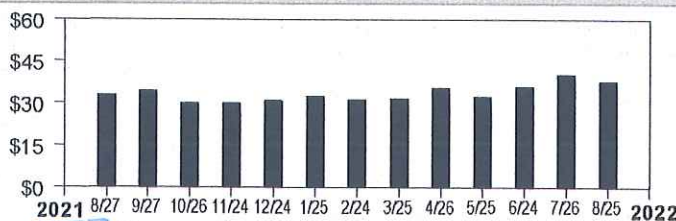
\$37.64

PAID SEP 20 2022

CK525

Electric Monthly Billing History

Daily Usage Comparison



1 Year Ago	Last Period	Current Period
2.67	2.72	2.77
Electric kWh / Day		

Visit www.pge.com/MyEnergy for a detailed bill comparison

RECEIVED
AUG 29 2022
BY: CW

CHECKED SEP 01 2022



ENERGY STATEMENT

www.pge.com/MyEnergy

Account No: 6542845756-1
Statement Date: 08/25/2022
Due Date: 09/12/2022

Details of Electric Charges

07/26/2022 - 08/24/2022 (30 billing days)

Service For: 149 OAK AVE
Service Agreement ID: 6542845637 SECURITY GATE
Rate Schedule: B1 Bus Low Use
Enrolled Programs: Peak Day Pricing Plan

07/26/2022 - 08/24/2022

Customer Charge	30 days @ \$0.32854	\$9.86
Energy Charges		
Peak	18.763200 kWh @ \$0.38827	7.29
Part Peak	13.893900 kWh @ \$0.33904	4.71
Off Peak	50.371100 kWh @ \$0.31824	16.03
PDP Program Details		
Peak Usage Credits	18.763200 kWh @ -\$0.05667	-1.06
Part Peak Usage Credits	13.893900 kWh @ -\$0.01683	-0.23
Event Day Charges	1.692700 kWh @ \$0.60000	1.02
Energy Commission Tax		0.02

\$37.64

Usage For This Period's Event Days (4PM to 9PM)

08/16/2022	0.655400 kWh	08/19/2022	0.425700 kWh
08/17/2022	0.611600 kWh		

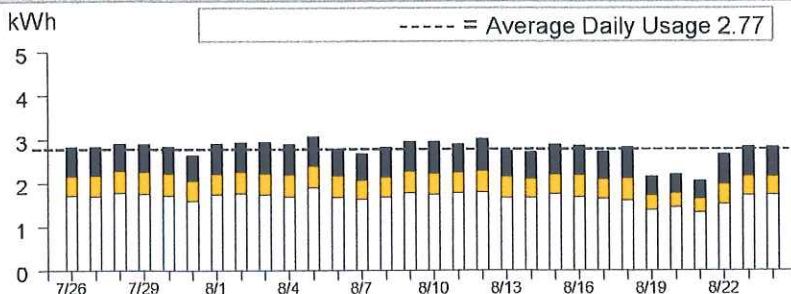
Service Information

Meter #	1004466471
Total Usage	83.028200 kWh
Serial	C
Rotating Outage Block	11F

Additional Messages

From March 1, 2022 to February 28, 2023, the Wildfire Fund Charge is offset by \$0.00109/kWh to reflect excess funds from the Department of Water Resources (DWR) Bond charge. The Wildfire Fund Charge is also offset by an additional \$0.00084/kWh during this same period for excess funds from the DWR Power charge. These charges were included in your electric charges prior to 2021 and were related to bonds issued and energy provided to customers by DWR during the 2000-2001 California energy crisis.

Electric Usage This Period: 83.028200 kWh, 30 billing days



	Usage	Energy Charges
 Peak ¹	22.59%	\$7.29
 Part Peak ²	16.75%	\$4.71
 Off Peak ³	60.66%	\$16.03
 Super Off Peak ⁴	0.00%	\$0.00

¹Peak: Year-round, Daily, 4:00pm-9:00pm

²Part Peak: Summer, 6/1-9/30, Daily, 2:00pm-4:00pm and 9:00pm-11:00pm

³Off Peak: Summer, 6/1-9/30, Daily, 11:00pm-2:00pm
Winter, 10/1-2/28, Daily, 9:00pm-4:00pm

Winter, 3/1-5/31, Daily, 9:00pm-9:00am and 2:00pm-4:00pm

⁴Super Off Peak: Winter, Daily, 3/1-5/31, 9:00am-2:00pm



Visit www.pge.com/MyEnergy for a detailed bill comparison.



ENERGY STATEMENT

www.pge.com/MyEnergy

Account No: 0042707453-9
Statement Date: 08/25/2022
Due Date: 09/12/2022

Service For:

CENTRAL PACIFIC BLDRS INC
269 OAK AVE
CLOVIS, CA 93611

Questions about your bill?

Business Specialist available:
Mon-Fri: 7am to 6pm
1-800-468-4743
www.pge.com/MyEnergy

Ways To Pay

www.pge.com/waystopay

Your Enrolled Programs

Peak Day Pricing Plan

Your Account Summary

Amount Due on Previous Statement	\$1.61
Payment(s) Received Since Last Statement	-1.61
Previous Unpaid Balance	\$0.00
Current Electric Charges	\$17.81

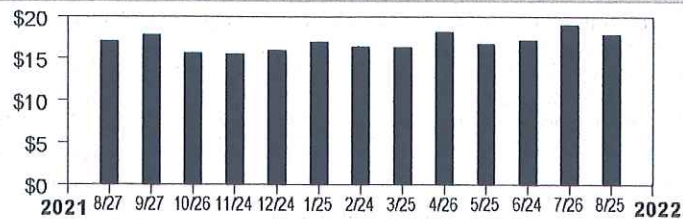
Total Amount Due by 09/12/2022 *CCW* **\$17.81**

RECEIVED
AUG 29 2022
BY: *W3CW*

CHECKED SEP 01 2022

Electric Monthly Billing History

Daily Usage Comparison



Visit www.pge.com/MyEnergy for a detailed bill comparison

1 Year Ago Period	Last Period	Current Period
0.82	0.77	0.78
Electric kWh / Day		

PAID SEP 20 2022
ck 525



ENERGY STATEMENT

www.pge.com/MyEnergy

Account No: 0042707453-9
Statement Date: 08/25/2022
Due Date: 09/12/2022

Details of Electric Charges

07/26/2022 - 08/24/2022 (30 billing days)

Service For: 269 OAK AVE
Service Agreement ID: 0042707739 T POLE-D&C #7224108
Rate Schedule: B1 Bus Low Use
Enrolled Programs: Peak Day Pricing Plan

07/26/2022 - 08/24/2022

Customer Charge	30 days @ \$0.32854	\$9.86
Energy Charges		
Peak	5.739000 kWh @ \$0.38827	2.23
Part Peak	3.823000 kWh @ \$0.33904	1.30
Off Peak	13.975000 kWh @ \$0.31824	4.45
PDP Program Details		
Peak Usage Credits	5.739000 kWh @ -\$0.05667	-0.33
Part Peak Usage Credits	3.823000 kWh @ -\$0.01683	-0.06
Event Day Charges	0.575000 kWh @ \$0.60000	0.35
Energy Commission Tax		0.01

\$17.81

Usage For This Period's Event Days (4PM to 9PM)

08/16/2022	0.194000 kWh	08/19/2022	0.201000 kWh
08/17/2022	0.180000 kWh		

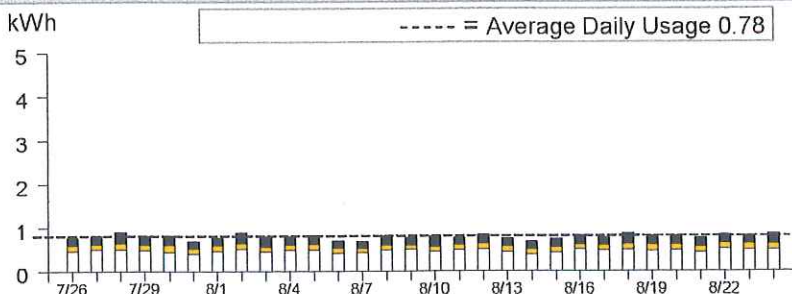
Service Information

Meter #	1008817939
Total Usage	23.537000 kWh
Serial	C
Rotating Outage Block	11F

Additional Messages

From March 1, 2022 to February 28, 2023, the Wildfire Fund Charge is offset by \$0.00109/kWh to reflect excess funds from the Department of Water Resources (DWR) Bond charge. The Wildfire Fund Charge is also offset by an additional \$0.00084/kWh during this same period for excess funds from the DWR Power charge. These charges were included in your electric charges prior to 2021 and were related to bonds issued and energy provided to customers by DWR during the 2000-2001 California energy crisis.

Electric Usage This Period: 23.537000 kWh, 30 billing days



	Usage	Energy Charges
■ Peak ¹	24.38%	\$2.23
■ Part Peak ²	16.25%	\$1.30
■ Off Peak ³	59.37%	\$4.45
■ Super Off Peak ⁴	0.00%	\$0.00

¹Peak: Year-round, Daily, 4:00pm-9:00pm

²Part Peak: Summer, 6/1-9/30, Daily, 2:00pm-4:00pm and 9:00pm-11:00pm

³Off Peak: Summer, 6/1-9/30, Daily, 11:00pm-2:00pm
Winter, 10/1-2/28, Daily, 9:00pm-4:00pm

Winter, 3/1-5/31, Daily, 9:00pm-9:00am and 2:00pm-4:00pm

⁴Super Off Peak: Winter, Daily, 3/1-5/31, 9:00am-2:00pm



Visit www.pge.com/MyEnergy for a detailed bill comparison.



CITY of CLOVIS

INVOICE / STATEMENT



AR00108377
REGENCY PROPERTY MANAGEMENT
331 W SHIELDS
FRESNO, CA 93705

STATEMENT DATE: 09/06/2022
DUE DATE: 09/30/2022

Invoice Date	Description	Invoice	Amount Due	Payment / Adjustments	Total Amount
	Beginning Balance prior to 09/01/2022				1,972.36
09/02/2022	09/2022 STREET LIGHT BILLING	A21933770	493.09	0.00	2,465.45
09/02/2022	768 SPRUCE FIRE INSP	A21938772	231.00	0.00	2,696.45
09/02/2022	728 SPRUCE FIRE INSP	A21938808	231.00	0.00	2,927.45
	Ending Balance as of 09/06/2022		955.09	0.00	2,927.45
Total Due:					\$2,927.45

CHARGED SEP 21 2022

CHECKED SEP 18 2022

PAID SEP 27 2022
CK 526

AD 1 341.10
AD 2 613.99

CITY OF CLOVIS

PLEASE PAY FROM THIS INVOICE/STATEMENT. IF YOU HAVE
QUESTIONS, PLEASE CALL (559) 324-2112, MON-FRI, 8:00 A.M. - 4:30 P.M.

MAKE YOUR CHECK PAYABLE TO: **CITY OF CLOVIS**

MAIL PAYMENT TO: **CITY OF CLOVIS, 1033 FIFTH STREET, CLOVIS, CA 93612**

AR00108377
REGENCY PROPERTY MANAGEMENT
331 W SHIELDS
FRESNO, CA 93705

STATEMENT DATE: 09/06/2022
DUE DATE: 09/30/2022
AMOUNT DUE: \$2,927.45

City of Clovis
SERVICE BILLING REQUEST

DATE: 8/15/2022

BILL TO:

Regency Properties
331 W Shields
Fresno, CA 93705

A/R ID: 108377

Transaction Description: 768 Spruce - 07/22/2022

REASON
FOR
BILLING:

State Mandated Fire & Life Safety Annual Inspection - First Visit completed on 7/22/2022
Inspected by : Garrett Rogers, Fire Inspector
Inspection Report Mailed Previously

Itemized Charges	Account#	Amount
R-2 OCCUPANCY - 3 Units	62000-46326	\$ 231.00
TOTAL DUE	62000-46326	\$ 231.00

PAID SEP 27 2022

ISSUED BY:

DEPT:

Please send the attached letter or form along with the invoice... ☐ Yes ☒ No

Finance Department Use

Account Distribution:

Invoice# Issued:

City of Clovis
SERVICE BILLING REQUEST

DATE: 8/15/2022

BILL TO:

Regency Properties
331 W Shields
Fresno, CA 93705

A/R ID: 108377

Transaction Description: 728 Spruce - 07/22/2022

REASON
FOR
BILLING:

State Mandated Fire & Life Safety Annual Inspection - First Visit completed on 7/22/2022
Inspected by : Garrett Rogers, Fire Inspector
Inspection Report Mailed Previously

Itemized Charges	Account#	Amount
R-2 OCCUPANCY - 3 Units	62000-46326	\$ 231.00
TOTAL DUE	62000-46326	\$ 231.00

ISSUED BY:

DEPT:

Please send the attached letter or form along with the invoice... ☐ Yes ☒ No

Finance Department Use

Account Distribution:

Invoice# Issued:

CLOVIS

UTILITY SERVICE BILL

CLOVIS PRIDE
- A WAY OF LIFE

Office Hours: 8:00AM - 4:30PM

CITY OF CLOVIS
CITY HALL • 1033 FIFTH STREET
CLOVIS, CA 93612
(559) 324-2130

SERVICE ADDRESS	ACCOUNT NUMBER	SERVICE PERIOD
ALLUVIAL	463-422662.01	07/01/2022 to 08/31/2022

Effective June 1, 2016.

Emergency drought limits have been lifted. April through October outside watering days are Sundays, Wednesdays and Fridays for even numbered addresses and Tuesdays, Thursdays and Saturdays for odd numbered addresses. November through March outside watering days are Sundays for even numbered addresses and Saturdays for odd numbered addresses. Water rules are posted at City of Clovis website www.cityofclovis.com.

DUE DATE	BALANCE DUE
09/30/2022	\$ 76.45

Payments received more than 10 days past the due date are subject to a late penalty.

CURRENT PERIOD WATER METER READING (000's)				
PRESENT	PREVIOUS	CURRENT USAGE	PRIOR YEAR USAGE	2013 USAGE
5056	5015	41	85	55

METER READING PERIOD	DAYS IN READING PERIOD	CURRENT USAGE	CURRENT DAILY USAGE
06/09/2022 - 08/05/2022	57	41	0.7192

METER READING PERIOD	DAYS IN READING PERIOD	2013 USAGE	2013 DAILY USAGE
06/07/2013 - 08/12/2013	66	55	0.8333
08/12/2013 - 10/07/2013	56	46	0.8214
10/07/2013 - 12/04/2013	58	49	0.8448

Utility payments can now be made online through Paymentus at the City of Clovis website <http://www.cityofclovis.com> or by calling (877) 281-4366.

SEE OTHER SIDE FOR ADDITIONAL INFORMATION BY:

BILLING SUMMARY

Previous Balance	70.14
New Charges Since Last Billing	
RESIDENTIAL LNDSCP 1	76.45

CHECKED SEP 20 2022

PAID SEP 27 2022

CK 527

Adjustments	0.00
Payments	-70.14
TOTAL DUE	\$ 76.45

Account balances greater than \$25.00 are not considered current and are subject to late and delinquency fees.



Blackhorse Estates HOA

July - September 2022

FINAL PAGE