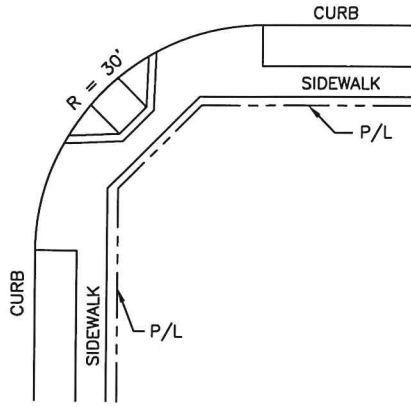
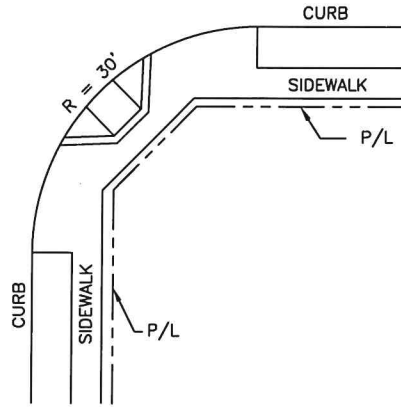


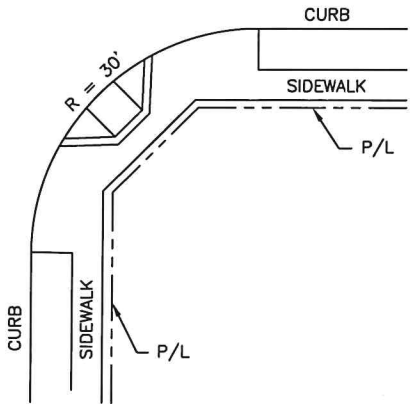
ARTERIAL/ARTERIAL



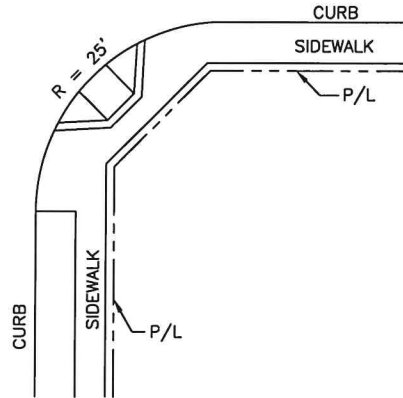
COLLECTOR/COLLECTOR



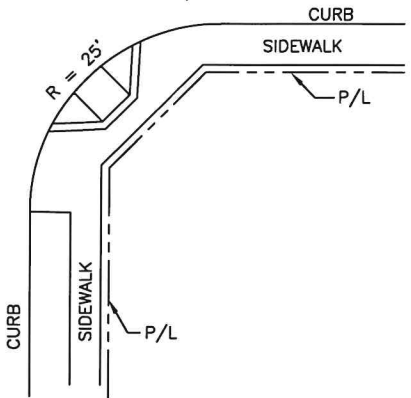
ARTERIAL/COLLECTOR



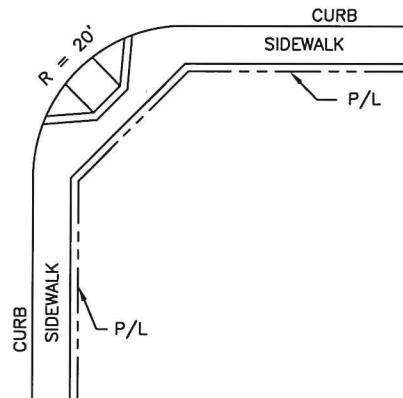
COLLECTOR/LOCAL



ARTERIAL/LOCAL



LOCAL/LOCAL



NOTES:

1. RADII MAY VARY TO MEET LOCAL GEOMETRIC CONDITIONS.
2. CURB RAMPS ARE SCHEMATIC ONLY. EACH CORNER SHALL BE DESIGNED TO MEET ADA STANDARDS. SEE ST-11 FOR CURB RAMPS.



CITY OF CLOVIS

DWG NO.

ST-31

STANDARD CORNER RADII CONFIGURATION

N.A.

APPROVED BY:

CITY ENGINEER

DATE: 4/5/21

NO.

REVISED

BY

APPROVALS

SCALE: NTS

06-18-09

BGJ

CM

06-11-15

CGV

DRU

08-13-20

CGV

PUD

DRAWN BY: JA

SHEET 1 OF 1