Agenda For Tonight

5:30 - 5:40- City Manager Luke Serpa Welcome Comments
5:40 - 6:00- Mayor Drew Bessinger Comments

6:00 - Half will go on tour of city, remainder will stay behind

6:00-6:15 - City of Clovis History and Government 101
6:15-6:30 - Jay Schengel – City Finances
6:30-6:50 - John Binaski – Fire Department
6:50-7:45 – Jorge Gomez – Slides and Tour of Police
7:45-8:00 – Tour of Fire Department
8:00 – Tour Bus Returns
8:10 – 8:30 Councilmember Ashbeck Comments

Welcome to 2019 Citizens Academy

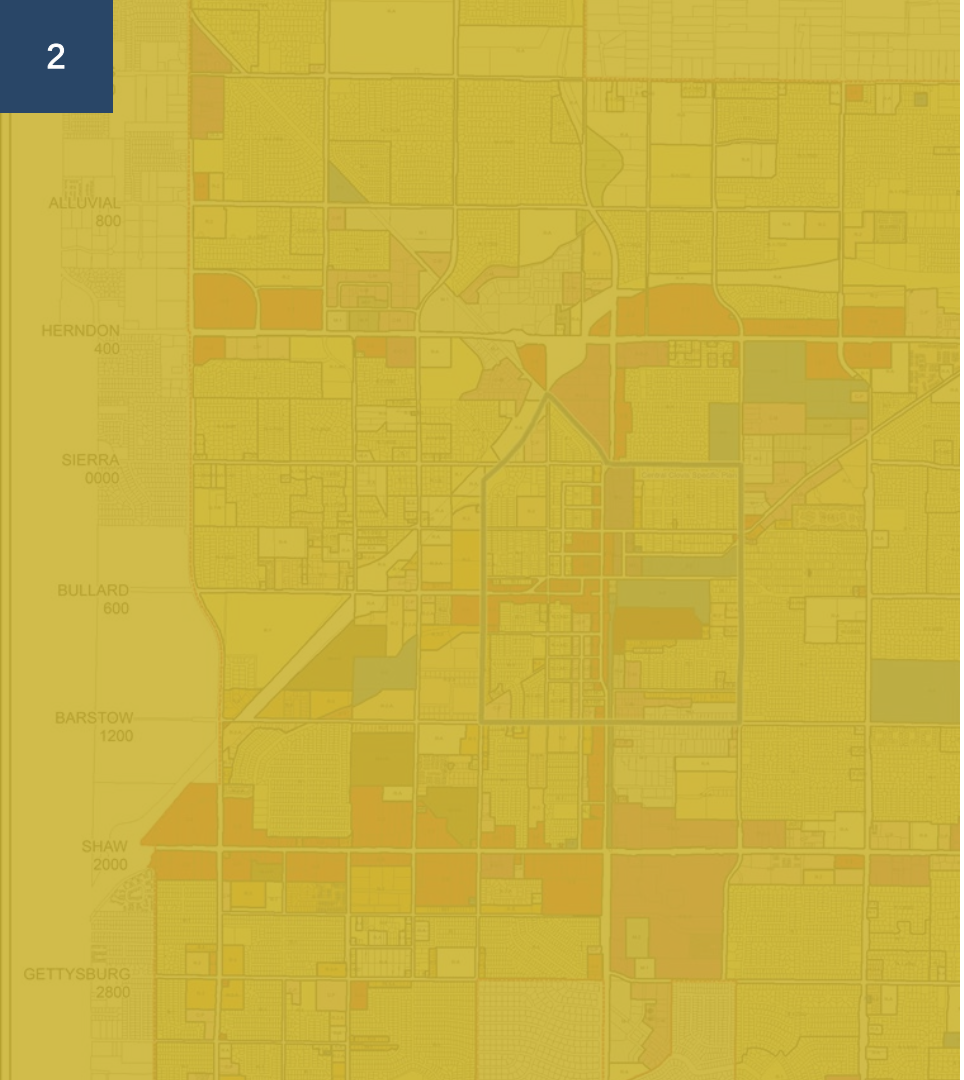

City of Clovis History and Government 101

History - Pre 1900

- Yokut Native Americans
- Explorations by missionaries and trappers
- Gold rush brought many people to California beginning in 1849
- Demand for agriculture and lumber for growing population of California

Clovis Cole

- Born in 1856 in Indiana
- Moved to Clovis area 1870's
- Purchased 480 acres in the area now known as Old Town Clovis
- By 1884 had amassed 40,000 acres of wheatland to become known as the Wheat King
- Sold land to Marcus Pollasky for railroad

Marcus Pollasky

- Born in Detroit in 1861
- Law degree, bank president before relocating to California
- Promoted development of railroad from Fresno County across Sierra
- First 25 miles was completed from Fresno to Friant with station on Cole's land to be named Clovis



Fresno Flume and Lumber Company

- Completed flume from Shaver Lake in 1894
- Flume ended at mill where rodeo grounds currently sits
- Finished lumber and products shipped on new railroad



City of Clovis

- Community grew around agriculture, railroad and lumber mill
- Original survey and subdivision of Old Town area in 1892
- Incorporated as a City in 1912 with a population of about 1,000





City Government

- Five Councilmembers
- Four-year terms
- Elected at-large with elections held every 2 years, alternating with either 2 or 3 positions up for election
- Councilmembers select Mayor for 2 year term

City Government

- Council-Manager form of municipal government
- Council establishes policies, approves budget, adopts regulations and ordinances
- City staff provides recommendations to Council and implements policies and directives from Council

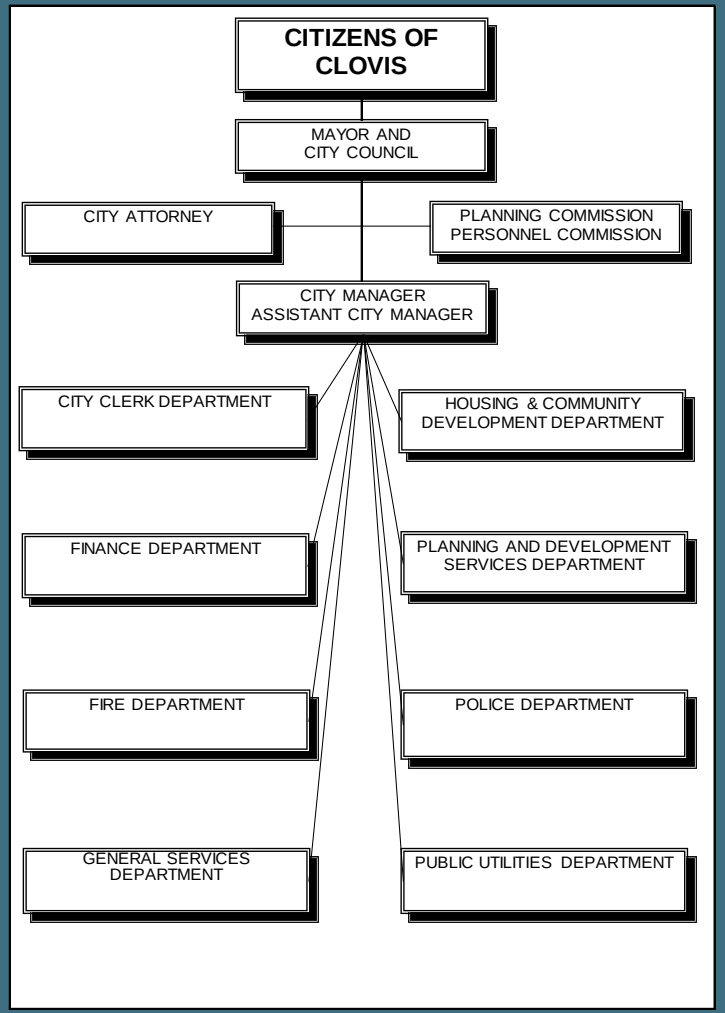

Any Questions?

City of Clovis

Finance Department

Key Functions of Department

2019/20 City Budget $268.7 Million

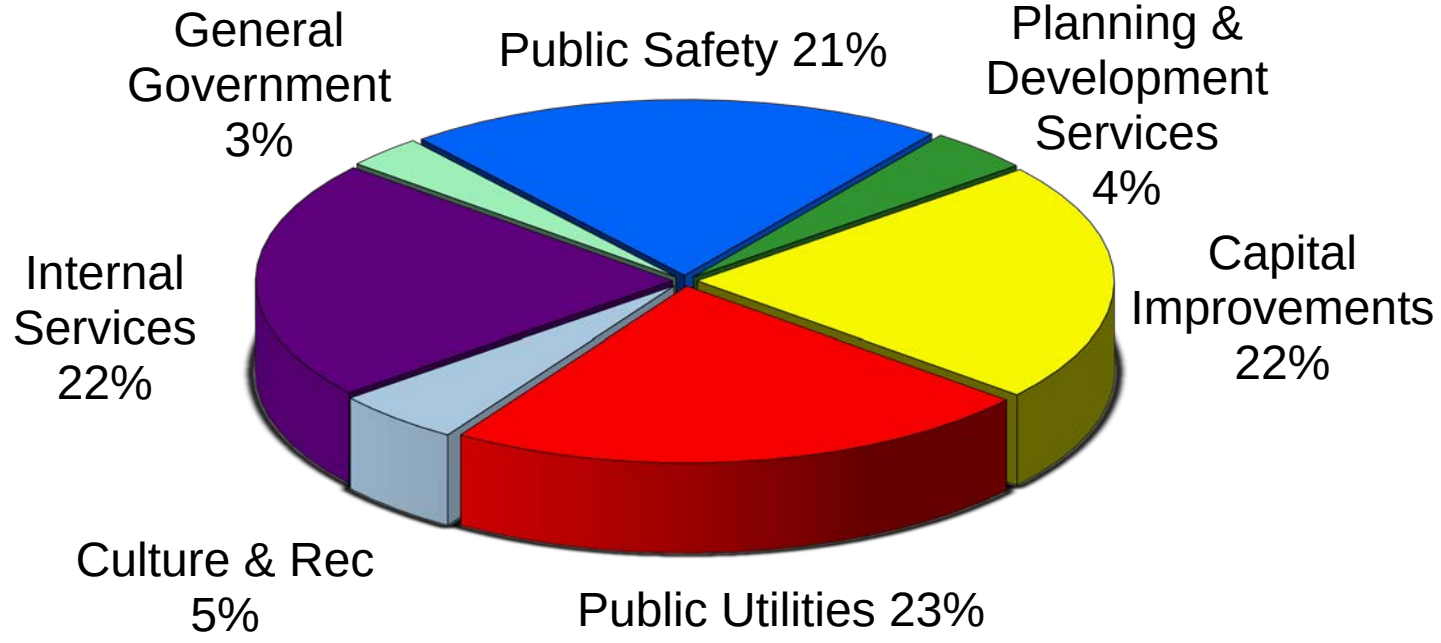

2019/20 Revenue Sources

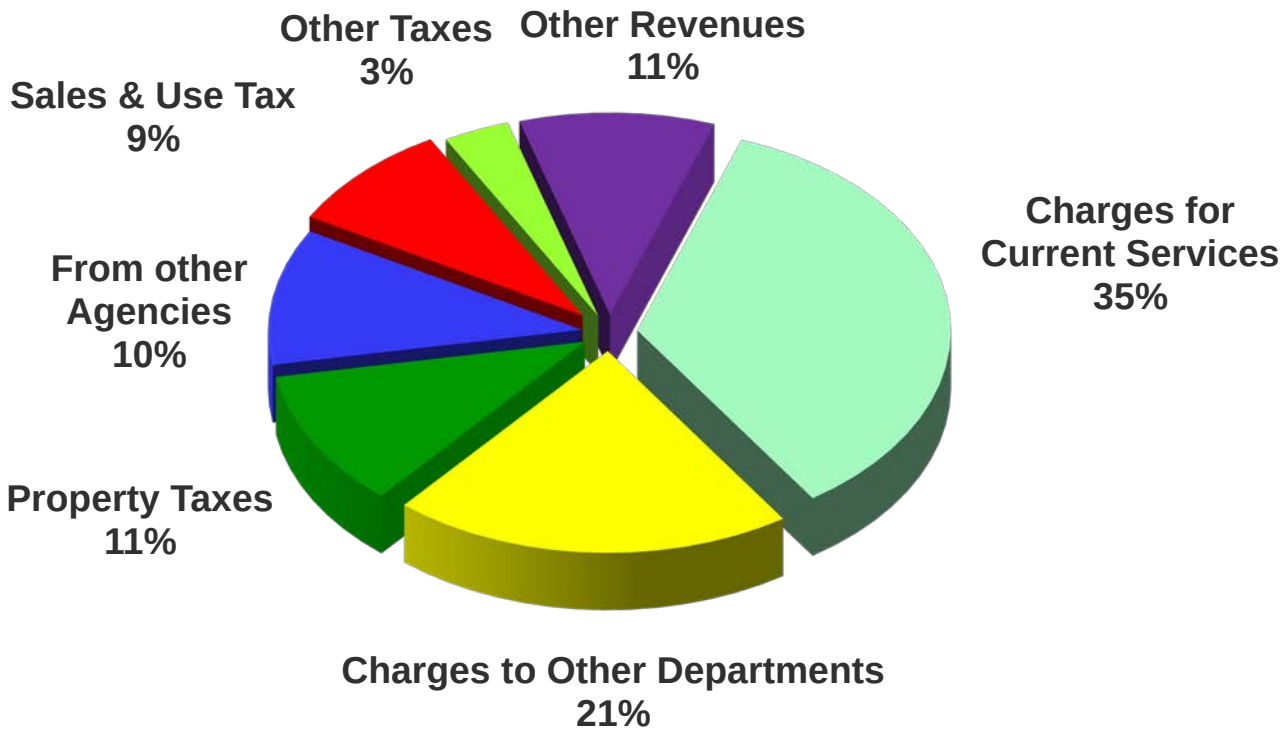

2019/20 General Fund Budget
$76.4 Million

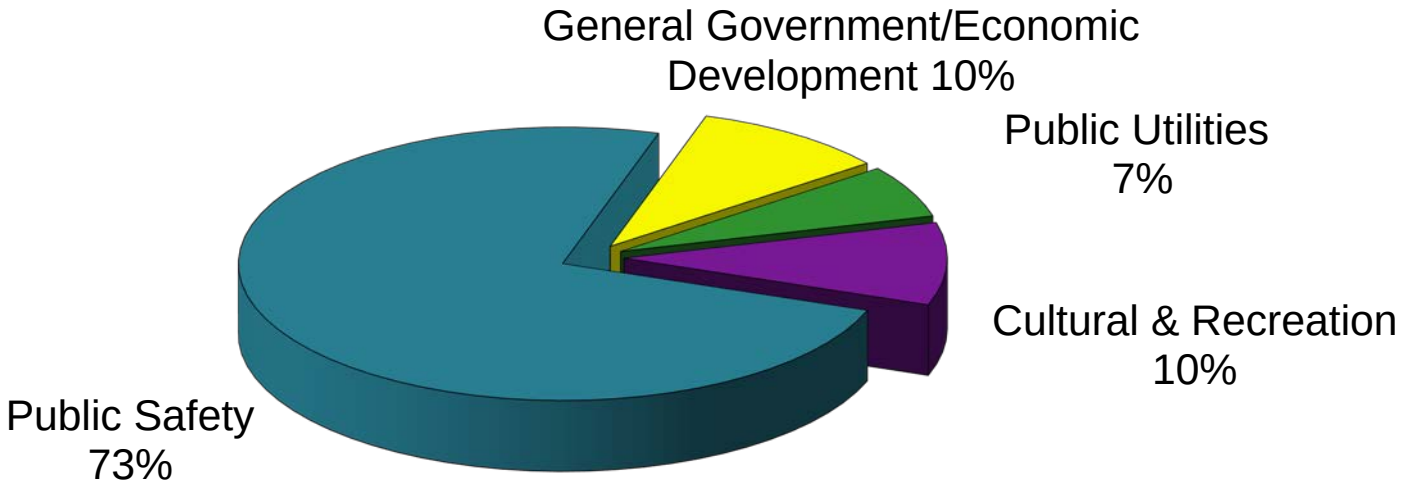

2019/20 General Fund Revenue

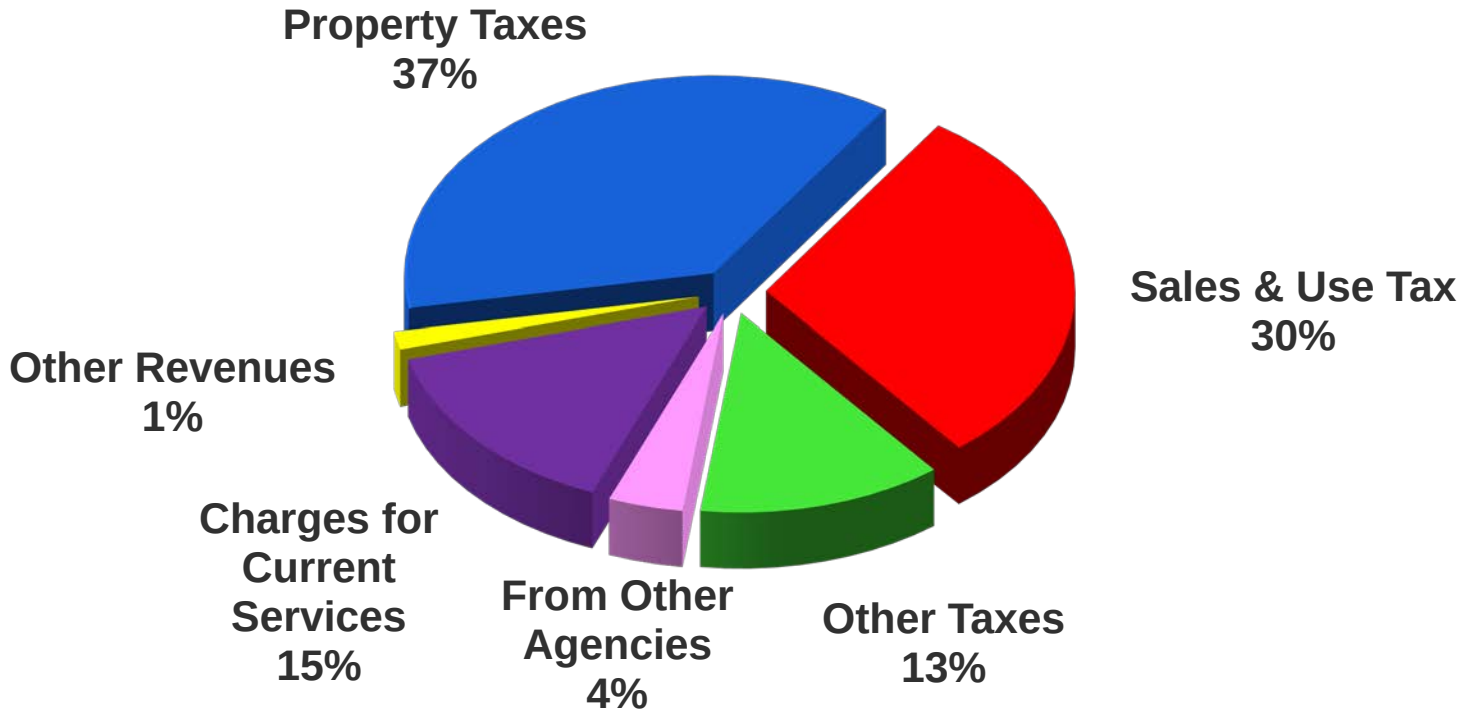

Revenue Types

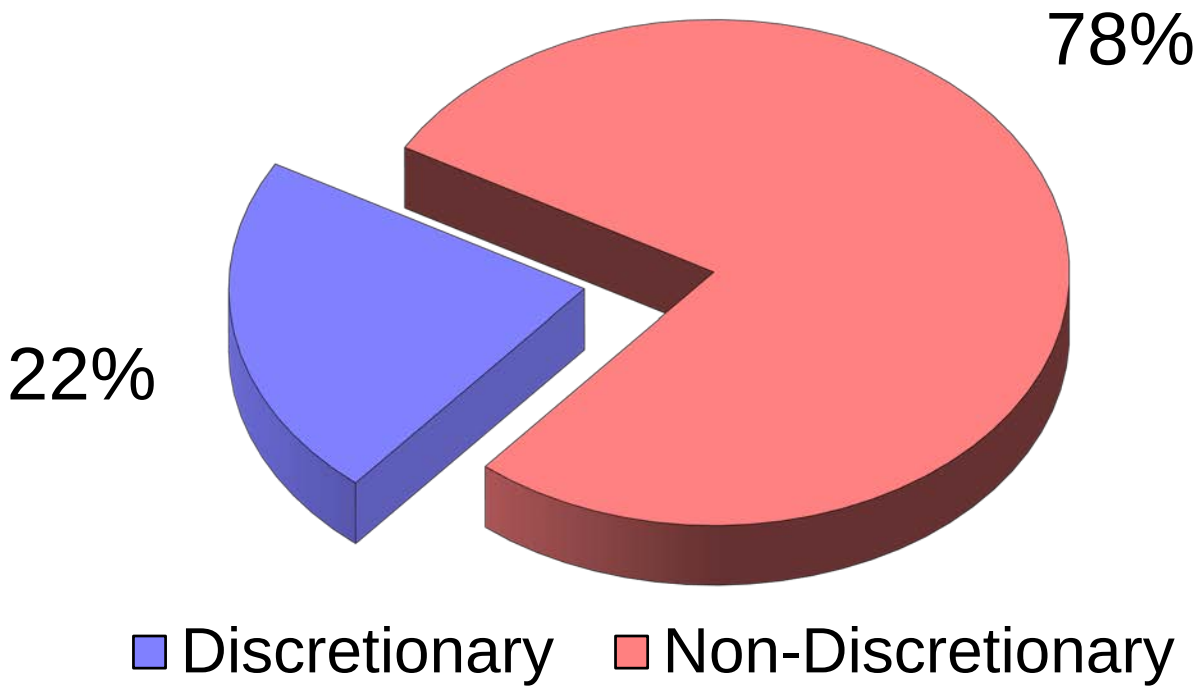

Types of Revenue

	Discretionary	Non-Discretionary	Total
Property Taxes	26,322,000	2,107,000	28,429,000
Other Taxes	32,266,000	365,000	32,631,000
Licenses & Permits	388,000	3,456,500	3,844,500
Fines & Forfeitures	2,000	187,500	189,500
Use of Money & Property	152,000	3,124,400	3,276,400
Revenue From Other Agencies	130,000	26,093,900	26,223,900
Charges For Current Services	78,000	145,506,200	145,584,200
Other Revenues	0	21,312,000	21,312,000
TOTAL CURRENT FUNDING	59,338,000	202,152,500	261,490,500
(Additions to)/Use of Available Balance	280,400	6,941,600	7,222,000
TOTAL	59,618,400	209,094,100	268,712,500

Revenue Types

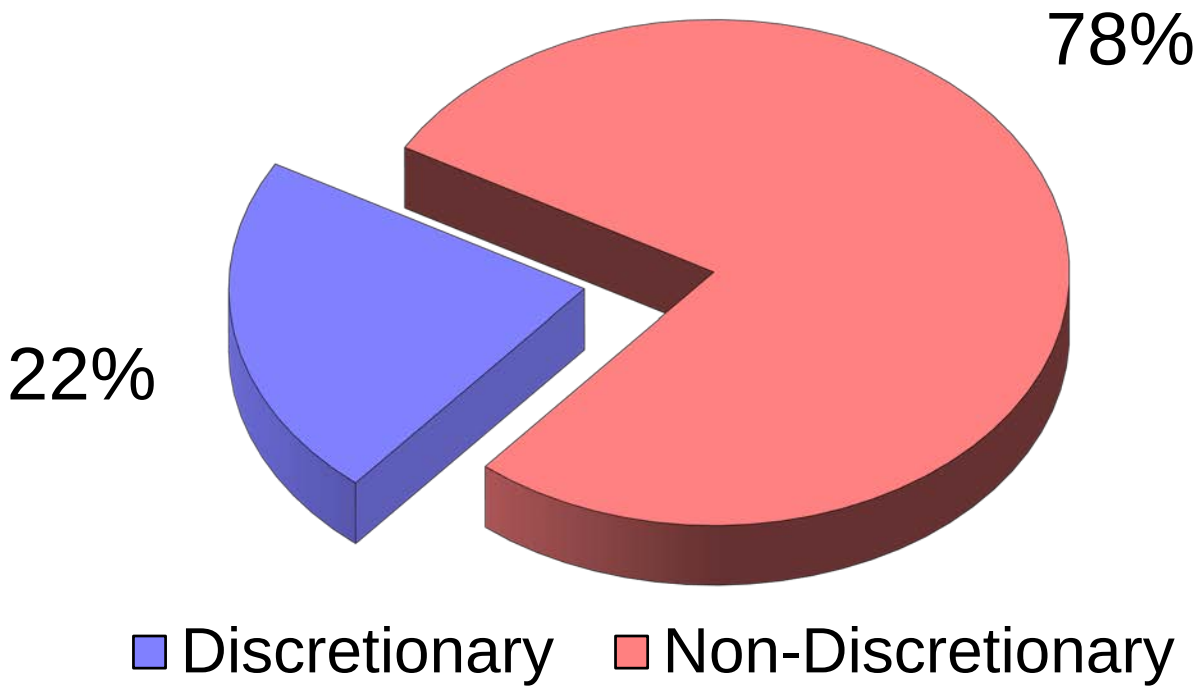

Types of Revenue

	Discretionary	Non-Discretionary	Total
Property Taxes	26,322,000	2,107,000	28,429,000
Other Taxes	32,266,000	365,000	32,631,000
Licenses & Permits	388,000	3,456,500	3,844,500
Fines & Forfeitures	2,000	187,500	189,500
Use of Money & Property	152,000	3,124,400	3,276,400
Revenue From Other Agencies	130,000	26,093,900	26,223,900
Charges For Current Services	78,000	145,506,200	145,584,200
Other Revenues	0	21,312,000	21,312,000
TOTAL CURRENT FUNDING	59,338,000	202,152,500	261,490,500
(Additions to)/Use of Available Balance	280,400	6,941,600	7,222,000
TOTAL	59,618,400	209,094,100	268,712,500

Property Tax - $100 Collected

Sales Tax - $100 Spent

2019/20 Revenue Use

Departments	Total Expenditures	Non-Discretionary Revenues	Use of Discretionary Revenues
City Council	348,200	180,000	168,200
City Clerk	4,549,900	4,411,000	138,900
City Attorney	933,900	627,000	306,900
City Manager	2,076,900	827,400	1,249,500
General Services	48,990,600	47,448,800	1,541,800
Finance	3,276,500	2,778,000	498,500
Police	39,984,100	3,361,500	36,622,600
Fire	16,740,300	1,241,500	15,498,800
Public Utilities	79,996,000	76,702,800	3,293,200
Planning & Development Svs	11,760,100	11,460,100	300,000
Capital Improvements	60,056,000	60,056,000	0
TOTAL	268,712,500	209,094,100	59,618,400

Any Questions?

Welcome to 2019 Citizens Academy

Serving our Community

Clovis Fire Department

Mission Statement

To provide for the fire and life safety of the community in the most professional, courteous, and efficient manner possible.

Prevent Harm – To our Community, to our Firefighter, to our Environment

Be Professional – In our Appearance, in our Performance, in our Reputation

Use Resources Wisely – With our Budget, with our Time, with our People

Our Department

- 61 sworn and 6 unsworn personnel
- Serving 24.36 miles of Clovis
- Responded to over 10,000 emergency calls a year.
- Consist of 3 major divisions: Operations, Prevention, and Administration.

Organizational Structure

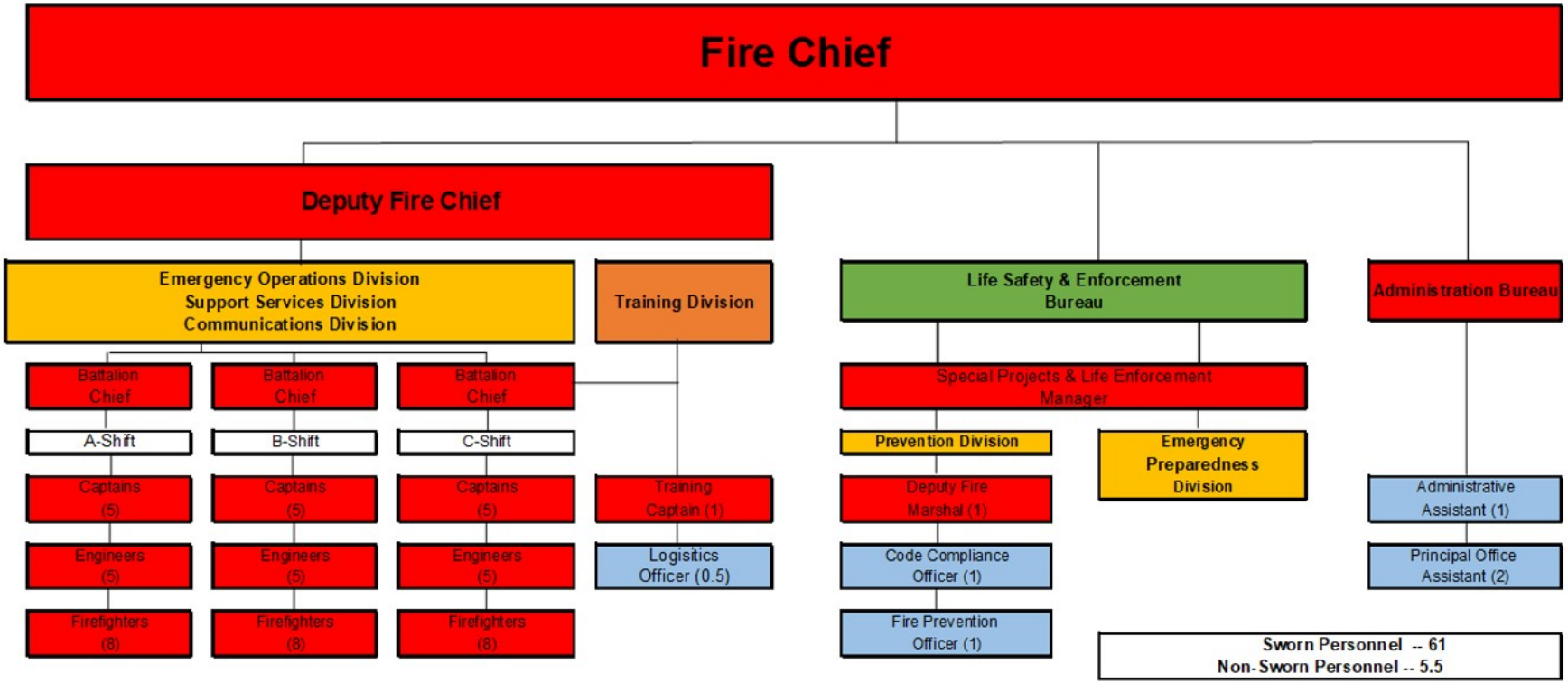

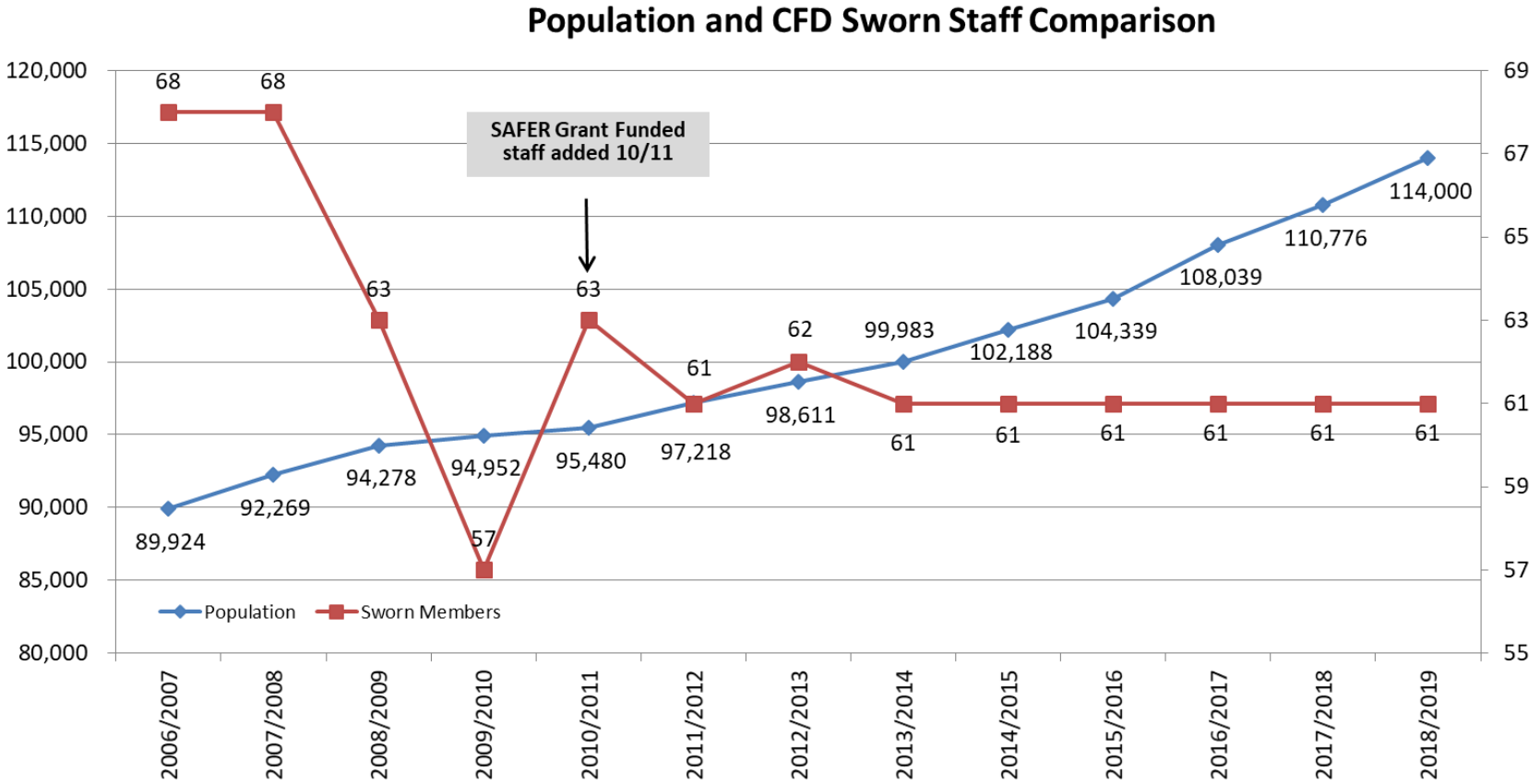
Population and CFD Sworn Staff Comparison
SAFER Grant Funded staff added 10/11
Population
Sworn Members
120,000
115,000
110,000
105,000
100,000
95,000
90,000
85,000
80,000
69
67
65
63
61
59
57
55
68
68
63
57
63
61
62
61
61
61
61
61
61
89,924
92,269
94,278
94,952
95,480
97,218
98,611
99,983
102,188
104,339
108,039
110,776
114,000
2006/2007
2007/2008
2008/2009
2009/2010
2010/2011
2011/2012
2012/2013
2013/2014
2014/2015
2015/2016
2016/2017
2017/2018
2018/2019

2018 Support Activities

STRATEGIC GOALS	2018 PERFORMANCE
Strategic Initiative Goal 1A: Cost/Per Capital CAFER Annual Fire Budget (- OES Rev/Exp) ÷ Population Served) **= Below $140** (City Comparison: Chico, Davis, Lodi, Manteca, Merced, Roseville, Turlock, Visalia)	**$125**
Strategic Initiative Goal 1C: Insurance Services Office Rating **= Class 3 or Better**	**Class 2**
Strategic Initiative Goal 2B: Property Loss **= Keep property loss due to fire below 5-year average ($2.4 Million)**	**$1,014,810**

OPERATIONS

- Provide the following services:
  - #1 is Fire protection
  - Emergency Medical Services
  - Urban Search and Rescue
  - High-angle, trench, water and confined space rescue
  - Hazardous Condition Mitigation
  - Fire Cause and Origin investigations
  - Disaster Response and Coordination

Fire Facilities

Station 1
Pollasky & 7th

Station 2
Minnewawa & Santa Ana

Station 3
Herndon & Villa

Station 4
Armstrong & Santa Ana

Station 5
Temperance & Alluvial

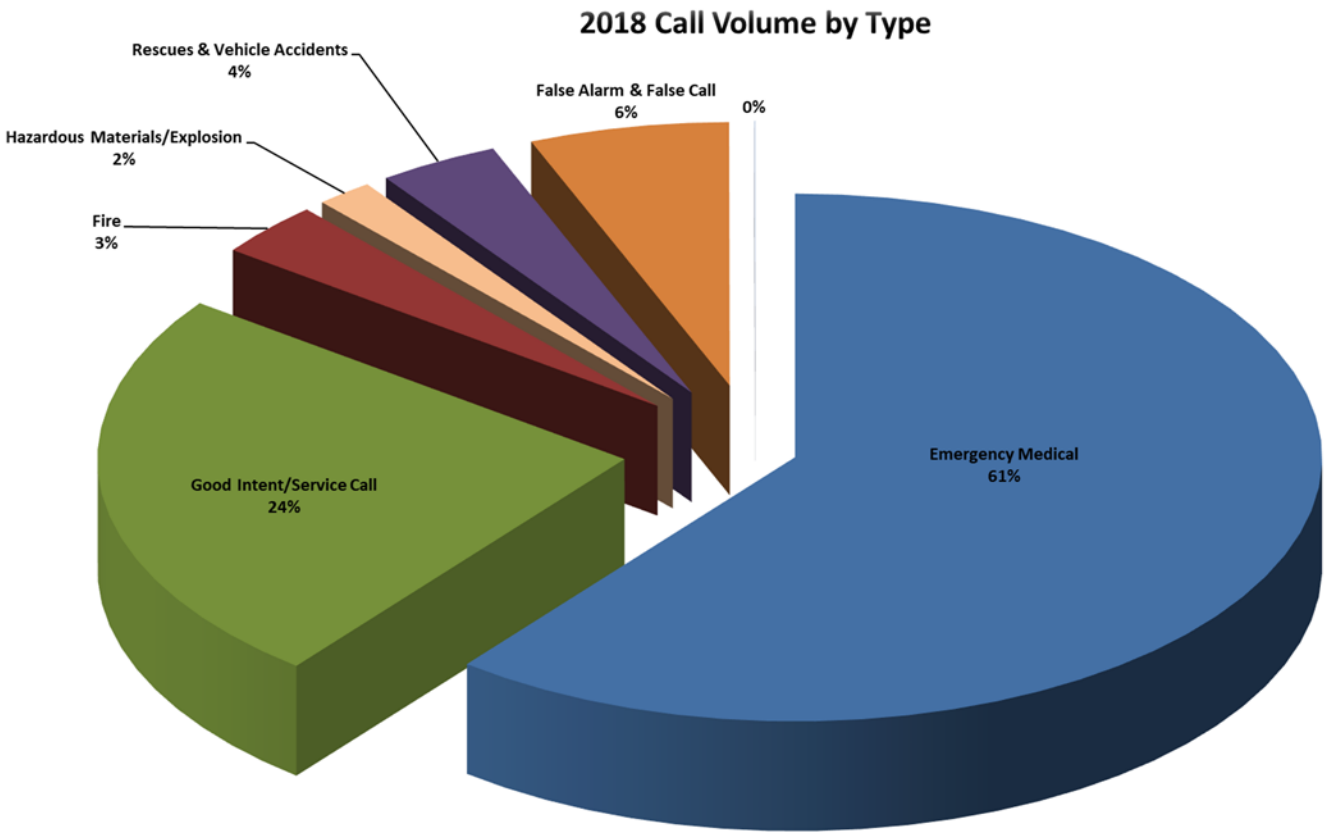
2018 Call Volume by Type
Rescues & Vehicle Accidents
4%
False Alarm & False Call
6%
0%
Hazardous Materials/Explosion
2%
Fire
3%
Good Intent/Service Call
24%
Emergency Medical
61%

2018 Performance

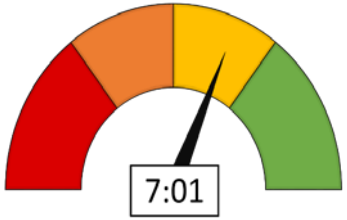

Response Goal 1: First Unit Arrival—
Total Response Time - EMS
= 6 Minutes & 30 Seconds at 90%

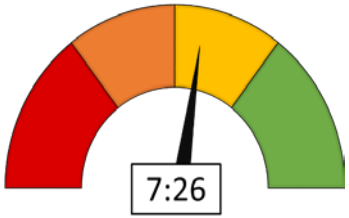

Response Goal 2: First Unit Arrival —
Total Response Time – MVA/Rescue
= 7 Minutes at 90%

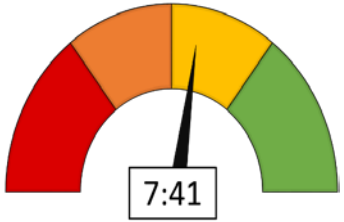

Response Goal 3: First Unit Arrival—
Total Response Time - Fire
= 7 Minutes at 90%

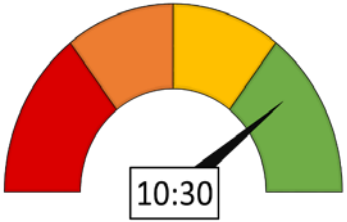

Response Goal 4: Effective Response Force (Medium 16 Firefighters) - Fire
= 10 Minutes & 30 Seconds at 90%

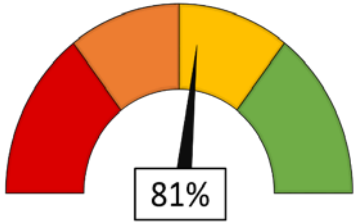

Response Goal 5: Contain Fire to room of origin = 90% of Fire calls for service

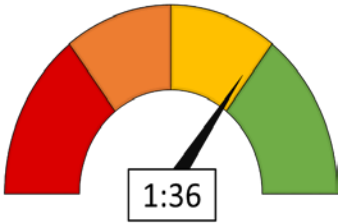

Response Goal 6: Turnout time for all priority responses
= 1 minute & 30 seconds at 90%

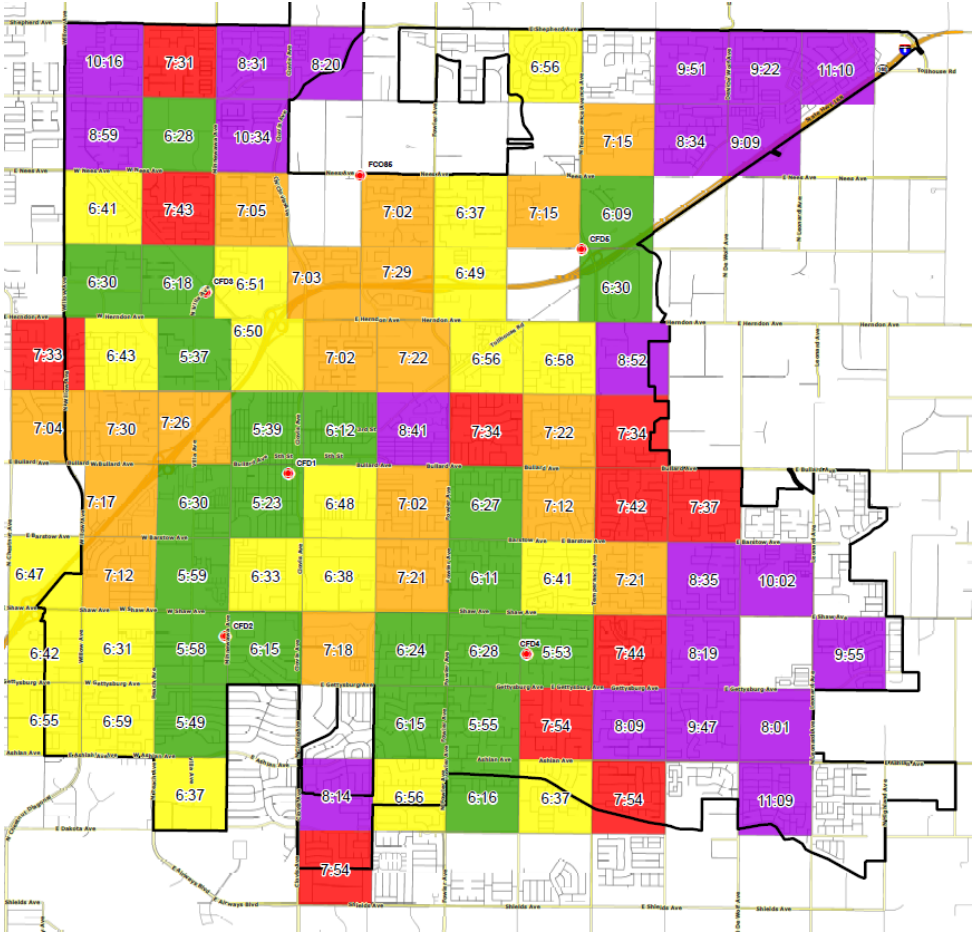

Time Performance

- 2018 evaluation of the total time from 9-1-1 call to the time a fire crew arrived on-scene.

Station 6

	2014	2015	2016	2017	2018
Single Family Homes	1,860	2,153	2,791	3,349	5,059
Calls for Service	187	278	326	371	410
Total Response Time	7:59	7:49	8:04	9:46	9:48

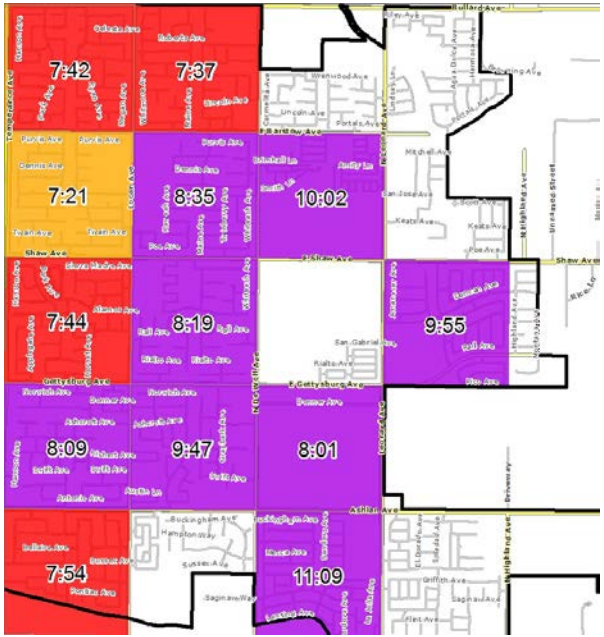



Auto/Mutual Aid Data

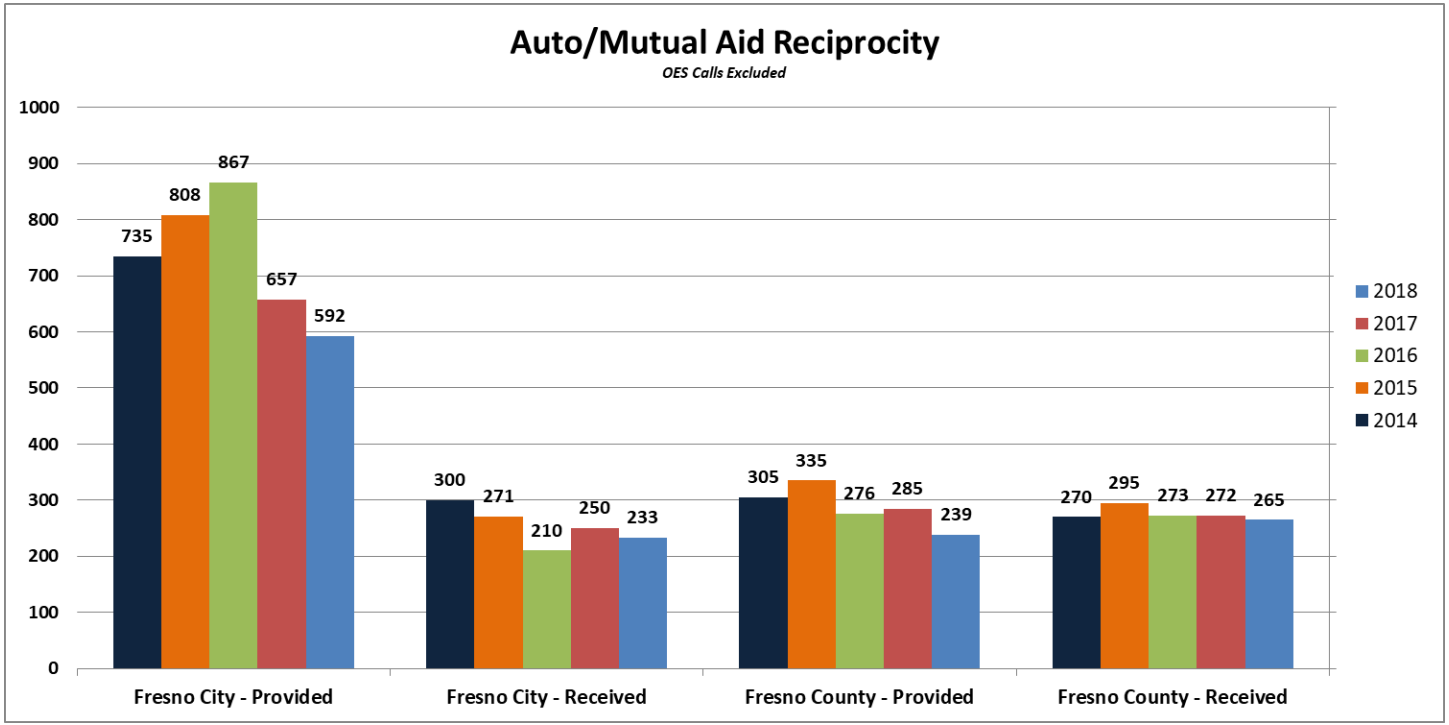

PREVENTION

- Provide the following services:
  - Code Enforcement
    - Fire Safety
    - Weed Abatement
  - Inspections
  - Public Education
  - Emergency Preparedness
  - Clovis Emergency Response Team volunteers

Inspections

- California legislature enacted SB-1205, requiring local fire agencies to report their compliance for inspecting State-Mandated occupancies.
- Fire Prevention staff prioritize inspections based on risk.
- Inspections are completed with both Fire Prevention staff and Operations staff on engine companies.

Type	Number Completed in 2018
Residential Plan Review	122
Commercial Plan Review & On-Site Inspection	421
TOTAL	543

Inspection Type	Total Number of Occupancies	Completed Inspections	Percentage Completed
Existing Annual	2,685	1,592	59%
Annual State-Mandated	340	212	62%
TOTAL	**3,025**	**1,720**	**57%**

2018 Life Safety Goals

FIRE AND LIFE SAFETY BUREAU STRATEGIC GOALS	2018 PERFORMANCE
Strategic Initiative Goal 5A: Return 100% of all fire protection system and building plans for permit issuance within 10 days of submittal & provide inspections within 24 hours of request.	90%
Strategic Initiative Goal 5A-1: Complete plan checks within 10 days, 90% of the time.	90%
Strategic Initiative Goal 5A-2: Approve 90% of projects within three (3) plan checks.	90%
Strategic Initiative Goal 5A-3: Complete 90% of State-Mandated inspections (E, R-2, R2.1, H)	63%
Strategic Initiative Goal 5C: Investigate 100% of all fires reported.	100%
Strategic Initiative Goal 5C-1: Clear 90% of all fire investigation cases within one year.	92%

Emergency Preparedness

- Preparedness focus areas:
  - Clovis Emergency Response Team (CERT)
  - City Emergency Operations Plan (EOP)/Emergency Operations Center (EOC)
- In 2018, CERT members:
  - Provided on-scene support during fires.
  - Assisted in public education efforts including teaching kids how to use 9-1-1.
  - Acted as victims during fire training.



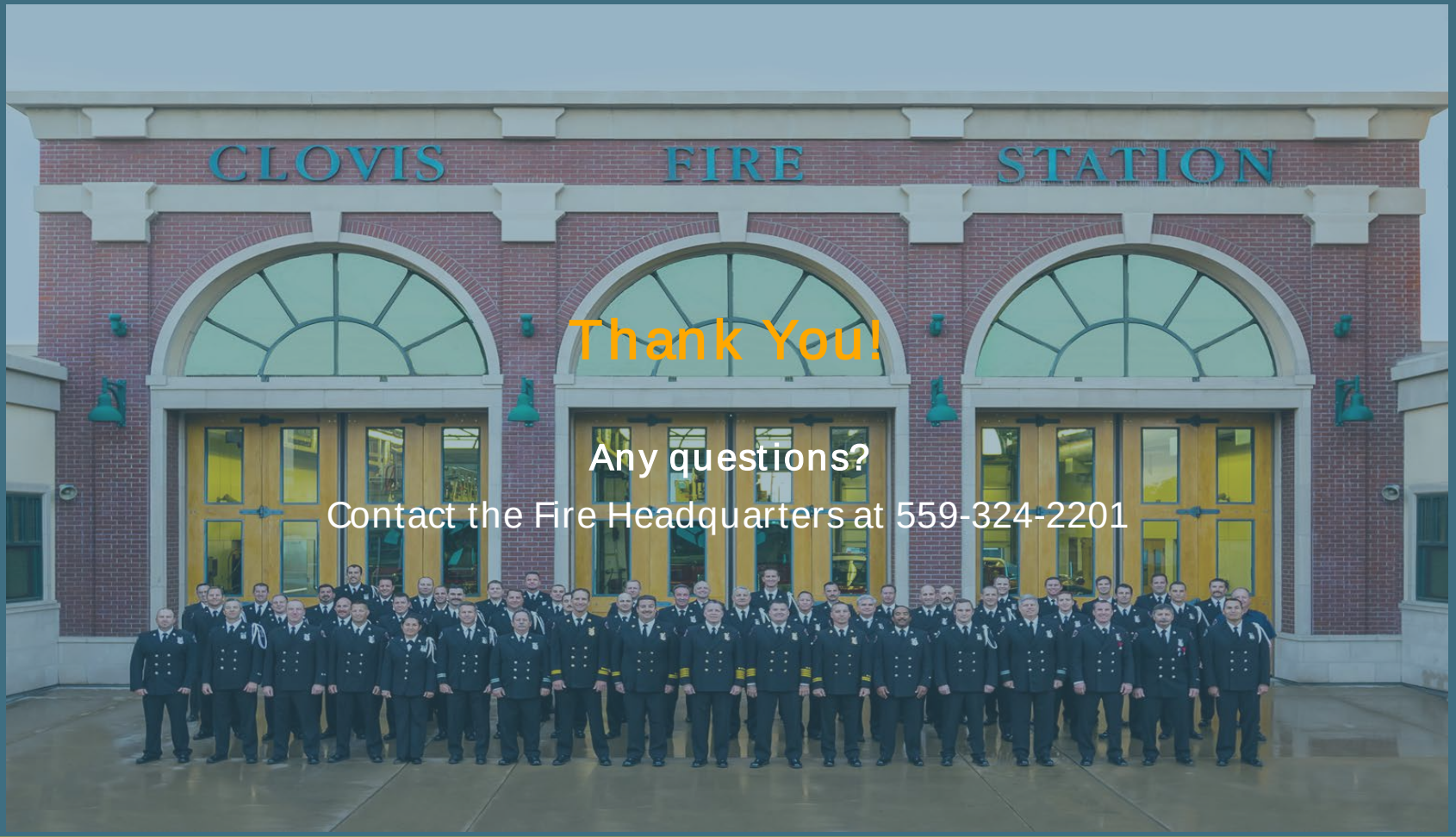

Thank You!

Any questions?

Contact the Fire Headquarters at 559-324-2201

CLOVIS
POLICE DEPARTMENT

Protecting our Community

MISSION

To provide superior protection and service in a manner that builds public confidence and improves the quality of life in our community.

GOALS

#1- Safest City in the Valley
#2- Response Times to Priority 1 calls under five minutes
#3- Citizen Surveys at an approval rate of 90% or higher

The Department

- Currently the Department has 101 Sworn Officers (less than1 per thousand population)
- Authorized for 109 Sworn Officers
- 52 Full-time Professional Staff
- 16 Part-time Professional Staff
- 23 Citizen Volunteers
- 13 Police Chaplains

- Patrol
- Investigations
- Communications (Dispatch)
- Youth Services
- Support Services
- Animal Services

WHAT WE DO...

IN 2018...

- 80,147 CALLS FOR SERVICE
- MADE 4,838 ARRESTS
- COMMUNICATIONS DIVISION TOOK OVER 181,000 CALLS IN 2018

Challenges

- Growth & Development
- Homelessness and Mental Illness
- Recruitment and Hiring
- Community Engagement
- Legislation

Growth and Development

- Increase of approximately 8 square miles in the next 5 years

Priority 1response times:

- Larger areas to cover x more population x more calls for service=

LONGER RESPONSE TIMES

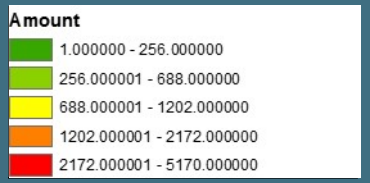

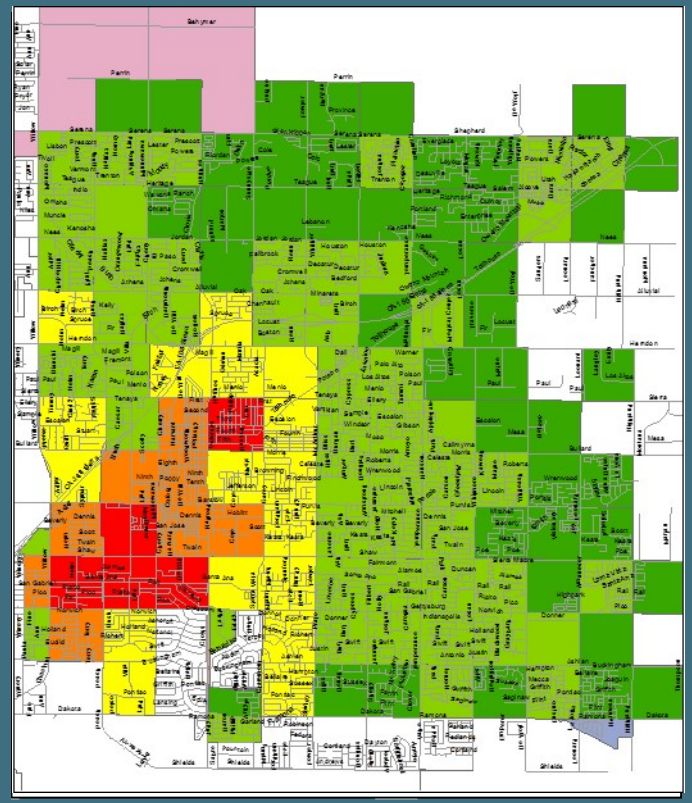

Homelessness and Mental Illness

- In just one year Clovis Officers have dealt with over 3,000 calls involving transients (this estimate is extremely low)
- Types of calls:
- Transient camps
- Disturbance
- Unwanted
- Armed Robbery
- Sex Offense
- Suicide calls

- Increased number of calls that deal with Mental Illness
- Drug induced mental illness
- Transients
- Hospitals
- Suicide calls – 2018: 21 currently in 2019: 19

- Mental Health Clinicians

Homelessness and Mental Illness

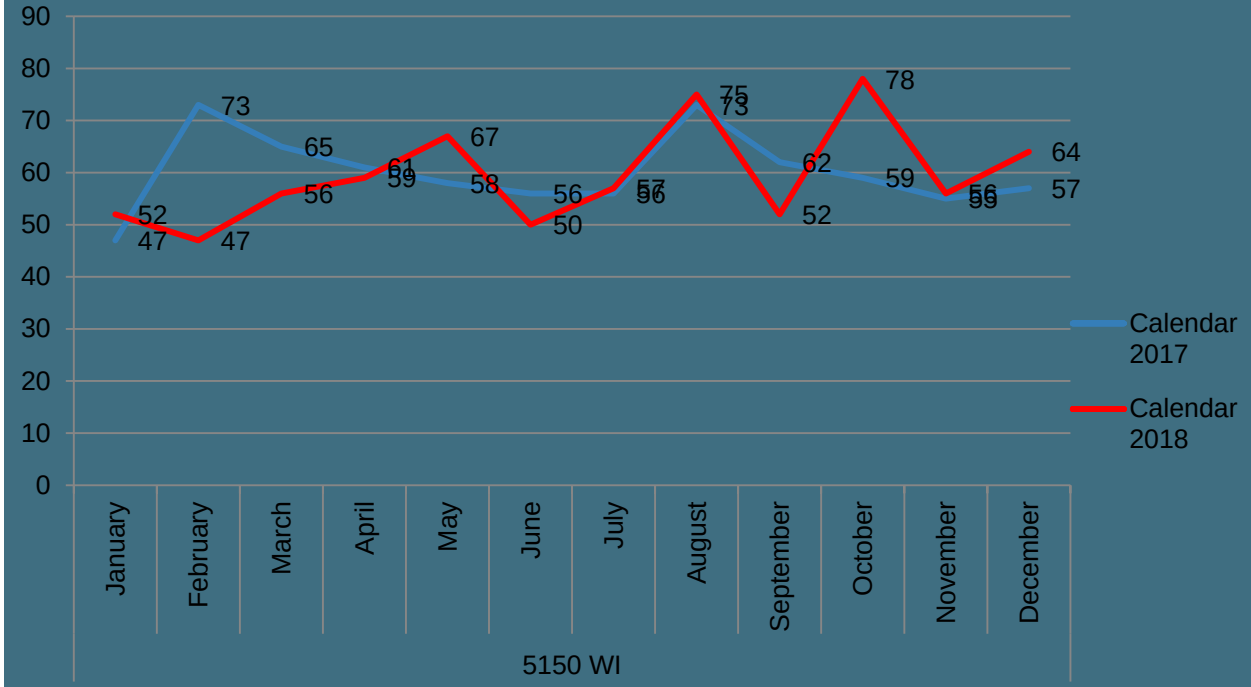

May of 2019: 90 cases with a 5150 WI charge

Recruitment and Hiring

- Negative Public Sentiment Towards Law Enforcement
- Lack of Qualified Applicants
- PERS system
- Increase of societal drug use- disqualifying applicants
- Increased competition from other agencies (signing bonuses)

Community Engagement

- Currently have a good relationship with the Community
- Increased population along with increased city areas: how to still be engaged with community events
- How to build trust with residents: combating media depiction of Law Enforcement

Legislation

- Decriminalization of laws
- New laws for Law Enforcement procedures

- Demographic reporting
- Use of Force reporting
- Use of Force procedures
- Investigation procedures

Questions

QUESTIONS ?