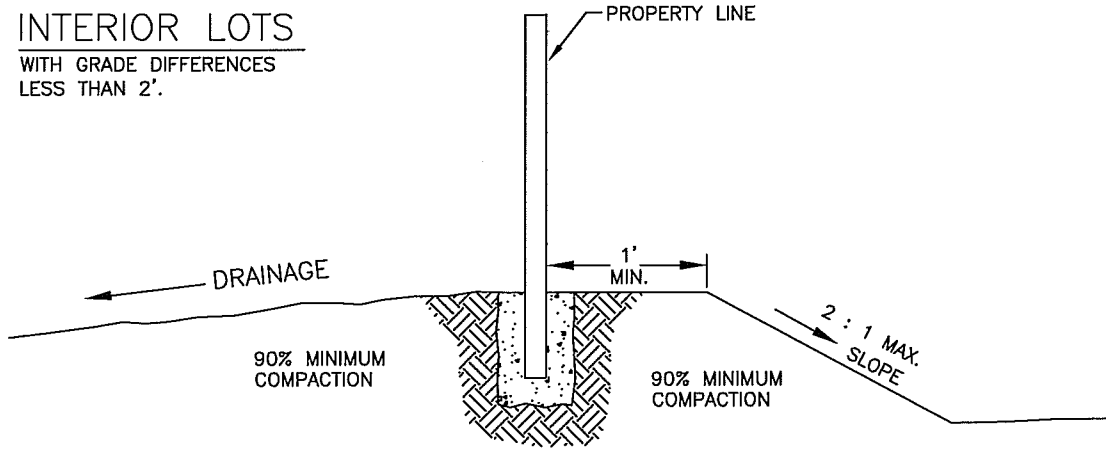


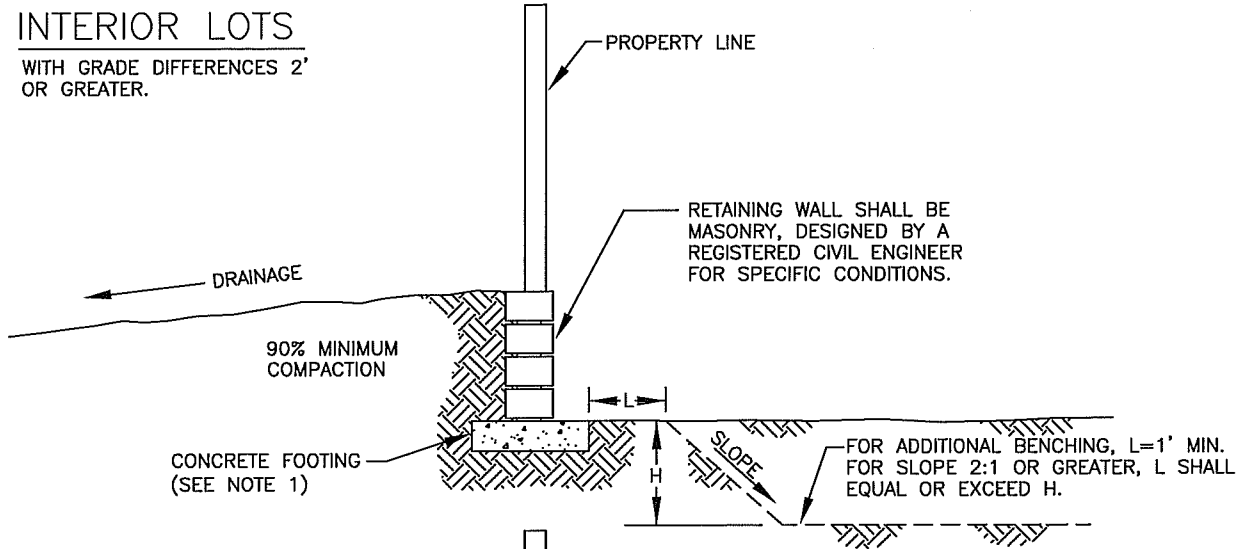
**A. INTERIOR LOTS**

WITH GRADE DIFFERENCES  
LESS THAN 2'.



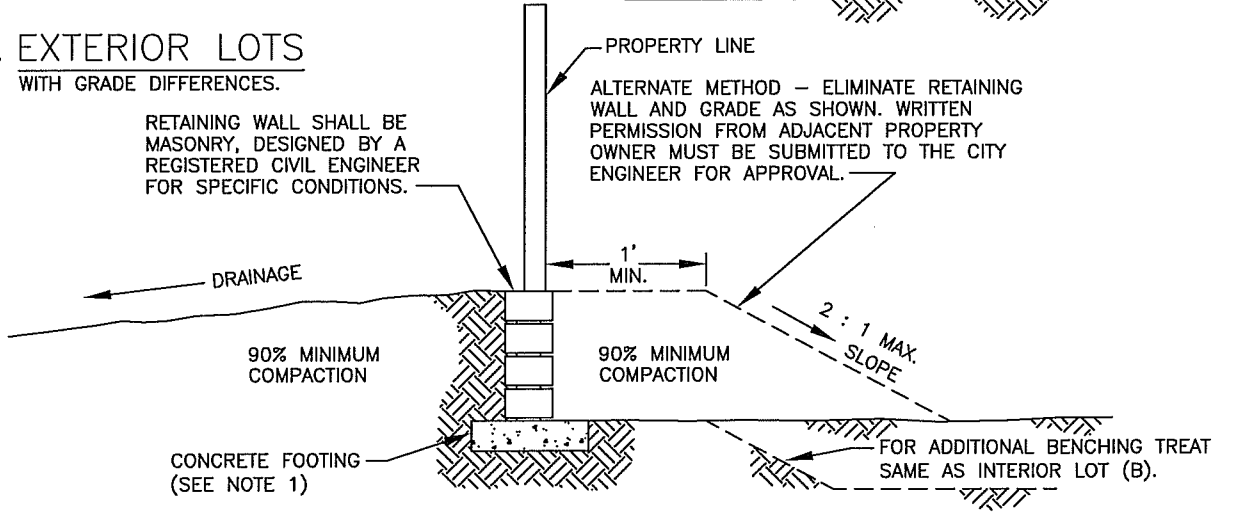
**B. INTERIOR LOTS**

WITH GRADE DIFFERENCES 2'  
OR GREATER.



**C. EXTERIOR LOTS**

WITH GRADE DIFFERENCES.



**NOTES:**

1. ALL CONCRETE FOOTINGS SHALL BE 2500 PSI @ 28 DAYS.
2. RETAINING WALL REQUIRES CITY BUILDING PERMIT, & MEET REQUIREMENTS OF STD. DRAWING M-1.



**CITY OF CLOVIS**

**LOT LINE GRADING STANDARD**

DWG NO.  
**M-4**

REF.: STD. SPECIFICATIONS  
SECTION 19 & 81, & STD.  
DRAWING M-1

APPROVED BY:	NO.	REVISED	BY	APPROVALS
CITY ENGINEER		03-18-09	BGJ	CM
		01-18-11	BGJ	DRU PUD
DATE: 4/19/11				

SCALE: NTS  
DRAWN BY: JA  
SHEET 1 OF 1