

How To Read Your Water Meter

Finding your water meter

If you live in a single family home your meter box will likely be located in the front of your property, near the street curb or sidewalk in a concrete box in the ground. Most water meter boxes will have a cover or lid marked “water” or “water meter.” Insert a large flat screwdriver in the hole in the hinged metal lid and carefully lift the cover from the box.




If you have a radio meter (read via radio signal) you will have wires and possibly a black or beige box attached to your meter.

Understanding your water meter


The water meter number dials are similar to a car’s odometer. Read numbers from left to right. The reading on your water meter is the total amount of water that has been used by the household since it was installed or replaced. Partial units of water in gallons are measured by the large dial or sweep on some meters. Most water meters will also have a smaller gear or triangle –shaped dial on the meter face that will measure or indicate a very slow rate of water flow.



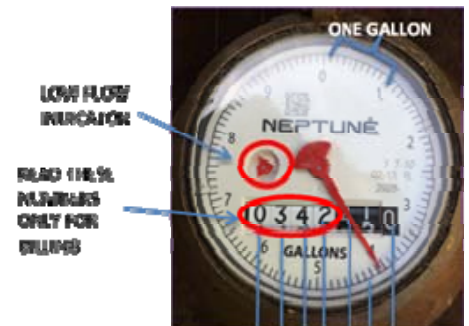
Examples of Water Meters



MILLIONS
100 THOUSANDS
10 THOUSANDS
THOUSANDS
HUNDREDS
TENS
ONES
TENTHS



MILLIONS
100 THOUSANDS
10 THOUSANDS
THOUSANDS
HUNDREDS
TENS
ONES



MILLIONS
100 THOUSANDS
10 THOUSANDS
THOUSANDS
HUNDREDS
TENS
ONES

Things to know:

- The City of Clovis reads your water meter every other month.
- Water meters are read and billed in thousand gallons increments.
- The utility period billing dates differ from your actual meter reading dates as we read meters throughout the month and bill at the end or beginning of the next month.
- New utility bills will now show the actual meter reading dates to help the customer better monitor their water usage.

Reading your water meter and knowing how much water you’re currently using will help you stay within your water reduction limit.

Checking for leaks

- Turn off all faucets and water-consuming appliances, including evaporative coolers and ice-makers in refrigerators, auto pool fillers.
- Write down all the numbers on your water meter and note the time.
- After 15 – 30 minutes read the meter again and write down all the numbers again. If your meter indicates usage, you may have a leak.
- Also check the low flow indicator on your meter for movement.

Any leaks located after the water meter are the homeowner’s responsibility to repair.

Calculating water usage:

Looking at the meter below the reading is 342,410. Supposing the meter read a week later is 351,290 then your usage for one week is 8,880 gallons or nearly 9 thousand gallons.

$$351,290 - 342,410 = 8,880$$